



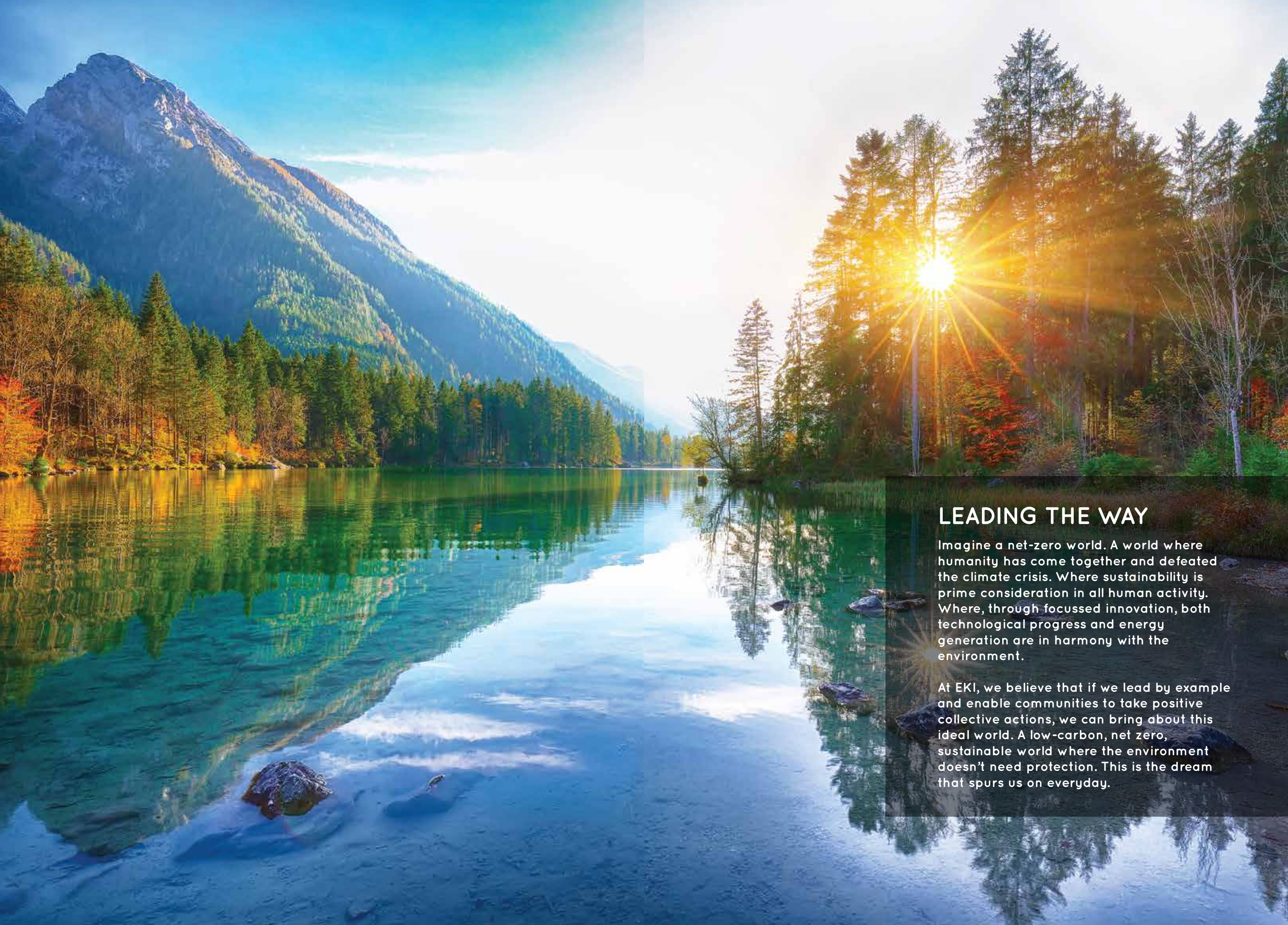
STEERING THE PLANET TO NET ZERO

SCRIPTING A SUSTAINABLE FUTURE



12TH ANNUAL REPORT FY 2022-23

EKI ENERGY SERVICES LIMITED



LEADING THE WAY


Imagine a net-zero world. A world where humanity has come together and defeated the climate crisis. Where sustainability is prime consideration in all human activity. Where, through focussed innovation, both technological progress and energy generation are in harmony with the environment.

At EKI, we believe that if we lead by example and enable communities to take positive collective actions, we can bring about this ideal world. A low-carbon, net zero, sustainable world where the environment doesn't need protection. This is the dream that spurs us on everyday.



CLEAN COOKING TODAY - GREENER LIFE TOMORROW!

Bringing a revolution in the clean cooking segment, EKI Energy Services Ltd. has set up a sprawling improved cookstove manufacturing unit with a production capacity of 4 MN+ efficient cookstoves that minimises toxic fumes in the environment thereby saving the nature and women's health.





MORE SUSTAINABLE, BETTER FOR THE ENVIRONMENT

Sustainability solutions encompass a wide range of strategies and actions aimed at mitigating environmental degradation and promoting long term well being. We offer strategic solutions for sustainability and ESG mandates with a step-by-step guide to enable businesses to future-proof their climate action roadmap.





RENEWABLE ENERGY: YOUR FIRSTSTEP TO DECARBONIZATION

Renewable energy is a crucial milestone on the path to achieving net-zero emissions. By harnessing clean energy sources, we can reduce our reliance on fossil fuels and mitigate climate change, moving closer to a sustainable and carbon-neutral future.



SMALL STEPS LEAD TO BIG CHANGES.

Little efforts through multiple projects with national and international reach, aims at overall carbon reduction. It's the small steps that often lead to monumental changes. Through sustainability services, climate investments, offset portfolio management, and more, EKI enables these crucial steps to embark on environmental responsibility journey. These seemingly modest efforts collectively contribute to a more sustainable future with tangible achievements.



SUSTAINABILITY &
NET ZERO SERVICES



OFFSETTING TO
ACHIEVE CARBON
NEUTRALITY



CLIMATE
INVESTMENTS



CARBON MARKETS
CAPACITY BUILDING
ADVISORY



OFFSETS PORTFOLIO
MANAGEMENT SERVICES

GLOBAL PRESENCE OF THE NATURE, FOR THE NATURE AND BY THE NATURE !

40+
COUNTRIES
CLIENT BASE

225+
PEOPLE

200+
MILLION OFFSETS
MOBILIZED TILL DATE

3500+
CLIENTS

EKI Energy Services Ltd. Works on the principles of nature. Just as environment constitutes of the entire globe, our presence has no peripheries as we work limitless with 100% dedication to the nature. Adopting informed and innovative practices, EKI is determined to conserve, preserve and restore natural resources.



Team in 15+ countries and counting..

INDEX

YEAR IN REVIEW

■ Letter from Managing Director	17
■ Industry Report	18
■ Board of Directors	25

STATUTORY REPORTS

■ Director's Report	26
■ Report on Corporate Governance	52
■ Management Discussion & Analysis Report	72
■ Business Responsibility and Sustainability Report (BRSR)	87

FINANCIAL HIGHLIGHTS

■ Standalone Financial Statement	
● Independent Auditor's Report	112
● Balance Sheet	123
● Statement of Profit and Loss	125
● Cash Flow Statement	128
● Notes Forming parts of Financial Statement	130
■ Consolidated Financial Statement	
● Independent Auditor's Report	179
● Balance Sheet	187
● Statement of Profit and Loss	189
● Cash Flow Statement	192
● Notes Forming parts of Financial Statement	194

NOTICE OF 11th ANNUAL GENERAL MEETING	243
---------------------------------------	-----

COMPANY INFORMATION	271
---------------------	-----

LETTER FROM MANAGING DIRECTOR



Dear Shareholders, Stakeholders, and Friends of EKI Energy Services,

At the inception of EKI in 2008, we embarked on a mission to breathe life into the vision of rejuvenating our planet, nurturing its greenery, and safeguarding it from the perils of climate change. Our unwavering belief was in a future where Earth's ecosystems flourish, and the world is shielded from the adverse effects of environmental shifts.

Today, after 15 years, we can confidently assert that we find ourselves living in the very future we envisioned all those years ago—a future where our tireless efforts have catalyzed significant climate action. Along this path, we have championed strategic solutions that directly contribute to the reduction and absorption of harmful emissions from our atmosphere.

Through the one and a half decade, we have solidified our position as leaders in the global carbon credit markets. Presently, we proudly stand among the top five carbon asset management firms globally, and our ascent to even greater heights, continues unabated. None of these remarkable achievements would have been conceivable without the unwavering support of our incredible stakeholders, including our valued shareholders, esteemed clients, dedicated employees, and many others.

As we reflect on the past year, I am reminded of a universal quote that seems tailor-made for our journey: "In the midst of chaos, there is also opportunity." These words by the ancient Chinese Philosopher and General Sun Tzu resonate deeply with our experiences in navigating the turbulent waters of the market.

In a post covid world, marked by uncertainty, volatility, and unprecedented shifts in the energy landscape, EKI Energy Services stands strong as an acclaimed leader in the carbon market, both at the national and global levels. The last year has been a testament to the resilience and vision of our management team. We have not only weathered the storms but have also charted a course for stability and progress.

The VCMs experienced a boost in confidence in 2021, but if the optimism was to materialise in 2022, a few critical issues cried out for action. Businesses have invested a substantial sum of money on the market's future size due to the market's predicted exponential increase between 2019 and 2021 and the growing speed of corporate commitments to net-zero energy. Beginning in 2022, the Russia-Ukraine conflict caused geopolitical upheaval that altered the situation and jeopardised Europe's energy security. The budget for offsets was transferred into fuel securitization due to worries and lost productivity, which dealt a serious blow to the trend of offset utilisation and consequently lowered demand for carbon offsets. This series of events had a domino effect that lowered the market.

Even more worrisome for the industry was the first VCM decline in seven years in 2023. Studies showed that some efforts to conserve forests did not result in the anticipated reductions in emissions, and companies like the food giant

Nestle and the luxury label Gucci cut back on their purchases.

Due to the overlap of problems and regulations, consumers and businesses were left in a condition of ambiguity, which weakened demand and led to a decline in carbon offset prices. The consolidation was influenced by economic downturns, changed geopolitical circumstances, and altered regulatory frameworks.

The turbulence we faced in the Voluntary Carbon Market (VCM) have been attributed to various factors, including fluctuating demand for carbon offsets, evolving regulatory frameworks, and the rightly need for enhanced transparency. These challenges, while formidable, have also revealed the pitfalls in our current approaches. It is imperative that we adapt swiftly to these changing dynamics to maintain our position in the market and the market as a whole.

One significant development on the horizon is Article 6 of the Paris Agreement, which holds the promise of being the next big opportunity for businesses to actively participate in decarbonization efforts. In accordance with article 6.2 of the Paris Agreement, India has approved a list of activities, consists of novel technologies for hard to decarbonized sectors, that may be taken into account for trading carbon credits on the global market.

According to the Union Environment Ministry, the list includes carbon removal activities like carbon capture and storage, as well as carbon mitigation activities like producing renewable energy with storage (only stored component), solar thermal power, off-shore wind, green hydrogen, compressed biogas, and alternative materials like green ammonia. This notification, combined with an earlier amendment to the Energy Conservation Act 2022, and a commitment to formally establish India's National Emission Trading System (National ETS), have opened up new market opportunities for business sector engagement in the creation of carbon-neutral infrastructure. Investors in low-carbon technologies will now have a choice of five market segments from which to sell their carbon credits.

Also the recent development towards standardization of modalities for Article 6.4 for accepting project registration in near future, showing a substantial market opportunity getting build up.

We are closely monitoring this space and positioning ourselves to seize the opportunities it presents. Our dedication to sustainability is unwavering, and we are committed to being at the forefront of this vital transition.

In line with our commitment to sustainability, our Sun-rise vertical in EKI is making its footprints increasingly visible. We are not only providing carbon offsets but also offering a comprehensive suite of sustainability services that align with our long-term vision. This expansion reflects our dedication to creating a sustainable future for generations to come.

We have distributed 1.8 million cookstoves this year to the underprivileged in India. We are also conducting this

program in Ghana through our Singapore-based subsidiary.

Our commitment to employee retention is more than just an investment; it's a testament to our belief in the incredible talent and dedication of our team. Like a gardener nurturing a flourishing garden, we cultivate an environment where our employees can thrive. After all, our employees are the roots that anchor us, the stems that support us, and the blossoms that beautify our journey towards excellence.

We also look forward to and welcome the increasing healthy competition in the Indian Carbon Market. Looking ahead, we have charted a clear path to guide our journey:

a) Diversification in decarbonized assets: We will broaden our portfolio to encompass a wider range of decarbonization solutions, ensuring that we remain agile in the face of evolving market demands.

b) Embrace transparency in market operations: We understand that customer confidence is paramount. Additionally, in these turbulent times, we agree that transparency in the projects can bring the much-required push for the market. To this end, we are committed to enhancing transparency in our exchanges and marketplace, providing our customers with the assurance they deserve.

c) Pushing knowledge-based services to lead: EKI will continue to lead by offering knowledge-based services in sustainability and policy tech support to emerging markets. Our expertise will be a guiding light for businesses seeking to navigate the intricacies of the evolving energy landscape.

d) We also intend to move from being people-oriented to process-oriented.

e) In the upcoming year, our focus is on comprehensive risk management, spanning inventory, contracts, and the strategic reduction of fixed liabilities, ensuring a resilient and adaptive approach to safeguard our operations and financial stability.

The business made the decision to stop using M/s Walker Chandio & Co. LLP's services as statutory auditors. In their first EGM of the fiscal year, the company's shareholders supported this resolution. Afterward, the business named M/s Dassani & Associates as the joint company auditor per statute. Shareholders approved of this motion at the 2nd Extraordinary General Meeting.

I want to express my sincere gratitude to our shareholders, stakeholders, and the entire EKI family for your unwavering support and commitment. Together, we have not only withstood the turbulence but have also set our course toward brighter horizons. As we embark on this journey, remember that in every challenge, there lies an opportunity, and EKI Energy Services is poised to seize them all.

Thank you for your trust and continued partnership.

Yours sincerely,

MANISH KUMAR DABKARA

Chairman and Managing Director

INTRODUCTION

CARBON CREDITS:

According to the Integrity Council for the Voluntary Carbon Market (ICVCM), “a carbon credit is a tradable intangible instrument that is issued by a carbon-credit program, representing a GHG emission reduction to, or removal from, the atmosphere equivalent to one metric ton of carbon dioxide equivalent, calculated as the difference in emissions from a baseline scenario to a project scenario.”

A targeted carbon emission avoidance/absorption project results in the issuance of carbon credits, which serve as offsets for an equivalent reduction or absorption of carbon emissions from the atmosphere. These credits are made available to everyone who wants to lessen their carbon footprint.

The CO₂ that polluters can release into the atmosphere is priced via carbon markets, which use two different types of instruments or assets: carbon emission credits, which are instruments based on allowances, and carbon offset credits, which are project-based issuances.

TYPES OF CARBON CREDITS AND THEIR GENERATION:

i. Avoidance or Reduction:

This type of carbon credits are a vital instrument in curbing climate change by offering financial incentives for the avoidance or reduction of greenhouse gas emissions. These credits are typically generated by projects that lower emissions, such as renewable energy initiatives or reforestation efforts.

Renewable energy projects (solar, wind, biomass, geothermal, etc., based power generation) can be considered a part of avoidance projects. Energy-saving initiatives, generally known as projects that use less energy, also fall under this heading. The category of reduction projects also includes initiatives created with the intention of capturing or destroying industrial GHGs emissions.

In cap-and-trade systems, companies can purchase these credits to meet emissions quotas. Individuals and organizations also buy carbon credits to offset their own emissions.

ii. Removal or Absorption:

Credits can also be generated with projects meant for removing the emitted or existing carbon dioxides or other GHGs from the atmosphere. These projects include initiatives involving nature-based solutions (NbS) towards carbon sequestration, carbon

capture and storage (CCS), bioenergy with carbon capture and storage (BECCS), direct air/

GHG capture etc. These initiatives are all intended to remove and sequester (capture and store) GHG from the atmosphere.

Afforestation is another such example as it is a well-known fact that trees absorb carbon dioxide from the atmosphere during photosynthesis and hence can prove to be vital in the overall reduction of GHG in the atmosphere.

EVOLUTION OF CARBON CREDITS:

Carbon / GHG emissions reduction or avoidance, was recognised as a tradable commodity at the Kyoto Protocol (1997) of the United Nations Framework on Climate Change (UNFCCC). However, the Kyoto Protocol did not come into force until 2005 following a complex ratification process, in order to create a sustainable environment.

The industrialized nations as well as economies-in-transition pledged to set and achieve individual emission reduction targets. The Kyoto Protocol, with its various market-based mechanism, e.g. Emission Trading (ET), Joint Implementation (JI) and Clean Development Mechanisms (CDM), had laid out the modalities of multilateral ‘Carbon Market’.

During its 1st commitment period, between 2008 and 2012, the Annex 1 parties who made commitments under the agreement agreed to restrict or cut their absolute greenhouse gas emissions by 5.4% of the 1990’s level.

As a result, tools were developed to assist signatories in achieving this goal. Offset became the preferred strategy for reducing emissions. This also resulted in the development of additional tools, most notably the carbon tax and the Emission Trading System (ETS)/Cap & Trade system, which allowed countries to sell their excess emission units to nations with levels much above their targets.

The Kyoto Protocol was significant in raising public awareness of the need to reduce emissions. Since then, nearly every country in the world—both developed and developing—has been developing carbon emissions rules and guidelines for reducing GHG emissions. One of the most effective and extensively used solutions in use today by corporations worldwide is carbon credit.

The Clean Development Mechanism (CDM), which allowed a country with an emission reduction or limitation commitment to implement or fund a project in the developing world that can earn saleable certified emission reduction (CER) credits to meet Kyoto targets, was one of the Market Based Instruments (MBIs) for emission reduction laid out as part of the Kyoto Protocol in 1997.

The main greenhouse gases responsible for climate change were the focus of this programme, which globalized the idea of carbon trading.

The Kyoto Protocol’s Doha Amendment was approved for a second commitment period, beginning in 2013 and extending through 2020, on December 8, 2012, in Doha, Qatar.

Despite all that, the widespread implementation and action on Kyoto Protocol proved elusive due to the absence of the US, one of the biggest emitters, from that accord, as well as non-compliance by various developed economy due to lack of enforcement mechanism.

That progressively started to alter in 2015 when the Paris Agreement was ratified by 196 Parties at COP 21. The international agreement in Paris aimed at addressing climate change. Its main objective was to hold nations responsible for their actions (and inactions) in relation to lowering their carbon footprints.

In 2018, the Intergovernmental Panel on Climate Change (IPCC) – a United Nations body assigned to assess the science of anthropogenic climate change issued a special report on the impact of global warming of 1.5-degree Celsius temperature above the pre-industrial level. This was a wake-up call in many ways and highlighted the urgency of action against the existential crisis. Additionally, extreme weather phenomena (wildfires, heatwave, storms, cyclones, etc) became more common from the mid of the past decade, affecting the developed nations too, more drastically than ever, prompting a call for action, which largely boiled down to cutting GHG emissions.

IPCC also highlighted the immediate need to drastically reduce GHG emissions to ‘NetZero’ level, globally within 2050 to limit the global warming within 1.5 degree centigrade, with sufficient certainty.

The Paris Agreement said that every country must decide their own commitment to address the GHG emission mitigation irrespective of their historical footprints and economic development status. This was a huge change from Kyoto Protocol and signalled the climate emergency that the planet was facing.

This created substantial momentum of countries setting their national target through pledges of Nationally Determined Contributions (NDCs) and non-state entities like corporates/businesses/organizations and individuals also started to take their share in commitments by declaring carbon neutrality and NetZero targets to attract investors who wanted their money to go to someone with a higher ESG reputation and customers who wanted the product they consume to have some kind of green association.

The momentous shift, apparent effects of climate change, and the urgency to cut their carbon emissions, once again brought an acceleration to the carbon market. The Kyoto Protocol was the beginning and the foundation which gave birth to the carbon markets, while Paris Agreement took it further.

As far as India is concerned, the foundation was laid by the 2001 Energy Conservation Act. The latest Carbon Credit Trading Scheme (CCTS) 2023 from the Ministry of Power (MoP) proposes to establish a domestic market for tracking and trading carbon credits. The policy moves

India’s compliance and voluntary carbon markets in the correct direction.

CCTS aligns with the already functional energy efficiency cap & trade mechanism (Performance Achieved and Trade - PAT) and renewable energy procurement obligation (RPO) in India and various National ETS active around the world, but tailored to reflect its circumstances and economic structures.

TYPES OF CARBON MARKETS:

i. Compliance Market:

Carbon markets that are compliant with government and or sectoral legally enforceable regulations are those that are created as a result of a country’s or region’s legal or commitment-based compulsion to reduce emissions or bring them under a specified gap.

There are chiefly two types of compliance market instruments:

a) Cap-and-Trade or National/Regional Emission Trading System:

Governmental entities at the regional and national levels have set up sectoral and business entity level targets of limiting emission for major polluting businesses and industries. The maximum quantity of carbon that owners are allowed to emit is mandated by these allowances. They are then traded on a secondary market, where businesses looking to acquire and sell allowances can do so.

b) Baseline-and-Credit System:

Emissions are not capped in this kind of system, but polluters who cut their emissions more than they would otherwise be required to can earn credits that they can then trade to other people who are in need of them.

ii. Voluntary Market:

In order to partially or completely offset their own carbon emissions, companies purchase credits produced by emissions-reduction initiatives. Companies that operate in a way that prevent, minimise, or remove carbon emissions from the environment, for as by utilising renewable energy sources or planting trees, produce offset credits. For initiatives that reduce emissions, offset credits may also be given out.

The scale of the global market for voluntary carbon offsets is expanding dramatically. From 2021 to 2027, a CAGR of 11.7% is anticipated for growth. Several worldwide standards for carbon credits, including the Gold Standard, Verified Carbon Standards, Global Carbon Council, Puro Earth, etc., are currently available on the market although it largely remains unregulated.

CARBON PRICING:

A carbon credit can be valued in a variety of ways, including by using market dynamics, basing it on the cost of implementation, or on the value the project generates.

The project type, size, location, vintage, SDG criteria, and other influencing factors might also affect pricing.

i. Internal Pricing:

It is effective for businesses that establish internal carbon credit prices to direct their investment choices. Some carbon offset businesses have internal processes for calculating the values of carbon credits based on numerous variables.

ii. External Pricing:

However, external pricing is determined by supply and demand market forces and is influenced by a variety of factors, including current laws and international climate change agreements.

iii. Carbon Tax:

Setting a base price for actions to reduce greenhouse gas emissions is a carbon tax. Then, businesses that emit emissions can purchase credits at prices set per kilogramme of carbon dioxide released into the atmosphere. The prices charged are constant and fixed, making this option popular.

iv. Crediting Mechanisms:

In order to guarantee the availability of funding to offset the emissions, it includes first identifying the emissions from a group of activities and then giving the activities credits. The carbon market is where these credits are bought, sold, and traded.

GLOBAL CARBON CREDITS MARKET:

In 2022, the value of carbon credit trades on the international market was US\$978.56 billion. By 2028, the industry is anticipated to grow to \$2.68 trillion USD. throughout the predicted period of 2023-2028, at a CAGR of 18.23%.

Nature-based solution (NBS) and renewable energy (RE) projects made up the majority of the credit issuances in H1 2023, accounting for approximately two-thirds of the total issuances.

When compared to the same period in 2022, the issuance activity from household-level initiatives (such as cookstoves and clean water) significantly increased in H1 2023. The first half of 2023's observed issuance volumes for each project category are shown here, along with an estimate for the second half of the year based on historical patterns.

Pressure from regulators and stakeholders to reduce emissions is growing for multinational firms. The demand for carbon credits is being fuelled by both trends, creating two markets that have the potential to expand significantly over the next few decades. The degree of regulation, specifically the regulated compliance carbon market and the unregulated voluntary carbon market, now dominates how the total carbon market is defined.

From the year 2010 through 2022, India has issued 35.94 million Carbon Credits and also traded such Carbon Credits on international global markets.

The Compliance Carbon Market (CCM) is more developed than the VCM and historically has led to more effective mitigation measures and incentives to decarbonize the economy. The largest ETS is the European Union ETS.

The Paris Agreement's Article 6 also envisions a global market that enables voluntary cooperation on carbon reductions between two or more nations.

The first half of 2023 saw the same amount of carbon credit issuances (143 Mt) as the corresponding period of previous year, indicating market consolidation. The makeup of nature-based solutions activities has also changed, with issuances from avoided emissions activities declining in H1 2023 compared to the previous year.

From 628 Mt in July 2022 to 748 Mt now, non-retired carbon credit volumes climbed considerably over the first half of this year.

INDUSTRY OVERVIEW:

GLOBAL CARBON EMISSIONS:

Although the increase in emissions last year was much less than the extraordinary increase of over 6% in 2021, emissions still continue to grow at an unsustainable rate, necessitating stronger action to speed up the transition to clean energy and put the world on a path to achieving its energy and climate goals.

According to the research by International Energy Agency, global energy-related CO2 emissions increased in 2022 by 0.9%, or 321 million tonnes, hitting a record high of more than 36.8 billion tonnes. The increase in emissions was far slower than the 3.2% worldwide economic growth, resuming a trend that had been broken in 2021 by the quick and emissions-intensive economic recovery from the Covid crisis.

World CO2 emissions from energy increased by 0.9% or 321 Mt in 2022, setting a new record of more than 36.8 Gt.

When a decade-long pattern of decoupling emissions and economic growth was reversed by 2021's significant rise in emissions, CO2 growth in 2022 was well below the 3.2% global GDP growth. The reduction in CO2 intensity of energy usage was a little slower than normal during the previous ten years.

Natural gas emissions decreased by 1.6% or 118 Mt as a result of supply constraints that were made worse by Russia's invasion of Ukraine. Europe experienced the largest reductions in petrol emissions (-13.5%). Unprecedented decreases (-1.8%) were also observed in the Asia-Pacific area.

Of the 321 Mt CO2 rise, 60 Mt CO2 can be attributed to the need for cooling and heating during harsh weather, and another 55 Mt CO2 can be linked to the shutdown of nuclear power facilities.

The CO2 emissions from coal increased by 1.6% or 243 Mt during the global energy crisis, exceeding the average growth rate over the previous ten years and reaching a new

all-time high of over 15.5 Gt. When compared to coal, oil emissions increased by 2.5%, or 268 Mt, to reach 11.2 Gt.

The aviation industry accounted for around half of the growth as air travel rebounded from pandemic lows and approached 80% of 2019 levels. This growth was moderated by the fact that in 2022, over 10 million electric vehicles were sold, accounting for more than 14% of all new cars sold worldwide.

The sector with the largest rise in emissions in 2022 was electricity and heat generating, with a 1.8% or 261 Mt increase in emissions. In instance, coal-fired electricity and heat generation emissions increased globally by 224 Mt or 2.1%, with growing nations in Asia leading the way.

RENEWABLE ENERGY AND COAL REBOUND:

The global growth in emissions was lower than anticipated in a year that was characterised by energy price shocks, rising inflation, and interruptions to established fuel trade patterns, notwithstanding the move from gas to coal in many nations.

An additional 550 Mt of CO2 emissions were avoided thanks to increased use of clean energy technology like heat pumps, electric cars, and renewable energy sources. The reduction of industrial production, mainly in China and Europe, also prevented the creation of new pollutants.

The resurgence in coal power emissions was curbed by a considerable increase in renewable energy sources. In 2022, renewables will responsible to the tune of 90% of overall reduction of CO2 emissions from power sector. A new annual record was set by an increase in generation from wind and solar PV of almost 275 TWh each.

GLOBAL EMISSIONS TARGET:

According to the scenarios considered by the IPCC, in order to keep global warming to 1.5°C, greenhouse gas emissions must peak before 2025 at the latest and then be lowered by 43% by 2030. Methane emissions would also need to be cut by roughly a third during this time. Even if we manage to do this, it seems probable that we will eventually go beyond this temperature threshold, but by the end of the century, we might be back below it.

When carbon dioxide emissions are net zero, the planet's temperature will stabilise. This entails attaining net zero global carbon dioxide emissions by the early 2050s for 1.5°C, and by the early 2070s for 2°C.

This analysis demonstrates that in order to keep global warming to 2°C, greenhouse gas emissions must still reach their peak before 2025 at the latest and then be lowered by 25% by 2030.

The cumulative emissions would practically exhaust the remaining carbon budget for 1.5°C (50%), and deplete more than a third of the remaining carbon budget for 2°C (67%), if annual CO2 emissions between 2020 and 2030 maintained, on average, at the same level as in 2019.

Without further reduction, projected future CO2 emissions from the infrastructure currently supporting fossil fuel use already exceed the carbon budget that must be met to keep global warming to 1.5°C (by 50%). If past operating

trends are maintained and without further mitigation, projected cumulative future CO2 emissions during the lifespan of current and planned fossil fuel infrastructure will be almost equal to the remaining carbon budget for limiting warming to 2°C with an 83% chance.

DEMAND DRIVERS FOR CARBON MARKET:

Carbon offsets and their rising interchange across nations will become a more significant climate action option as countries cooperate more for the global battle against climate change and as regulations like Article 6 further encourage these collaborations. As a result, the price of carbon credits will rise in tandem with future increases in demand.

As legislators throughout the world establish ESG frameworks that will be binding on businesses, financial institutions, investors, employees, regulators, and the ecosystem as a whole, ESG will gain more significance in the coming years and help consolidate the industry.

The industry may receive the much-needed boost from a combination of the high market cap predictions of the domestic carbon market, the voluntary market, and the Article 6 markets.

In addition to increased demand from end-user industries like aviation, the carbon market will also consolidate and grow further as a result of improvements in its pre- and post-trade infrastructure. Businesses are becoming more aware of their social and environmental responsibilities, and demand for sustainable practices is growing.

In the future, a greater demand for carbon credits will also result in an improvement in the trade and post-trade infrastructure, which will jointly contribute to a higher adoption of carbon credits as an offset mechanism. As there is more demand for carbon credits, their pricing will become more competitive.

The aviation industry will have a strong demand for carbon credits as a result of CORSIA's mandatory adoption beginning in 2027. The expansion of the carbon market will be made possible by maritime activities, which are yet another great step in the right direction of restoring the environment.

CARBON MARKET IN INDIA

India has been an active participant in the initial phase of the International Carbon market, operating under the Kyoto Protocol. With a market share of approximately 21% of all projects registered globally under the Clean Development Mechanism (CDM), India has effectively utilized this platform, attracting over USD 10 billion in foreign direct investment (FDI), as reported by the Trade Promotion Council of India.

According to recent projections, the global carbon credit market has experienced a significant growth of 164% in 2021. It is predicted that by 2030, the market value of carbon credits will reach \$100 billion globally.

India is currently in the process of developing a regulated Cap and Trade emission trading market, which will restrict carbon allowances/credits to obligated businesses, following the practices of similar operational markets in

other parts of the world. However, India is also developing its offset markets for voluntary participation and has established requisite registry and MVR modalities in line with international standards. This will give more credibility to the market and generate trust.

The Indian Carbon Market (ICM) will allow interested entities to participate in the offset markets without any trade restrictions.

India is well-positioned to take advantage of the opportunities presented by the creation and trading of carbon credits and offsets as a new economic sector. With approximately 35.94 million carbon credits, equivalent to almost 17% of all voluntary carbon market credits granted globally, India is already one of the leading producers and exporters of carbon credits in the world.

With the idea still in its infancy on a global scale, the formation of a new and regulated carbon credits market also provides India with the chance to experiment with it. The opportunity to learn and contribute to the development and implementation of such carbon market globally, which could even be decentralised to meet the specific requirements of various economies, presents itself to Indian organisations working in knowledge creation and offering consultation services to international clients.

CURRENT MARKET SCENARIO:

Several countries, state government bodies getting involved in the carbon market and adopting the mechanisms for offsetting their footprints turning out to be a major trend in the market. Whether it is in Asia or Europe, governments are making efforts to leverage the market to meet their sustainability goals.

Europe has held a market leader position across the world when it comes to carbon credits in the year 2022 with more than 51% of the total market share in terms of value. Developed countries, especially in Europe like the UK and Germany have turned out to be the biggest buyers of carbon credits in the past year and this trend is expected to continue in the coming year as well.

India is another big emerging player on the playground.

Among all the sectors, energy sector is expected to be the flagbearer in the global carbon credit markets in the near foreseeable future.

Several net zero companies have committed to the Science-Based Targets Initiative (SBTi) targets, which mandate significant internal reductions by 2035 without relying on credits. These companies are moving rapidly to reduce emissions in their operations while also exploring ways to tackle Scope 3 emissions through targeted interventions such as insetting. Additionally, there is a growing focus on advanced technology initiatives, such as direct air capture (DAC), green hydrogen, and synthetic fuels.

The sustainability data reporting mechanisms are also evolving like the alignment of CDP and BRSR framework, which will make it easier for the companies to track their data and report them for the investors and customers to see.

The voluntary carbon market exhibits significant price variation, influenced by factors like project age, location, and technology. Major players like EKI have encountered diminishing value in offsets due to the Russia-Ukraine conflict and Europe's energy crisis, reducing budgets for Verified Carbon Market (VCM). Private agencies' post-project rating systems and media criticism have contributed to the devaluation, focusing on credit quality and greenwashing concerns. Alterations in carbon credit issuance guidelines have also played a role. This trend emerged around January 2022 and is projected to continue until 2024, reshaping the landscape of carbon trading and investment.

BUYER'S PERSPECTIVE:

The IPCC has stated that increasing Carbon Dioxide Removal (CDR) volumes—up to six metric gigatons of CO₂ annually—is unavoidable if net zero emissions are to be achieved. Additionally, many businesses have established science-based climate targets to achieve net-zero emissions, and the number of businesses implementing these corporate targets has increased fourfold since 2020, from about 1,000 in 2020 to over 4,000 in January 2023.

In such a situation, companies are bound to turn to CDR solutions to neutralize residual emissions after decarbonization efforts and achieve net-zero targets. CDR could aid in achieving additional climate goals in addition to net zero, like Microsoft's stated objective of becoming carbon negative.

It indicates towards a bright future of voluntary carbon markets. The number of companies intending to make net-zero commitments is only expected to grow and expected to be in short supply. The IPCC suggests a requirement of 500-1,200 megatons of CO₂ per year, which is 80 percent less than the CDR pipeline's current capacity (155 megatons of CO₂ per year).

Companies looking for decarbonization solutions and carbon offset solutions face some key qualms mostly regarding credibility and quality of carbon credits, type of projects generating them, emission scopes, and more.

Credibility is probably the most important concern of a buyer both from business as well as environmental perspective. Amid uncertainties, the first stage in proving an organization's contribution to preventing an increase in global temperatures above 1.5°C is to set a target for a credible climate claim.

Numerous organisations offer recommendations for enhancing the veracity of climate statements and establish guidelines for how carbon credits, and CDR solutions in particular, support such claims. The Climate Pledge, the Science Based Targets initiative (SBTi), and the Race to Zero Campaign all provide guidance on what it means to achieve net zero and the steps that organisations may take to get there. The Voluntary Carbon Markets Integrity Initiative (VCMI) and the Oxford

Principles for Net Zero Aligned Carbon Offsetting both offer advice on how to use CDR solutions as a reliable means of achieving climate goals.

Although there isn't a single, clear standard, it's important to note that there is a growing consensus in favour of the use of carbon offsets in net-zero claims to neutralise leftover emissions following large internal emission reductions.

Maintaining credibility requires a credible decarbonization claim that prioritises internal emission reductions by the buyers over offsetting.

Eight environmental integrity drivers that are important for both CDR credits and emission avoidance credits determine the quality of carbon credits, another matter of concern for the buyers.

Additionality and Impact: Additionality refers to whether the emission reduction project would not have occurred without the financial support from carbon credits. Buyers may inquire about the additionality of the credits to ensure they are supporting projects that genuinely contribute to emissions reductions and sustainable development.

Buyers may have preferences or priorities for specific project types, such as renewable energy, reforestation, energy efficiency, or community-based initiatives. They may seek out projects that align with their values, corporate goals, or sector-specific requirements.

Companies also consider the pricing of carbon credits and market dynamics. They may analyze current and future market trends, price volatility, and the availability of credits. Understanding these factors helps them make informed decisions about timing and budgeting for their carbon offset initiatives.

Some buyers adopt a portfolio approach to carbon offsetting, diversifying their investments across multiple projects or geographic regions. They may seek advice on portfolio management strategies to optimize their impact and reduce risks associated with any single project.

One of the most important choices might be about the social and co-benefits of the projects they are supporting. These can include job creation, community development, biodiversity conservation, or improvements in local livelihoods. Understanding the broader positive impacts of the projects can align with a company's sustainability and social responsibility goals.

Companies may be interested in the monitoring and reporting mechanisms in place for the projects they are considering. They may inquire about the frequency and transparency of project reporting, as well as the methodologies used to quantify emissions reductions.

The trends of buyer perspectives are expected to continue in the near future with more companies intending to make net-zero commitments and a short supply of offsets hitting the market. In particular, credibility and quality of the credits and compliance with the markets with more countries including India intending to foray into it, are expected to remain the primary qualms of the investors.

FUTURE OUTLOOK:

Carbon credits are here certainly to stay, and they are already and increasingly playing a part in roadmap to net-zero by 2050. Governments across the world are working on better regulations and streamlining of the market.

Volkswagen, Banco Sabadell, Ben & Jerry, Adani Green, and many others made big announcements last year about their involvement with carbon market.

It is challenging to predict the exact timing and extent of the increase in demand for carbon credits, as most companies have not yet disclosed their anticipated requirements for credits or the expected timing of their purchases.

Currently, the combined Scope 1-3 emissions of the 54 Global Fortune 500 companies that have committed to achieving net-zero emissions by 2050 or earlier amounts to approximately 2.5 gigatonnes of CO₂ equivalent per year, which represents roughly 7% of the global annual emissions in 2019.

To achieve their goals, these companies will need to reduce or offset a collective 2.5 gigatonnes of CO₂ equivalent annually by 2050 or earlier, depending on their target end date. Carbon credits will likely play a crucial role in enabling these companies to achieve neutrality sooner, buy time to invest in the necessary technologies and operational changes, and address residual emissions in their operations or value chains for which abatement solutions are not yet available. Achieving these objectives is a commendable and ambitious undertaking for these companies.

Specialist project developers in the regenerative agriculture sector are gaining corporate support as the measurement and monitoring of such projects become more advanced. Agriculture emissions must be addressed to help companies achieve net-zero targets and science-based goals. It is unclear whether companies will register insetting projects with voluntary carbon standards or adjust related emissions factors when calculating Scope 3 inventories.

Anticipating a positive resurgence in the years 2024-2025, the industry envisions revival through several key factors. Clear guidelines from VCMI and ICVCM for buyer ratings and credit quality, respectively, along with COP28's directives for Article 6 of the Paris Agreement, are expected to drive rejuvenation. Stability in policies across nations hosting projects, both for Compliance and Voluntary Carbon Markets, will play a vital role. This revival could lead to a significant expansion of the industry, potentially restoring it to a multi-billion-dollar valuation ranging from 10 to 250 billion USD. This positive trajectory aims to counter the industry's recent contraction from 2 billion USD in 2021 to 0.5 billion USD in 2023.

Carbon removal will play a crucial role in balancing global emissions by the mid-century. Both natural carbon

sinks (e.g., forests, prairies, mangroves, tidal marshes) and technology-based removal (e.g., direct air capture, carbon capture, utilization, and storage [CCUS]) are expected to have an increasingly significant impact on current and future voluntary market activity.

Over the past few months, several publications have given different predictions about the total worth of carbon market in the coming years. All the reports, including Bloomberg, Barclays, Morgan Stanley, Berenberg, Credit Sussie, McKinsey & Company, BCG, Bain & Company, among others have given a positive outlook for the future of the voluntary carbon market.

CONCLUSION:

The global energy-related CO2 emissions increased by 0.9% or 321 million tonnes in 2022, hitting a new record high of over 36.8 billion tonnes. However, the increase in emissions was slower than the 3.2% global economic growth, resuming a trend that had been broken in 2021 by the quick and emissions-intensive economic recovery from the Covid crisis. Coal-fired electricity and heat generation emissions increased globally by 224 million tonnes or 2.1%, with growing nations in Asia leading the way, while natural gas emissions decreased by 1.6% or 118 million tonnes.

The sector with the largest rise in emissions was electricity and heat generating, with a 1.8% or 261 million tonnes increase in emissions. An additional 550 million tonnes of CO2 emissions were avoided thanks to increased use of clean energy technology like heat pumps, electric cars, and renewable energy sources. According to the IPCC, in order to keep global warming to 1.5°C, greenhouse gas emissions must peak before 2025 at the latest and then be lowered by 43% by 2030, and for 2°C, emissions must be

lowered by 25% by 2030.

Carbon offsets and their rising interchange across nations will become a more significant climate action option as countries cooperate more for the global battle against climate change.

The carbon credit market is expected to grow at a CAGR of 18.23% from 2023-2028, driven by increasing pressure from regulators and stakeholders to reduce emissions. India has been a major player in the market, while the regulated compliance carbon market is more developed than the unregulated voluntary carbon market. The Paris Agreement's Article 6 envisions a global market for voluntary cooperation on carbon reductions.

In conclusion, the carbon market is becoming increasingly important in the global effort to achieve net-zero emissions by 2050. Governments, companies, and investors are all recognizing the importance of carbon credits and the role they can play in helping to reduce emissions and meet sustainability goals. Europe has been a market leader in carbon credits, with the energy sector expected to be the flagbearer in the near future.

The evolution of sustainability data reporting mechanisms, such as the alignment of the CDP and BRSR framework, will make it easier for companies to track their data and report to investors and customers.

However, achieving net-zero emissions by 2050 will require significant investment in technology and operational changes, as well as the use of carbon credits to offset residual emissions. Carbon removal technologies such as direct air capture and carbon capture and storage will also play a crucial role in balancing global emissions by mid-century.

BOARD OF DIRECTORS



Mr. Manish Kumar Dabkara
(Chairman & MD)



Mr. Naveen Sharma
(Whole Time Director)



Ms. Sonali Sheikh
(Whole Time Director)



Ms. Astha Pareek
(Woman Independent, Non-Executive Director)



Mr. Ritesh Gupta
(Independent, Non-Executive Director)



Mr. Burhanuddin Ali Husain Maksiwala
(Independent, Non-Executive Director)



Committees:

- Audit Committee
- Nomination and Remuneration Committee
- Corporate Social Responsibility Committee
- Stakeholders' Relationship Committee
- Chairperson

Director's Report

Dear Members,

Your directors are pleased to present the 12th Annual Report on business and operations of your Company along

with the audited financial statements for the year ended March 31, 2023.

FINANCIAL HIGHLIGHTS

(₹ In Lakh)

Particular	Standalone		Consolidated	
	2022-23	2021-22	2022-23	2021-22
Income				
Revenue from Operation	1,25,840.65	1,80,011.77	1,28,644.65	1,80,142.40
Other Income	1,266.25	130.34	1,287.24	130.63
Total Revenue	1,27,106.90	1,80,142.11	1,29,931.89	1,80,131.43
Profit before finance cost, depreciation & amortization, and tax.	16,535.6	51,726.22	17,523.87	51,696.70
Less: Finance Cost	545.86	59.53	566.03	60.34
Less: Depreciation and amortization expenses	275.46	90.75	397.62	96.27
Profit before tax	15,714.28	51,575.94	16,560.22	51,540.09
Less: Tax Expenses				
Current Tax	3,714.36	13,247.19	4,561.45	13,247.19
Deferred Tax (Assets/Liability)	32.99	(13.71)	34.14	(13.65)
Profit for the year	11,966.94	38,342.46	11,964.63	38,306.55
Other Comprehensive Income	(9.42)	(15.08)	(9.42)	(15.08)
Total Comprehensive Income	11,957.52	38,327.38	11,955.21	38,291.47
Earning per equity share				
Basic	43.46	139.42	43.46	139.29
Diluted	43.27	139.10	43.24	138.97

COMPANY PERFORMANCE

Standalone

- Value of sales and services was Rs. 1,25,840.65
- Export for the year was Rs. 1,19,158.00/-
- EBITDA for the year was Rs. 16,535.6
- Net Profit for the year was at Rs. 11,966.94

Consolidated

- Value of sales and services was Rs. 1,28,644.65
- Export for the year was Rs. 1,19,158.00
- EBITDA for the year was Rs. 17,523.87
- Net Profit for the year was at Rs. 11,964.63

SHARE CAPITAL

The authorised share capital of the Company is Rs. 30,00,00,000 comprising of 3,00,00,000 Equity Shares of Rs. 10 each. The issued, subscribed and paid-up share capital of the Company stood at Rs. 27,51,14,130 as at

March 31, 2023 comprising of 2,75,11,413 Equity Shares of Rs. 10 each fully paid-up.

During the year, pursuant to issuance of bonus shares the authorized share capital of the Company increased from Rs. 8,00,00,000 to Rs. 30,00,00,000.

RESERVE

During the year under review, no fund has been transfer to reserve of the Company.

STATE OF COMPANY'S AFFAIRS

The carbon credit market has shown significant growth, valued at \$978.56 billion in 2022 and projected to reach \$2.68 trillion by 2028 with a CAGR of 18.23%. Global pressure to reduce emissions has driven demand for carbon credits. Despite a 0.9% increase in energy-related CO2 emissions in 2022, the trend of decoupling emissions from economic growth has resumed. Industries seek sustainability, contributing to the growth of carbon markets. India is a leading player, developing both

regulated and voluntary carbon markets. Buyers prioritize credibility, quality, and impact of carbon credits, aiming for net-zero commitments and sustainable practices.

In 2022, EKI made a commitment to sustainability with a goal to mobilize 1 billion carbon credits by 2027. We pledged to achieve net-zero by 2030, supporting India's net-zero target for 2070. As a carbon market leader, we actively engage with businesses globally, emphasizing climate education and encouraging climate action. Our mission is to align with global climate goals, fostering a sense of responsibility for the environment and society.

Our collaborative efforts with First Source Energy India reaffirmed our commitment to effective climate action. Partnering with DNV enhances credibility in the voluntary carbon market, aligning with India's Energy Conservation Bill 2022. An MOU with Inclusive Energy furthers digital carbon MRV for energy projects. As a market leader, we offer comprehensive carbon solutions and advisory services. Our unique collaboration with WOCE Solutions integrates technology for user-friendly carbon footprint management. These initiatives establish a dynamic platform for advancing sustainability and climate mitigation.

This financial year was an eventful year marked by post-Covid recovery across the industry. However, there was also an impact of the Russia-Ukraine conflict due to which the growth as envisaged did not materialize. Despite geopolitical situations and policy-based turbulence, the industry showed some resilience and saw a pent up demand.

BUSINESS OPERATIONS/PERFORMANCE OF THE COMPANY AND ITS MAJOR SUBSIDIARIES:

Our subsidiaries have played a pivotal role in our overall growth and success throughout the year.

GHG REDUCTION TECHNOLOGIES:

This year, EKI's subsidiary, GHG Reduction Technologies demonstrated outstanding financial results, achieving a substantial of revenue compared to holding company (excluding transaction with holding company). Their strategic expansion contributed significantly to this success.

AMRUT NATURE SOLUTIONS PVT LTD:

It continued its trajectory of innovation garnering significant market attention. This innovation translated into a growth in market share. Their dedication to research and development has positioned them as a leader in our industry. Our joint venture with Shell Overseas Investments promotes biodiversity conservation and restoration through practices like sustainable farming and forestation, aiming to reduce emissions. It offers consultancy to develop NBS projects, generating carbon credits for global carbon markets.

CLIMACOOOL PROJECTS & EDUTECH LIMITED:

A joint venture business will introduce the first-ever Climate EdTech and Climate Finance Marketplace in India in collaboration with First Source Energy India Pvt. Ltd. and its promoter.

The performances of our subsidiaries have been instrumental in driving our organization's success. Their achievements reflect our collective commitment to excellence, innovation, sustainability, and stakeholder satisfaction. As we move forward, we are confident that the continued collaboration and growth of our subsidiaries will further strengthen our position in the market. We extend our heartfelt appreciation to all our subsidiary teams for their hard work and dedication.

CONSOLIDATED FINANCIAL STATEMENT

The Consolidated Financial Statements of the Company and its subsidiary companies prepared in accordance with the Companies Act, 2013 ("the Act") and applicable Accounting Standards along with all relevant documents and the Auditors' Report forms a part of this Annual Report.

SUBSIDIARIES, JOINT VENTURES AND ASSOCIATE COMPANIES

Our company has expanded its operations and reinforced its presence in various sectors through the establishment of several new subsidiaries and joint ventures. We are delighted to share the details of these recent additions:

- EKI One Community Projects Private Limited was incorporated as Wholly Owned Subsidiary w.e.f. October 12, 2022.
- EKI Two Community Projects Private Limited was incorporated as Wholly Owned Subsidiary w.e.f. October 18, 2022.
- EKI Power Trading Private Limited (Formally Known as EKI Three Community Projects Private Limited) was incorporated as Wholly Owned Subsidiary w.e.f. October 20, 2022.
- Galaxy Certification Services Private Limited (Formally known as EKI Four Community Projects Private Limited) was incorporated as Wholly Owned Subsidiary w.e.f. October 21, 2022.
- EnKing International PTE. LTD., Singapore, an overseas Wholly Owned Subsidiary was incorporated w.e.f., June 14, 2022.
- EnKing International Foundation, a Section 8 company was incorporated as Wholly Owned Subsidiary w.e.f. June 19, 2022.
- ClimaCool Projects & Edutech Limited became an Associate Company w.e.f., November 28, 2022 and the Company holds 49.94% of the paid-up equity share capital.
- EnKing Community Projects PTE LTD., Singapore, an overseas Wholly Owned Subsidiary was incorporated w.e.f., April 18, 2023.
- EKI Community Development Foundation, was incorporated as Wholly Owned Subsidiary w.e.f. June 02, 2023.

These strategic moves underscore our commitment to expanding our footprint across various industries and regions. Each of these new entities brings its unique expertise and capabilities, enhancing our ability to provide superior service to our customers and drive sustainable

growth.

Apart from this, there were no changes in the direct subsidiaries, associates and joint venture companies of your Company. Detailed list of subsidiaries, associate and joint ventures are annexure as **Annexure A** to this report.

In accordance with the provisions of Section 129(3) of the Act, read with the Companies (Accounts) Rules, 2014, a report on the performance and financial position of each of the subsidiaries, associates and joint venture companies is provided, prescribed in the Form AOC-1, in **Annexure B** to this Report.

In accordance with the provisions of Section 136 of the Act, the annual report, annual financial statement and the related documents of the subsidiaries are placed on the website of the Company. Shareholders may download the annual financial statements and detailed information of the subsidiary companies from the Company's website at: <https://enkingint.org/investor-relations/>

Pursuant to regulation 24 of SEBI (Listing Obligations and Disclosure Requirements) Regulations, 2015 ('Listing Regulations'), M/s GHG Reduction Technologies Private Limited, identified as the material unlisted subsidiary of the Company.

MATERIAL CHANGES AND COMMITMENTS AFFECTING THE FINANCIAL POSITION OF THE COMPANY, BETWEEN THE END OF THE FINANCIAL YEAR AND THE DATE OF THE REPORT

Change in Statutory Auditor

During the period, the Company made significant changes to its statutory audit function. In its board meeting on July 13, 2023, the board of the Company grant approval to take action under section 140(1) of the Act.

Following the board's decision, the Company submitted an application in e-form ADT 2 to the Hon'ble Regional Director on July 14, 2023, seeking approval for the under above mentioned section. The application is currently under review, and the Company is awaiting official confirmation.

The Company, recognizing its responsibility to shareholders, introduced the proposition to disengage WCC during the 1st Extraordinary General Meeting held on August 14, 2023. This proposal received resounding affirmation, garnering support from 99.82% of the shareholders, thus affirming their endorsement of this strategic shift, subject to receipt of approval from the Hon'ble Regional Director as mentioned above.

APPOINTMENT OF JOINT STATUTORY AUDITOR

As part of the Company's commitment to maintaining high standards of financial reporting, a significant development took place during the year under review. The board of directors, in its meeting held on August 11, 2023, proposed the appointment of M/s Dassani & Associates, Chartered Accountant (FRN: 009096C), as the Joint Statutory Auditor of the Company.

The proposal for the appointment of M/s Dassani & Associates was presented to the shareholders in the 2nd Extraordinary General Meeting held on September 06, 2023. The resolution received overwhelming support from 100% of the shareholders, confirming their confidence in the new audit partner.

DIVIDEND

In view of the planned business growth, Board of directors deem it proper to preserve the resources of the Company for its activities and therefore, Board of directors does not recommend any dividend for the financial year ended March 31, 2023.

DEPOSITS

During the year under review, your Company has not accepted any deposits from public, in accordance with the Provisions of Section 73 and 74 of the Act & rules made thereunder.

CORPORATE GOVERNANCE:

Your Company believes that sound practices of good Corporate Governance, Transparency, Accountability, and Responsibility are the fundamental guiding principles for all decisions, transactions, and policy matters of the Company. A Report on Corporate Governance, along with a certificate from the Statutory Auditors of the Company regarding the compliances of conditions of Corporate Governance as stipulated under the Listing Regulations, forms part of this Annual Report.

MANAGEMENT DISCUSSION AND ANALYSIS REPORT:

Management Discussion and Analysis Report for the year under review, as stipulated under the Listing Regulations, is presented in a separate section, forming part of the Annual Report.

CORPORATE SOCIAL RESPONSIBILITY

The Company's Corporate Social Responsibility (CSR) objective is to actively contribute to society's well-being and support the nation's development through its various initiatives.

To execute its CSR initiatives, the Company established EnKing International Foundation ("Foundation") as its dedicated CSR arm. The Foundation focuses on livelihood, education, empowerment of girl child through education, and healthcare for the backward sections of the society.

For the year, the Company had an obligation to allocate Rs. 364.45 Lakhs, equivalent to 2% of the average net profits over the preceding three financial years, for CSR activities. The Company successfully utilized Rs. 365.00 Lakhs towards these initiatives.

As per Section 135 of the Act and rules made thereunder the Company has formed a CSR Committee of the Board and implemented a CSR Policy in compliance with the relevant provisions. This Committee oversees and monitors the Company's various CSR initiatives and activities. The CSR Policy may be accessed on the Company's website at the link <https://enkingint.org/wp-content/uploads/2023/05/5.-Corporate-Social-Responsibility-CSR-Policy.pdf>

The policy includes the following key aspects:

- CSR Philosophy
- Composition of CSR Committee
- Roles and responsibilities of the CSR Committee
- Implementation of CSR Projects, Programs, and Activities

- Allocation of Budget
- Monitoring and Review Mechanism
- Management Commitment

As of March 31, 2023, the CSR Committee of the Company consists of three (3) Members: Mr. Ritesh Gupta (Chairman), Mr. Burhanuddin Ali Hussain Maksiwala (Member), and Mr. Manish Kumar Dabkara (Member).

The Annual Report on CSR, as per Rule 8 of the Companies (Corporate Social Responsibility Policy) Rules, 2014, is annexed herewith and marked as **Annexure C** to this Report in the prescribed format.

PARTICULAR OF EMPLOYEES

Information on Employees as required under Section 197 of the Act read with Rule 5(1) of the Companies (Appointment and Remuneration of Managerial Personnel) Rules, 2014 is given in **Annexure D** to this Report.

In terms of the provisions of Section 197(12) of the Act read with Rules 5(2) and 5(3) of the Companies (Appointment and Remuneration of Managerial Personnel) Rules, 2014, a statement showing the names of the top ten employees in terms of remuneration drawn and other particulars of the employees drawing remuneration in excess of the limits set out in the said rules which form part of the Director's Report, will be made available to any shareholder on request, as per provisions of Section 136(1) of the Act.

DETAILS OF SIGNIFICANT AND MATERIAL ORDERS

No significant or material orders have been passed by the regulators or courts or tribunals impacting the going concern status of the Company and the Company's operations in future.

PREVENTION, PROHIBITION AND REDRESSAL OF SEXUAL HARASSMENT OF EMPLOYEE AT THE WORKPLACE

The Company upholds a strong commitment to preventing sexual harassment and fostering a positive work environment for all its employees. In accordance with the Sexual Harassment of Women at Workplace (Prevention, Prohibition, and Redressal) Act of 2013, the Company has implemented a comprehensive Prevention of Sexual Harassment Policy.

The primary objective of this policy is to create a secure and inclusive workplace where employees can thrive and contribute their best without any hindrance or fear. To ensure the effective implementation of this policy, the Company has established an Internal Complaints Committee (ICC) as mandated by the Act.

It is encouraging to note that no complaints were reported during the reviewed period under the provisions of the Sexual Harassment of Women at Workplace (Prevention, Prohibition, and Redressal) Act of 2013. This signifies the Company's dedication to maintaining a respectful and harassment-free work environment.

PARTICULARS OF LOANS, GUARANTEES, INVESTMENTS AND SECURITIES

Pursuant to Section 186 of the Act read with the Companies (Meetings of the Board and its Powers) Rules, 2014, disclosures relating to loans, advances and investments

as on March 31, 2023, are given in the Note No. 35 to the Financial Statements. There are no guarantees issued or securities provided by your Company in terms of Section 186 of the Act read with the Rules issued thereunder.

PARTICULAR OF CONTRACTS OR ARRANGEMENTS WITH RELATED PARTIES

During the year under review:

- all contracts / arrangements / transactions entered by the Company with related parties were in its ordinary course of business and on an arm's length basis;
- contracts / arrangements / transactions which were material, were entered into with related parties in accordance with the Policy of the Company on Materiality of Related Party Transactions and on dealing with Related Party Transactions. The Company had not entered into any contract / arrangement / transaction with related parties which is required to be reported in Form No. AOC-2 in terms of Section 134(3) (h) read with Section 188 of the Act and Rule 8(2) of the Companies (Accounts) Rules, 2014.

The Policy on Materiality of Related Party Transactions and on dealing with Related Party Transactions as approved by the Board is available on the Company's website and can be accessed at <https://enkingint.org/wp-content/uploads/2023/04/Policy-Related-Party-Transaction.pdf>

There were no materially significant related party transactions which could have potential conflict with the interests of the Company at large.

The related party transactions have been set out in Note No. 35 to the financial statement.

CONSERVATION OF ENERGY, TECHNOLOGY ABSORPTION AND FOREIGN EXCHANGE EARNING AND OUTGO

Conservation of Energy and Technology absorption

As the Company focused on climate change, sustainability, and carbon offsetting, our operations prioritize energy efficiency and conservation. We recognize the significance of adopting measures to achieve optimal energy utilization.

Considering the nature of our activities, as stated under Section 134(3)(m) of the Act, in conjunction with Rule 8(3) of the Companies (Accounts) Rules, 2014, the concept of technology absorption and conservation does not apply to our Company. Our primary focus lies in mitigating climate change and promoting sustainable practices rather than technology absorption.

Foreign exchange earnings and outgo

During the year under review, the Company achieved earnings of Rs. 138039.31/- in foreign currency, with corresponding expenditure of Rs. 76522.23/- in foreign currency throughout the year.

RISK MANAGEMENT

Earlier the Risk Management Policy was not applicable to the Company as per the Listing Regulations. During the year, following to the approval of migration of the Company from BSE SME Platform to BSE Main Board, it became mandatory for the Top 1000 Listed entities to constitute the Risk Management Committee with majority

of the members of Committee to be amongst the directors and senior executives of the Company with at least one independent director and chairperson to be a member of Board.

Accordingly, the Board of Directors in their meeting held on May 17, 2022, constituted a Risk Management Committee, comprising, Mr. Naveen Sharma (Chairman), Mr. Burhanuddin Ali Husain Maksi Wala (Member) and Mr. Manish Kumar Dabkara (Member).

The Risk Management Committee is responsible to frame, implement and monitor the risk management plan for the Company. The Committee is responsible for development and implementation of a Risk management Policy for the Company including identification therein elements of risk, if any, which in the opinion of the Board may threaten the existence of the Company and is responsible for reviewing the risk management plan and its effectiveness.

EMPLOYEE STOCK OPTION SCHEME (ESOS)

The Nomination and Remuneration Committee of the Board of Directors, inter alia, administers and monitors the Employees Stock Option Scheme, 2021 of the Company "the ESOS". The ESOS is in compliance with the Securities and Exchange Board of India (Share Based Employee Benefits and Sweat Equity) Regulations, 2021.

During the year under review, 15,413 Stock Options under the ESOS were exercised after vesting and allotted.

Voting rights on the shares issued to employees under the ESOS are either exercised by them directly or through their appointed proxy.

UNCLAIMED DIVIDEND AND TRANSFER TO INVESTOR EDUCATION AND PROTECTION FUND

Pursuant to the provisions of Section 124(5) of the Act, read with the rules framed thereunder, the dividend lying in the Unpaid Dividend Account which remains unpaid or unclaimed for a period of seven consecutive years along with underlying shares are transferred by the Company to Investor Education and Protection Fund (IEPF). During the year, the Company has credited Rs.200 to IEPF pursuant to the provisions of the Act.

During the year, unclaimed dividend amounting to Rs. 33,408 lying in the unclaimed dividend account of the Company for which the Company has taken various initiatives to reduce the quantum of unclaimed dividend. Furthermore, the last date to claim unclaimed / unpaid dividends before transfer to IEPF, for the financial year 2020-21 and 2021-22 is September 07, 2028 and May 03, 2029 respectively.

The Company has uploaded on its website, the details of unpaid and unclaimed amounts lying with the Company as on March 31, 2023.

The procedure for claiming underlying shares and unpaid / unclaimed dividend from IEPF Authority is covered in the Investor Section available on the website of the Company.

Further, in accordance with the IEPF Rules, the Board of Directors have appointed Mr. Manish Kumar Dabkara as Nodal Officer of the Company for the purposes of verification of claims of shareholders pertaining to shares

transferred to IEPF and / or refund of dividend from IEPF Authority and for coordination with IEPF Authority. The details of the Nodal Officer are available on the website of the Company.

DETAILS OF DIRECTORS AND KEY MANAGERIAL PERSONNEL APPOINTED/RESIGNED DURING THE FINANCIAL YEAR

DIRECTORS

The Composition of Board of Directors is in conformity with the applicable provisions of the Act and Listing Regulations.

During the year under review, Ms. Astha Pareek, who was appointed as an Additional Non-Executive Independent Director w.e.f. July 1, 2022 for a period of 1 year, was regularised by the members in the AGM held on September 29, 2022.

Additionally, Ms. Astha Pareek has been re-appointed for the period of 5 years, by members of the Company in 01st Extra-Ordinary General Meeting duly held on August 14, 2023 w.e.f., July 1, 2023.

Further, Ms. Priyanka Dabkara, Non-Executive, Non-Independent Director of the Company resigned from the board of the Company w.e.f., November 11, 2022, due to personal commitments.

In accordance with the provisions of Section 152 of the Act and the Articles of Association of the Company, Ms. Sonali Sheikh (DIN: 08219665), Executive Non- Independent Director who is liable to retire by rotation at the ensuing Annual General Meeting and being eligible, offers herself for re-appointment. The said Director is not disqualified from being re- appointed as a Director of a Company as per the disclosure received from her pursuant to Section 164(2) of the Act. Your directors recommend their approval.

A brief profile of Ms. Sonali Sheikh is provided in the Notice of the ensuing Annual General Meeting of the Company.

Pursuant to the provisions of the Act , the Directors of the Company as on date are Mr. Manish Kumar Dabkara - Chairman and Managing Director, Mr. Naveen Sharma - Whole Time Director, Ms. Sonali Sheikh - Whole Time Director, Ms. Astha Pareek - Non-Executive Independent Director, Mr. Ritesh Gupta - Non-Executive Independent Director, and Mr. Burhanuddin Ali Husain Maksi Wala - Non-Executive Independent Director.

All the Independent Directors on the Board have given a declaration of their independence to the Company as required under Section 149(6) of the Act and Regulation 16(1)(b) of the Listing Regulations. In the opinion of the Board, all the Independent Directors possess the integrity, expertise and experience including the proficiency required to be Independent Directors of the Company, meets the criteria of independence as specified in the Act and the Listing Regulations and are independent of the management and have also complied with the Code for Independent Directors as prescribed in Schedule IV of the Act.

The Independent Directors of the Company have confirmed that they have registered themselves with the Indian

Institute of Corporate Affairs, Manesar for the inclusion of their name in the data bank of independent directors, pursuant to the provision of Rule 6 (1) of Companies (Appointment and Qualification of Directors) Rules, 2014.

The Board is of the opinion that the Independent Directors of the Company hold highest standards of integrity and possess requisite expertise and experience required to fulfill their duties as Independent Directors.

KEY MANAGERIAL PERSONNEL

Pursuant to the provisions of section 203 of the Act, the key managerial personnel of the Company as on date are Mr. Manish Kumar Dabkara - Chairman and Managing Director, Mr. Naveen Sharma and Ms. Sonali Sheikh - Whole Time Director, Mr. Mohit Kumar Agarwal - Chief Financial Officer and Ms. Itisha Sahu - Company Secretary and Compliance Officer.

PERFORMANCE EVALUATION OF THE BOARD

In accordance with legal requirements and the guidelines outlined in the Listing Regulations, the Board of Directors has conducted a comprehensive yearly assessment of its performance, the performance of its Committees, Independent Directors, Non-Executive Directors, the Executive Director, and the Chairman of the Board.

The Nomination and Remuneration Committee ('NRC'), a part of the Board, has established a clear process for conducting formal annual evaluations of the Board's performance, its Committees, and Individual Directors. This process involves distributing separate evaluation forms for the Board and its Committees, as well as for Independent Directors, Non-Executive Directors, the Executive Director, and the Chairman of the Company.

The evaluation process was carried out by Independent Directors in a dedicated meeting. During this meeting, the performance of Non-Independent Directors, the overall Board, and its committees were appraised. Additionally, the Independent Directors evaluated the performance of the Chairman of the Company, taking into consideration feedback from the Executive Director and Non-Executive Directors. The outcome of this evaluation by Independent Directors were shared with the NRC and subsequently presented to the entire Board.

Subsequently, the Board convened to discuss the performance of the Board as a whole, its Committees, and Individual Directors. During this discussion, the Board expressed its contentment with the effective functioning of both the Board and its Committees. The Directors' contributions in their respective roles were acknowledged as satisfactory, signifying their active involvement and commitment.

The Company has also adopted a policy for remunerating directors, key managerial personnel, and other employees. This policy includes criteria for determining the qualifications, positive attributes, and independence of directors. The complete details of this policy are provided in this report and attached as **Annexure E**.

MEETING OF THE BOARD

The Board of Directors met 14(fourteen) times during the

financial year ended March 31, 2023 in accordance with the provisions of the Act and rules made thereunder. The Details of the meetings held are provided in the Report of the Directors on Corporate Governance, which forms part of this report.

STATUTORY COMMITTEES OF THE BOARD

Your Company has duly constituted the Committees required under the Act read with applicable Rules made thereunder and Listing Regulations.

Audit Committee

The Audit Committee of Directors was constituted pursuant to the provisions of Section 177 of the Act and Regulation 18 of Listing Regulations, comprises of Mr. Ritesh Gupta (Chairman), Mr. Burhanuddin Ali Husain Maksi Wala and Mr. Manish Kumar Dabkara as its members. Majority of the members including Chairman of Audit Committee are Independent Directors.

All the recommendations made by the Audit Committee were accepted by the Board of Directors.

The Audit Committee met Seven (7) times during the financial year ended March 31, 2023. The Details of the meetings held are provided in the Report of the Directors on Corporate Governance, which forms part of this report.

Nomination and Remuneration Committee

The Nomination and Remuneration Committee of Directors was constituted pursuant to the provisions of Section 178 of the Act and Regulation 19 of the Listing Regulations, comprises of Mr. Burhanuddin Ali Husain Maksi Wala (Chairman), Mr. Ritesh Gupta and Ms. Astha Pareek as its members. All the members of NRC are independent directors.

All the recommendations made by the Nomination and Remuneration Committee were accepted by the Board of Directors.

The Nomination and Remuneration Committee met Nine (9) times during the financial year ended March 31, 2023. The Details of the meetings held are provided in the Report of the Directors on Corporate Governance, which forms part of this report.

Stakeholders Relationship Committee

The Stakeholders Relationship Committee of Directors was constituted pursuant to the provisions of Section 178 of the Act and Regulation 20 of Listing Regulations, comprises of Mr. Burhanuddin Ali Husain Maksi Wala (Chairman),

Mr. Ritesh Gupta and Mr. Naveen Sharma as its members. Majority of the members including Chairman of SRC are Independent Directors.

All the recommendations made by the Stakeholders Relationship Committee were accepted by the Board of Directors.

The Stakeholders Relationship Committee met four (4) times during the financial year ended March 31, 2023. The Details of the meetings held are provided in the Report of the Directors on Corporate Governance, which forms part of this report.

Corporate Social Responsibility Committee

As per the provisions of Section 135 of the Act read with Companies (Corporate Social Responsibility Policy) Rules, 2014, the Board of Directors has constituted a Corporate Social Responsibility (CSR) Committee comprises of Mr. Ritesh Gupta (Chairman), Mr. Manish Kumar Dabkara and Mr. Naveen Sharma as members.

All the recommendations made by the Corporate Social Responsibility (CSR) Committee were accepted by the Board of Directors.

The Corporate Social Responsibility (CSR) Committee met three (3) times during the financial year ended March 31, 2023. The Details of the meetings held are provided in the Report of the Directors on Corporate Governance, which forms part of this report.

Risk Management Committee

As per the Regulation 21 of the Listing Regulations, the Board of Directors has constituted a Risk Management Committee comprises of Mr. Naveen Sharma (Chairman), Mr. Manish Kumar Dabkara and Mr. Burhanuddin Ali Husain Maksi Wala as members.

All the recommendations made by the Risk Management Committee were accepted by the Board of Directors.

The Risk Management Committee met three (3) times during the financial year ended March 31, 2023. The Details of the meetings held are provided in the Report of the Directors on Corporate Governance, which forms part of this report.

AUDITORS

Statutory Auditor

During the year under review, M/s D.N. Jhamb and Co., Practicing Chartered Accountants, was appointed in 10th Annual General Meeting of the Company to conduct Statutory Audit till the conclusion of 14th Annual General Meeting of the Company. However, the respective firm has resigned with effect from November 10, 2022 from the aforementioned position due to pre-occupancy.

Pursuant to the provisions of Section 139(8), 141 and 142 of the Act and the Companies (Audit and Auditors) Rules, 2014, M/s Walker Chandiook & Co. LLP, Chartered Accountants (Firm Registration No.001076N/N500013), were appointed as Statutory Auditors of the Company at the Extra Ordinary General Meeting held on December 07, 2022 to fill the casual vacancy caused by the resignation of the existing Statutory Auditor i.e., M/s D.N. Jhamb and Co. to undertake the Statutory Audit of the Company for the financial year 2022-23, who shall hold the office till the conclusion of the 12th Annual General Meeting of the Company.

The Company in its board meeting held on July 13, 2023, on the recommendation of the audit Committee, decided to remove M/s Walker Chandiook & Co. LLP, Chartered Accountant ("WCC"), the Statutory Auditors of the Company.

Following the board's decision, the Company submitted an application in e-form ADT 2 to the Hon'ble Regional

Director on July 14, 2023, seeking approval for the removal of the previous statutory auditor. The application is currently under review, and the Company is awaiting official confirmation.

The Company recognizing its responsibility to shareholders, introduced the proposition to disengage WCC during the 1st Extraordinary General Meeting held on August 14, 2023. This proposal received resounding affirmation, garnering support from 99.82 % of the shareholders, thus affirming their endorsement of this strategic shift, subject to receipt of approval from Hon'ble Regional Director as mentioned above.

During the year, the board of directors, in its meeting held on August 11, 2023, proposed the appointment of M/s Dassani & Associates, Chartered Accountant (FRN: 009096C), as the Joint Statutory Auditor of the Company till the conclusion of ensuing 12th Annual General Meeting.

The proposal for the appointment of M/s Dassani & Associates was presented to the shareholders in the 2nd Extraordinary General Meeting held on September 06, 2023. The resolution received overwhelming support from 100 % of the shareholders, confirming their confidence in the new audit partner.

The Auditor's Report issued by M/s Dassani & Associates contain qualified opinion on letter issued by M/s Walker Chandiook & Co. LLP, Chartered Accountant, Joint Statutory Auditors of the Company under Section 143(12) of the Companies Act, 2013.

Based on the recommendation of the Audit Committee, the Board has recommended the appointment of M/s Dassani & Associates, Chartered Accountants, as Statutory Auditors of the Company, for a second term of five (5) consecutive years from the conclusion of 12th AGM till the conclusion of 17th AGM of the Company, subject to the approval of the Members in the ensuing AGM.

They have confirmed their eligibility and qualification required under the Act for holding the office, as Statutory Auditors of the Company.

Secretarial Auditor

During the year under review, the Board of the Company in its meeting held on August 31, 2022 has appointed M/s. Vinod Kothari & Company, Practicing Company Secretaries as Secretarial Auditor of the Company for the financial year 2022-23.

Subsequently, M/s. Vinod Kothari & Company, Practicing Company Secretaries, had undertaken certain consulting assignments with the Company, which may potentially conflict with the attestation service to be provided by them as the Secretarial Auditor of the Company.

To avoid any such conflict, M/s. Vinod Kothari & Company, Practicing Company Secretaries has tendered their resignation as Secretarial Auditors for FY 2022-23 to the Company with effect from August 10, 2023.

The Board of Director in its meeting held on August 11, 2023 appointed M/s Ruchi Joshi & Co., Practicing Company Secretary as Secretarial Auditor of the Company for the financial year 2022-23.

The Secretarial Audit Report, issued by M/s Ruchi Joshi & Co., Practicing Company Secretary, in Form MR-3 for the financial year 2022-23 does not contain any qualification, reservation, disclaimer or adverse remark forms part of the Director's Report as **Annexure F**.

The Secretarial Compliance Report issued by M/s. Vinod Kothari & Company, Practicing Company Secretaries for the financial year ended March 31, 2023, in relation to compliance of all applicable SEBI Regulations/ circulars/ guidelines issued thereunder, pursuant to the requirement of Regulation 24A of the Listing Regulations, is available on the website of the Company at https://enkingint.org/wp-content/uploads/2023/06/Secretarial-Compliance-Report_FY-2021-23.pdf

Pursuant to the provisions of Section 204 of the Act and Rules made thereunder, M/s Ruchi Joshi & Co., Company Secretaries, appointed as Secretarial Auditors to conduct the Secretarial Audit of the Company for FY 2023-24.

Internal Auditor

Pursuant to the provisions of Section 138 of the Act, read with the Companies (Accounts) Rules, 2014, the Internal Audit of the Company for the FY 2022-23 was carried out by M/s Protiviti India Member Private Limited. During the audit, the internal auditor noted certain observations regarding internal controls and identified areas where control measures could be strengthened. It's noteworthy that there were no significant qualifications, reservations, disclaimers, or adverse remarks raised in the audit report and the company is progressive towards strengthening the internal controls.

Pursuant to the provisions of Section 138 of the Act and Rules made thereunder, on completion of tenure of M/s Protiviti India Member Private Limited, the Company has appointed M/s. Mahesh C Solanki & Co., (FRN No: 006228C), Chartered Accountants, as Internal Auditor of the Company for financial year 2023-24.

Cost Auditor

The provisions of section 148 of the Act, read with Rule 14 of the Companies (Audit & Auditors) Rules, 2014 relating to the cost audit are not applicable to the Company during the period under review.

Reporting under Section 143(12) by Statutory Auditor.

During the year under review, on July 10, 2023 M/s Walker Chandiook & Co. LLP ("WCC"), Chartered Accountants had issued notice under section 143(12) of the Act to the audit committee of the Company.

The Audit Committee and the company's Board have responded to the WCC with a factual report, asserting that they have implemented appropriate procedures and conducted independent assessments of the issues outlined in the letter dated July 10, 2023.

Their examination yielded two key findings: (i) no violation of existing laws and regulations and (ii) no adverse financial impact on the company's past or current financial statements.

VIGIL MECHANISM/ WHISTLE - BLOWER POLICY

In accordance with Section 177(9) of the Act, and Rule 7 of the Companies (Meetings of Board and its Powers) Rules, 2014, it is mandatory for a listed company and certain prescribed classes of companies to establish a Vigil Mechanism. This mechanism ensures adequate protection to employees and directors who raise concerns about violations of legal or regulatory requirements, misrepresentation of financial statements, and other related matters.

Our company has developed a Vigil Mechanism known as the Whistle Blower Policy, which is designed to uphold the highest standards of ethical, moral, and legal conduct in our business operations. Throughout the year, there were no instances where individuals were denied access to the Audit Committee.

The details of the Vigil Mechanism can be found in the Corporate Governance Report, included in this Annual Report. Additionally, the Whistle-Blower Policy is available on our company's website at <https://enkingint.org/wp-content/uploads/2023/05/Whistle-Blower-Policy.pdf>

BUSINESS RESPONSIBILITY AND SUSTAINABILITY REPORT

As per Regulation 34(2)(f) of the Listing Regulations, a separate section on Business Responsibility and Sustainability Report, describing the initiatives taken by your Company from environmental, social and governance perspective, forms an integral part of this Annual Report.

DIRECTORS' RESPONSIBILITY STATEMENT

In terms of provisions of Section 134(3) (c) read with Section 134(5) of the Act, in relation to the audited financial statements of the Company for the year ended March 31, 2023, the Board of Directors hereby confirms that:

- In the preparation of the annual accounts for the year ended March 31, 2023 the applicable accounting standards read with requirements set out under schedule III to the act have been followed and there are no material departures from the same;
- The Directors have selected such accounting policies and applied them consistently and made judgments and estimates that are reasonable and prudent so as to give a true and fair view of the state of affairs of the Company as at March 31, 2023 and of the profit of the Company for the year ended on that date;
- The Directors have taken proper and sufficient care for the maintenance of adequate accounting records in accordance with the provisions of Act for safeguarding the assets of the Company and for preventing and detecting fraud and other irregularities;
- The Directors have prepared the annual accounts on a going concern basis;
- The Directors have laid down internal financial controls to be followed by the Company and that such internal financial controls are adequate and were operating effectively; and

The Directors have devised proper systems to ensure compliance with the provisions of all applicable laws and that such systems were adequate and operating effectively.

INTERNAL FINANCIAL CONTROL

The Company has implemented a strong and integrated system of internal controls to ensure the reliability of financial reporting, the smooth and efficient operation of business activities, compliance with policies and procedures, safeguarding of assets, and the economical and efficient utilization of resources. To ensure the effectiveness and sufficiency of these control systems, appropriate review and monitoring mechanisms are established.

The Company adheres to accounting policies that align with the Indian Accounting Standards specified under Section 133 of the Act, in accordance with the Companies (Indian Accounting Standard) Rules, 2015.

The evaluation of internal controls and assurance of their adequacy and effectiveness are conducted through the Internal Audit, which is carried out by external auditing firms. The Internal Audit Reports are actively reviewed by the Audit Committee, and any necessary remedial measures are taken. The Board of Directors also periodically reviews the Internal Audit Reports. Notably, there were no significant weaknesses identified in the design or operation of the controls during the year.

The Standalone and Consolidated Financial Statements of the Company undergo quarterly reviews by its Statutory Auditors.

ANNUAL RETURN

Pursuant to the provisions of Section 92(3) and Section 134(3)(a) of the Act, the Annual Return of the Company as on March 31, 2023 is placed on the website of the company at the following web -address: <https://enkingint.org/wp-content/uploads/2023/10/ANNUAL-RETURN-FY-2023.pdf>

COMPLIANCE WITH SECRETARIAL STANDARDS

As per Listing Regulations, the Corporate Governance Report with the Auditors' Certificate thereon, and the Management Discussion and Analysis Report are attached, which forms part of this report.

The Company has devised proper systems to ensure compliance with the provisions of all applicable Secretarial Standards issued by the Institute of Company Secretaries of India and that such systems are adequate and operating effectively.

During the year, your Company is in compliance with the Secretarial Standards specified by the Institute of Company Secretaries of India.

HUMAN RESOURCES

The foundation of your Company's success lies in its human resources, which opens up countless possibilities for its business. Our dedicated workforce drives efficient operations, fuels market development, and expands our

range of services. By prioritizing continuous learning and development, and implementing effective talent management practices, we ensure that the Organization's talent needs are met. The exceptional employee engagement score demonstrates the strong commitment and pride our employees feel as valued members of the Company.

The Group's Corporate Human Resources plays a critical role in your Company's talent management process.

OTHER DISCLOSURE

Other disclosures as per provisions of Section 134 of the Act read with Companies (Accounts) Rules, 2014 are furnished as under:

1. No orders have been passed by any Regulator or Court or Tribunal which can have impact on the going concern status and the Company's operations in future.
2. The Company has not issued any sweat equity shares during the year under review and hence no information as per provisions of Section 54(1)(d) of the Act read with Rule 8(13) of the Companies (Share Capital and Debenture) Rules, 2014 is furnished.
3. During the year under review, there were no applications made or proceedings pending in the name of the Company under the Insolvency Bankruptcy Code, 2016.
4. During the year under review, there has been no one time settlement of Loans taken from Banks and Financial Institutions.
5. There was no failure to implement any Corporate Action.

ACKNOWLEDGEMENTS AND APPRECIATION

The directors place on records their gratitude for the support of various regulatory authorities including Securities and Exchange Board of India (SEBI), the Bombay Stock Exchange (BSE), Ministry of Corporate Affairs (MCA), Registrar of Companies (ROC), National Securities Depository Limited (NSDL) and Central Depository Services (India) Limited (CDSL).

Your Directors express their deep sense of gratitude to the banks, financial institutions, stakeholders, business associates, Central and State Governments for their co-operation and support and look forward to their continued support in future.

Your directors very warmly thank for the hard work and dedication of all the employees and support services of the Company and the co-operation of all its subsidiary and associate companies. We applaud them for their superior levels of competence, dedication and commitment to your Company.

For and on behalf of Board of Directors

Mr. Manish Kumar Dabkara
Chairman and Managing Director
DIN: 03496566

Mr. Naveen Sharma
Whole Time Director
DIN: 07351558

Place: **Indore**
Date: **23.09.2023**

ANNEXURE - A

DETAILED LIST OF SUBSIDIARIES, ASSOCIATES AND JOINT VENTURES

S. No.	Name of the Subsidiaries/ Associates/ Joint Ventures	Corporate Identification Number (CIN)/ GLN	Date of Incorporation	Holding / Subsidiary/ Associate	% Stake of the Company (EKIESL)
1.	Amrut Nature Solutions Private Limited Plot 48 Scheme 78, Part-II, Vijay Nagar Indore MP 452010 IN	U74999MP2022PTC059991	March 21, 2022	Subsidiary	51.00
2.	GHG Reduction Technologies Private Limited Flat 101, Plot 48 Scheme 78, Part-II, Vijay Nagar NA Indore MP 452010 IN	U31909MP2022PTC059070	January 6, 2022	Subsidiary	59.28
3.	Glofix Advisory Services Private Limited F 101, 48 Scheme No. 78 Part II Indore MN 452001 In	U74999MP2016PTC041863	November 21, 2016	Subsidiary	51.00
4.	ClimaCool Projects EduTech Limited Plot No 48, Scheme No. 78 Part-II, Vijay Nagar NA Indore MP 452010 IN	U80904MP2022PLC063562	November 28, 2022	Associate	49.94
5.	EnKing International Foundation Flat No. 101, Plot No. 48, Scheme No. 78 Part-II, Indore MP 452010 IN	U85300MP2022NPL061330	June 15, 2022	Subsidiary	100.00
6.	EKI One Community Projects Private Limited Plot No.48, Scheme No.78 Vijay Nagar Indore MP 452010 IN	U74999MP2022PTC063039	October 12, 2022	Subsidiary	100.00
7.	EKI Two Community Projects Private Limited Plot No.48, Scheme No.78 Vijay Nagar Indore MP452010 IN	U74999MP2022PTC063123	October 18, 2022	Subsidiary	100.00
8.	EKI Power Trading Private Limited (Formerly Known as EKI Three Community Projects Private Limited) Plot- 48, Scheme No. 78, Part-II, Vijay Nagar, Indore MP 452010 IN	U35109MP2022PTC063157	October 20, 2022	Subsidiary	100.00
9.	Galaxy Certification Services Private Limited (Formerly Known as EKI Four Community Projects Private Limited) Plot No. 48, Scheme No.78 Part-II, Vijay Nagar Na Indore MP 452010 IN	U74110MP2022PTC063189	October 21, 2022	Subsidiary	100.00



S. No.	Name of the Subsidiaries/ Associates/ Joint Ventures	Corporate Identification Number (CIN)/ GLN	Date of Incorporation	Holding / Subsidiary/ Associate	% Stake of the Company (EKIESL)
10.	EKI Community Development Foundation Plot 48, Scheme 78 Part-II Vijay Nagar Indore MP 452010 IN	U85499MP2023NPL066108	June 02, 2023	Subsidiary	100.00
11.	EnKing International FZCO Dubai Silicon Oasis ("IFZA Dubai")	DSO- FZCO - 10981	December 12, 2021	Subsidiary	100.00
12.	Enking International PTE LTD, Singapore 3 Shenton Way, #09-07Shenton House, Singapore 068805	UEN: 202220507C	June 14, 2022	Subsidiary	100.00
13.	Enking Community Projects PTE LTD. 143 Cecil Street, #03-01, Gb Building, Singapore (069542)	UEN - 202314747M	April 18, 2023	Subsidiary	100.00

Annexure - B

FORM NO. AOC - I

Statement containing salient features of the financial statement of subsidiaries/associate companies/joint ventures
(Pursuant to first proviso to sub-section (3) of Section 129 read with rule 5 of Companies (Accounts) Rules, 2014

PART "A": SUBSIDIARIES

(As on/for the period/year ended March 31, 2023)

S. No.	Name of the Subsidiary Company	Reporting period for the subsidiary concerned, if different from the holding company's reporting period	Reporting currency and Exchange rate as on the last date of the relevant financial year in the case of foreign subsidiaries.	Share Capital	Re-serves & surplus	Total assets	Total Liabilities	Investments	Turn-over	Profit/ (Los) before Taxation	Provi-sion for Taxation	Profit after taxation	Pro-posed Dividend	% of Share-holding
1.	GHG Reduction Technologies Private Limited	-	INR	125.00	4,059.71	5708.72	1,524.01	-	18,143.74	4,926.79	849.48	4,077.31	-	59.88
2.	Glofix Advisory Services Private Limited	-	INR	10.00	84.69	165.18	70.49	64.60	3.50	0.30	0.80	(0.50)	-	51
3.	Amrut Nature Solutions Private Limited	-	INR	400.50	(176.63)	248.76	24.89	-	23.60	(178.67)	(2.03)	(176.63)	-	51
4.	Enking International FZCO	-	AED (reported in equivalent INR)	20.62	-5.01	0	-15.61	0	0	-5.01	0	-5.01	0	100.00
5.	Enking International Foundation	-	INR	1.00	3.65	4.76	0.11	-	365.00	3.65	-	3.65	-	100
6.	EKI One Community Projects Pvt. Ltd	-	INR	1.00	3.65	4.76	0.11	-	365.00	3.65	-	3.65	-	100

7.	EKI Two Community Projects Pvt. Ltd	-	INR	1.00	3.65	4.76	0.11	-	365.00	3.65	-	3.65	-	100
8.	EKI Power Trading Private Limited (Formerly Known as EKI Three Community Projects Pvt. Ltd)	-	INR	1.00	3.65	4.76	0.11	-	365.00	3.65	-	3.65	-	100
9.	Galaxy Certification Services Private Limited (Formerly Known as EKI Four Community Projects Pvt. Ltd)	-	INR	1.00	3.65	4.76	0.11	-	365.00	3.65	-	3.65	-	100
10.	Enking International PTE LTD	-	SGD (reported in equivalent INR)	1,809.00	9.55	1,856.28	37.73	-	-	9.56	-	9.56	-	100

Notes: The following information shall be furnished at the end of the statement:

- Names of subsidiaries which are yet to commence operations: Not Applicable
- Names of subsidiaries which have been liquidated or sold during the year: Not Applicable

PART "B": ASSOCIATES AND JOINT VENTURES

Statement pursuant to Section 129 (3) of the Companies Act, 2013 related to Associate Companies and Joint Ventures (As on / for the period / year ended March 31, 2023 :

Name of Associates/Joint Ventures
Latest audited Balance Sheet Date
Shares of Associate/Joint Ventures held by Corporation and its subsidiaries of the year end
Number
Amount of investment in Associates/Joint Venture
Extend of Holding %
Description of how there is significant influence
Reason why associate/Joint venture is not consolidated
Networth attributable to Shareholding as per latest audited Balance Sheet
Profit / Loss for the year
Considered in Consolidation
Not Considered in Consolidation

1. Names of associates or joint ventures which are yet to commence operations: Nil

2. Names of associates or joint ventures which have been liquidated or sold during the year. NA

Note: This Form is to be certified in the same manner in which the Balance Sheet is to be certified.

ANNEXURE – C

THE ANNUAL REPORT ON CORPORATE SOCIAL RESPONSIBILITY (CSR) ACTIVITIES

[Pursuant to Section 135 of the Companies Act, 2013 and Companies (Corporate Social Responsibility Policy) Rules, 2014] associate companies. We applaud them for their superior levels of competence, dedication and commitment to your Company.

1. Brief outline of the Company's CSR Policy, including overview of projects or programmes proposed to be undertaken:

In accordance with the provisions of the Companies Act, 2013 and rules made there under, the Company had framed its CSR Policy to carry out its CSR activities in accordance with schedule VII of the Act. The CSR policy can be assessed on the Company's website at <https://enkingint.org/wp-content/uploads/2023/05/5.->

2. The Composition of the CSR Committee:

S. No.	Name of Director	Designation/ Nature of Directorship	Number of meetings of CSR Committee held during the year	Number of meetings of CSR Committee attended during the year
1.	Mr. Ritesh Gupta	Chairman - Non-executive -Independent Director	3	3
2.	Mr. Manish Kumar Dabkara	Member - Chairman and Managing Director	3	3
3.	Mr. Naveen Sharma	Member - Non-Executive Director	1	1
4.	Ms. Priyanka Dabkara*	Non-Executive Non-Independent Director	3	3

* Ms. Priyanka Dabkara resigned w.e.f November 11, 2022

3. Provide the web-link where Composition of CSR committee, CSR Policy and CSR projects approved by the board are disclosed on the website of the company:

a. Composition of CSR Committee:

<https://enkingint.org/wp-content/uploads/2022/06/Composition-of-Committee.pdf>

b. CSR Policy:

<https://enkingint.org/wp-content/uploads/2022/02/Corporate-Social-Responsibility-CSR-Policy.pdf>

c. CSR Projects approved by the board:

S. No.	Financial Year	Amount available for set-off from preceding financial years (in Rs)	Amount required to be set-off for the financial year, if any (in Rs)
1.	NIL		

6. Average net profit of the company as per Section 135(5): Rs. 1,82,22,67,198/-

7. (a) Two percent of average net profit of the company as per section 135(5): Rs. 3,64,45,344/-

(b) Surplus arising out of CSR Projects or programmes or activities of the previous financial years: Nil

Corporate-Social-Responsibility-CSR-Policy.pdf

The Company believes in conducting its business responsibly, fairly and in a most transparent manner. It continuously seeks ways to bring about an overall positive impact on the society and environment where it operates and as a part of its social objectives.

The main objective of the CSR Policy of the Company is to lay down guidelines to make CSR a key business process for sustainable development of the society and the environment in which it operates.

During the year, the Company as part of its CSR activities provided a grant towards promoting rural development, health & sanitation, environment, education, skill management, and water management. The CSR Committee is the governing body that articulates the scope of CSR activities and ensures compliance with the CSR Policy including overview of the projects undertaken.

<https://enkingint.org/wp-content/uploads/2022/08/Annual-Action-Plan.pdf>

4. Provide the details of Impact assessment of CSR projects carried out in pursuance of sub-rule (3) of rule 8 of the Companies (Corporate Social Responsibility Policy) Rules, 2014, if applicable (attach the report): Not Applicable

5. Details of the amount available for set off in pursuance of sub-rule (3) of rule 7 of the Companies (Corporate Social Responsibility Policy) Rules, 2014 and amount required for set off for the financial year, if any

(c) Amount required to be set off for the financial year, if any: Nil

(d) Total CSR Obligation for the financial year (7a+7b-7c): Rs. 3,64,45,344/-

8. (a) CSR amount spent or unspent for the financial year: Nil

Total Amount Spent for the Financial Year (in Rs.)	Amount Unspent (in Rs.)				
	Total Amount transferred to Unspent CSR Account as per section 135(6)		Amount transferred to any fund specified under Schedule VII as per second proviso to section 135(5)		
	Amount	Date of transfer	Name of the Fund	Amount	Date of transfer
36,500,000	-	-	-	-	-

(b) Details of CSR amount spent against ongoing projects for the financial year:

(1)	(2)	(3)	(4)	(5)		(6)	(7)	(8)	(9)	(10)	(11)	
Sl. No.	Name of the Project	Item from the list of activities in Schedule VII to the Act	Local area (Yes/No)	Location of the project		Project duration	Amount allocated for the project (in Rs.)	Amount spent in the current financial Year (in Rs.)	Amount transferred to Unspent CSR Account for the project as per Section 135(6) (in Rs.)	Mode of Implementation - Direct (Yes/No)	Mode of Implementation - Through Implementing agency	
				State.	Dis trict.						Name.	CSR Regis tration number
NA	NA	NA	NA	NA	NA	NA	NA	NA	NA	NA	NA	NA

(c) Details of CSR amount spent against other than ongoing projects for the financial year:

(1)	(2)	(3)	(4)	(5)		(6)	(7)	(8)	
Sl. No.	Name of the Project	Item from the list of activities in schedule VII to the Act	Local area (Yes/No)	Location of the project.		Amount spent for the project (in Rs.)	Mode of implementation - Direct (Yes/No)	Mode of implementation Through implementing agency	
				State	District			Name	CSR registration number
1.	Improved Cookstove Project	Rural Development/ Health & Sanitation/ Environment	Yes	Madhya Pradesh, Gujrat		2,94,11,640	No	EnKing International Foundation	CSR00043807
2.	Health Check-up of Traffic Police Officer posted in the city of Indore	Promoting health care	Yes	Madhya Pradesh		2,00,000	No	EnKing International Foundation	CSR00043807
3.	Village Development	Education/ Heath & Sanitation/ Skill Development/ Water Management/ Environment protection etc:	Yes	Madhya Pradesh		65,00,000	No	EnKing International Foundation	CSR00043807
	Total					3,61,11,640			

(d) Amount spent in Administrative Overheads: Rs. 3,88,360/- (f) Total amount spent for the Financial Year (8b+8c+8d+8e): Rs. 3,65,00,000/-

(e) Amount spent on Impact Assessment, if applicable: Nil (g) Excess amount for set off, if any

Sl. No.	Particular	Amount (in Rs.)
(i)	Two percent of average net profit of the company as per section 135(5)	3,64,45,344/-
(ii)	Total amount spent for the Financial Year	3,65,00,000/-
(iii)	Excess amount spent for the financial year [(ii)-(i)]	54,656/-
(iv)	Surplus arising out of the CSR projects or programmes or activities of the previous financial years, if any	-
(v)	Amount available for set off in succeeding financial years [(iii)-(iv)]	-

9. (a) Details of Unspent CSR amount for the preceding three financial years:

Sl. No.	Preceding Financial Year.	Amount transferred to Unspent CSR Account under section 135 (6) (in Rs.)	Amount spent in the reporting Financial Year (in Rs.).	Amount transferred to any fund specified under Schedule VII as per section 135(6), if any.			Amount remaining to be spent in succeeding financial years. (in Rs.)
				Name of the Fund	Amount (in Rs.)	Date of transfer.	
NA	NA	NA	NA	NA	NA	NA	NA

(b) Details of CSR amount spent in the financial year for ongoing projects of the preceding financial year(s):

(1)	(2)	(3)	(4)	(5)	(6)	(7)	(8)	(9)
S. No.	Project ID.	Name of the Project.	Financial Year in which the project was commenced.	Project duration.	Total amount allocated for the project (in Rs.).	Amount spent on the project in the reporting Financial Year (in Rs.).	Cumulative amount spent at the end of reporting Financial Year. (in Rs.)	Status of the project - Completed /Ongoing.
NA	NA	NA	NA	NA	NA	NA	NA	NA

10. In case of creation or acquisition of capital asset, furnish the details relating to the asset so created or acquired through CSR spent in the financial year: NA

- (a) Date of creation or acquisition of the capital asset(s): NA
- (b) Amount of CSR spent for creation or acquisition of capital asset: NA
- (c) Details of the entity or public authority or beneficiary

under whose name such capital asset is registered, their address etc: NA

(d) Provide details of the capital asset(s) created or acquired (including complete address and location of the capital asset): NA

11. Specify the reason(s), if the company has failed to spend two per cent of the average net profit as per section 135(5): NA

For and on behalf of the Board of Directors

Place: **Indore**
Date: **23.09.2023**

Mr. Ritesh Gupta
Chairman - CSR Committee
DIN: 00223343

Mr. Manish Dabkara
Chairman and Managing Director
DIN: 03496566

**ANNEXURE-D
DISCLOSURE ON MANAGERIAL REMUNERATION**

1. Information required under Section 197 of the Companies Act, 2013 read with Rule 5(1) of the

Companies (Appointment and Remuneration of Managerial Personnel) Rules, 2014:

The Ratio of the remuneration of each Director to the median remuneration of the employees of the Company for the financial year 2022-23.

Name	Designation	Ratio of remuneration to the median employees' remuneration
Mr. Manish Kumar Dabkara	Chairman and Managing Director	82.29:1
Mr. Naveen Sharma	Whole Time Director	57:1
Ms. Sonali Sheikh	Whole Time Director	4.5:1

*Remuneration excludes provision for gratuity.

2. Percentage increase in remuneration of each Director and Key Managerial Personnel in the financial year 2022-23:

Name	Designation	Increase in Remuneration (%)
Mr. Manish Kumar Dabkara	Chairman and Managing Director	NIL
Mr. Naveen Sharma	Whole Time Director	33.00
Ms. Sonali Sheikh	Whole Time Director	110.00
Mr. Mohit Kumar Agarwal	Chief Financial Officer	22.22
Ms. Itisha Sahu	Company Secretary & Compliance Officer	103.50

3. The percentage increase/ decrease in the median remuneration of employees in the financial year 2022-23 is: -6.67%.

4. The number of permanent employees on the rolls of Company: There were 232 permanent employees on the rolls of Company as on March 31, 2023.

5. Average percentile increase already made in the salaries of employees other than the managerial personnel in the last financial year and its comparison with the percentile increase in the managerial remuneration:

Average percentile increase in the salaries of employee other than the Managerial personnel in the

Financial Year 2022-23 was 13.53 % and the increase in the salary of the Managerial personnel was 6.06%. There is no direct relationship between the average increase in remuneration and Company performance. The Company takes various things like inflation, market trend and other related issue at the time of increase in remuneration of the employee. The Individual Performance is also one of the major criteria in increase of remuneration.

6. Affirmation that the remuneration is as per the Remuneration Policy of the Company: It is hereby affirmed that the remuneration is as per the Remuneration Policy of the Company.

For and on behalf of the Board of Directors

Mr. Manish Kumar Dabkara
Chairman and Managing Director
DIN: 03496566

Mr. Naveen Sharma
Whole Time Director
DIN: 07351558

Place: **Indore**
Date: **23.09.2023**

ANNEXURE-E

NOMINATION AND REMUNERATION POLICY

INTRODUCTION

The Nomination and Remuneration Policy adopted by the Board of Directors based on the recommendation of the Nomination and Remuneration Committee in compliance of Section 178 of the Companies Act, 2013, read along with applicable rules thereto as amended from time to time.

In pursuance of the Company's policy to consider human resources as its invaluable assets, to pay equitable remuneration to all directors, Key Managerial Personnel ("KMP") and employees of the company, to harmonize the aspirations of human resources consistent with the goals of the Company and in terms of the provisions of the Companies Act, 2013('Act') and the Securities and Exchange Board of India(Listing Obligations and Disclosure Requirements) Regulations,2015 ('Listing Regulations'), this Policy on nomination and remuneration of Directors, KMP and Senior Management has been formulated by Nomination and Remuneration Committee and approved by the Board of Directors ('Board') of the Company at its meeting held on June 16, 2021.

APPLICABILITY

This policy is applicable to:

- Directors (Executive, non-Executive and Independent)
- Key Managerial Personnel (KMP)
- Senior Management Personnel
- Other employees as may be decided by the Committees ("NRC")

OBJECTIVE

The Committee and this Policy shall be in compliance with Section 178 of the Act and applicable provisions of LODR amended from time to time. The objective of this Policy is to lay down a framework in relation to remuneration of Directors, KMP, Senior Management personnel and other employees. The key objectives of the Committee would be:

- To lay down criteria for identifying persons who are qualified to become Directors and who may be appointed in Key Managerial and Senior Management positions and to recommend to the Board their appointment and removal.
- To lay down criteria to carry out evaluation of every Director's /KMP/Senior Management Personnel and other employees performance.
- Formulation of criteria determining qualification, positive attributes and independence of a Director.
- To recommend to the Board a policy, relating to remuneration of directors, key managerial personnel and other employees. While recommending such policy the Nomination and Remuneration Committee shall ensure:
 - The level and composition of remuneration is reasonable and sufficient to attract, retain and motivate Directors of the quality required to run the Company successfully.

Relationship of remuneration to performance is clear and meets appropriate performance benchmarks.

- Remuneration of Directors, Key Managerial Personnel and Senior Management involves a balance between fixed and incentive pay reflecting short and long term performance objectives appropriate to the working of the Company and its goals.

- To formulate a Board Diversity Policy.
- To retain, motivate and promote talent and to ensure long term sustainability of talented managerial persons and create competitive advantage.
- To develop a succession plan for the Board and to regularly review the plan.
- To recommend to the Board, all remuneration, in whatever form, payable to senior management and KMPs.

BRIEF OVERVIEW UNDER COMPANIES ACT 2013

{Section 178 & Companies [Meetings of Board and its Powers] Rules 2014}

- Constitution of the Nomination and Remuneration Committee consisting of three or more non- executive directors out of which not less than one-half shall be independent directors .
- The Nomination and Remuneration Committee shall identify persons who are qualified to become directors and who may be appointed in senior management in accordance with the criteria laid down, recommend to the Board their appointment and removal and shall carry out evaluation of every director's performance.
- The Nomination and Remuneration Committee shall formulate the criteria for determining qualifications, positive attributes and independence of a director and recommend to the Board a policy, relating to the remuneration for the directors, key managerial personnel and senior management personnel i.e. employees at one level below the Board including functional heads.
- The Nomination and Remuneration Committee shall, while formulating the policy ensure that:—
 - the level and composition of remuneration is reasonable and sufficient to attract, retain and motivate directors of the quality required to run the company successfully;
 - relationship of remuneration to performance is clear and meets appropriate performance benchmarks; and
 - remuneration to directors, key managerial personnel and senior management involves a balance between fixed and incentive pay reflecting short and long-term performance objectives appropriate to the working of the company and its goals.
- Such policy shall be disclosed in the Board's report.

TERMS OF REFERENCE OF NOMINATION AND REMUNERATION COMMITTEE

- Identify persons who are qualified to become directors and who may be appointed in senior management in accordance with the criteria laid down, and recommend to the Board their appointment and removal.
- Formulate the criteria for determining qualifications, positive attributes and independence of a director and recommend to the Board a policy, relating to the remuneration for the directors, key managerial personnel and other employees.
- Removal should be strictly in terms of the applicable law/s and in compliance of principles of natural justice.
- Formulation of criteria for evaluation of Independent Directors and the Board.
- Devising a policy on the Board diversity.
- Recommend to the Board, remuneration including salary, perquisite and commission to be paid to the Company's Executive Directors on an annual basis or as may be permissible by laws applicable.
- Recommend to the Board, the Sitting Fees payable for attending the meetings of the Board/Committee thereof, and, any other benefits such as Commission, if any, payable to the Non- Executive Directors.
- Setting the overall Remuneration Policy and other terms of employment of Directors, wherever required.
- Whether to extend or continue the term of appointment of the independent director, on the basis of the report of performance evaluation of the independent directors.
- Recommend to the board, all remuneration, in whatever form, payable to senior management.

CRITERIA FOR DETERMINING THE FOLLOWING

Qualifications for appointment of Directors (including Independent Directors)

- Persons of eminence, standing and knowledge with significant achievements in business, professions and/or public service.
- Their financial or business literacy/skills.
- Their industrial experience.
- Appropriate other qualification/experience to meet the objectives of the Company.
- As per the applicable provisions of Companies Act 2013, Rules made there under.

The Nomination and Remuneration Committee shall have discretion to consider and fix any other criteria or norms for selection of the most suitable candidate/s.

Positive attributes of Directors (including Independent Directors)

- Directors are to demonstrate integrity, credibility, trustworthiness, ability to handle conflict constructively, and the willingness to address issues proactively.

- Actively update their knowledge and skills with the latest developments in the industry, market conditions and applicable legal provisions.
- Willingness to devote sufficient time and attention to the Company's business and discharge their responsibilities.
- To assist in bringing independent judgment to bear on the Board's deliberations especially on issues of strategy, performance, risk management, resources, key appointments and standards of conduct.
- Ability to develop a good working relationship with other Board members and contribute to the Board's working relationship with the senior management of the Company.
- To act within their authority, assist in protecting the legitimate interests of the Company, its shareholders and employees.
- Independent Directors to meet the requirements of the Companies Act, 2013 read with the Rules made there under and SEBI (Listing Obligations and Disclosure Requirements) Regulations, 2015 as amended from time to time.

Criteria for appointment of KMP/Senior Management

- To possess the required qualifications, experience, skills & expertise to effectively discharge their duties and responsibilities.
- To practice and encourage professionalism and transparent working environment.
- To build teams and carry the team members along for achieving the goals/objectives and corporate mission.
- To adhere strictly to code of conduct.

EVALUATION

The Evaluation will be done on the following parameters:

(i) Board

Evaluation criteria for evaluation of Board inter-alias shall covers: Composition in light of business complexities and statutory requirements; establishment of vision, mission, objectives and values for the Company; laying down strategic road map for the Company, growth attained by the Company; providing leadership and directions to the Company and employees; effectiveness in ensuring statutory compliances and discharging its duties/ responsibilities towards all stakeholders; identification, monitoring & mitigation of significant corporate risks; composition of various committees, laying down terms of reference and reviewing committee's working etc.

(ii) Chairperson of the Company

Evaluation criteria for evaluation of Chairperson of the Company are: providing guidance and counsel in strategic matters; providing overall direction to Board towards achieving Company's objectives; effectiveness towards ensuring statutory compliances; maintain critical balance between the views of different Board Members; ensuring maximum

participation and contribution by each Board Member; monitoring effectiveness of Company's governance practices; conducting Board and Shareholders meetings in effective and orderly manner etc.

(iii) Committees of the Board

Committees of the Board shall be evaluated for their performance based on: effectiveness in discharging duties and functions conferred; setting up and implementation of various policies, procedures and plans, effective use of committee's powers as per terms of reference, periodicity of meetings, attendance and participation of Committee members, providing strategic guidance to the Board on various matters coming under committee's purview etc.

(iv) Executive Directors

The performance of Managing Director, Chief Executive Officer and other Executive Directors, if any, shall be evaluated on the basis of achievement of performance targets/ criteria given to them by the Board from time to time.

(v) Non-Executive Directors including Independent Directors

The performance of Non-Executive Directors including Independent Directors shall be evaluated based on: Objectivity & constructivity while exercising duties, providing independent judgment on strategy, performance, risk management and Board's deliberations; devotion of sufficient time for informed decision making; exercising duties in bona fide manner; safeguarding interest of all shareholders; upholding ethical standards of integrity & probity; updating knowledge of the Company & its external environment; fulfillment of the independence criteria of Independent Director and their independence from the management etc.

The Board has carried out performance evaluation of its own, the Board Committees and of the Independent Directors, whereas at a separate meeting Independent Directors evaluated performance of the Non Independent Directors, Board as whole. All the Non-executive and Independent Directors having wide experience in their field. Their presence on the Board is advantageous and fruitful in taking business decisions.

POLICY RELATING TO REMUNERATION OF DIRECTORS, KMP & SENIOR MANAGEMENT PERSONNEL

- To ensure that the level and components of remuneration is reasonable and sufficient to attract, retain and motivate Directors, KMP and other employees of the quality required to run the Company successfully.

No director/KMP/ other employee is involved in deciding his or her own remuneration and the trend prevalent in the similar industry, nature and size of business is kept in view and given due weightage to

arrive at a competitive quantum of remuneration & It is to be ensured that relationship of remuneration to the performance is clear & meets appropriate performance benchmarks which are unambiguously laid down and communicated.

- Improved performance should be rewarded by increase in remuneration and suitable authority for value addition in future.
- Remuneration packages should strike a balance between fixed and incentive pay, where applicable, reflecting short and long term performance objectives appropriate to the Company's working and goals.
- Following criteria are also to be considered:-
 - Responsibilities and duties;
 - Time & efforts devoted; Value addition;
 - Profitability of the Company & growth of its business;
 - Analyzing each and every position and skills for fixing the remuneration yardstick;
 - Standards for certain functions where there is a scarcity of qualified resources;
 - Ensuring tax efficient remuneration structures;
 - Ensuring that remuneration structure is simple and that the cost to the Company (CTC) is not shown inflated and the effective take home remuneration is not low;
 - Other criteria as may be applicable.
- Consistent application of remuneration parameters across the organisation.
- Provisions of law with regard making payment of remuneration, as may be applicable, are complied.
- Whenever, there is any deviation from the Policy, the justification /reasons should also be indicated / disclosed adequately.

DISCLOSURES:

This Policy shall be disclosed on the website of the Company i.e. <https://www.enkingint.org/Investors/codes-policies>.

REVIEW:

- This Policy shall be reviewed by the Board as and when any changes are to be incorporated in the Policy due to change in law, regulations or as may be felt appropriate by the Board. Any changes/amendment/modification in the Policy will in writing and approved by Board of Directors of the Company.
- In case of any subsequent changes in the provisions of the Companies Act, 2013, Listing Regulations or any other regulations which makes any of the provisions in the Policy inconsistent with the Act or Regulations, then the provisions of the Act or Regulations would prevail over the Policy and the provisions in the Policy would be modified in due course to make it consistent with law.

ANNEXURE-F

FORM NO. MR-3

SECRETARIAL AUDIT REPORT FOR THE FINANCIAL YEAR ENDED 31ST MARCH, 2023

[Pursuant to Section 204(1) of the Companies Act, 2013 and Rule 9 of the Companies (Appointment and Remuneration of Managerial Personnel) Rules, 2014]

To,

The Members,

EKI Energy Services Limited
CIN: L74200MP2011PLC025904

201, Plot No. 48, Scheme No. 78, Part-II, Vijay Nagar
(Near Brilliant Convention Centre)
Indore - 452010, Madhya Pradesh, India

We have conducted the secretarial audit of the compliances of applicable statutory provisions and the adherence to good corporate practices by EKI Energy Services Limited (CIN:L74200MP2011PLC025904) (hereinafter called 'the Company'). Secretarial Audit was conducted in a manner that provided us a reasonable basis for evaluating the corporate conducts/statutory compliances and expressing our opinion thereon.

Based on our verification of the Company's books, papers, minutes books, forms and returns filed and other records maintained by the Company on test basis and also the information and representations provided by the Company, its officers, agents and authorized representatives through email and other means during the conduct of secretarial audit, I hereby report that in my opinion, the Company has, during the audit period covering the financial year ended on 31st March, 2023 complied with the statutory provisions listed hereunder and also that the Company has proper board processes and compliance mechanism in place to the extent, in the manner and subject to the reporting made hereinafter:

I have examined the books, papers, minutes' books, forms and returns filed and other records maintained by the Company for the financial year ended on

31st March, 2023 according to the provisions of applicable law provided hereunder:

- The Companies Act, 2013 (the Act) and the Rules made thereunder;
- The Securities Contracts (Regulation) Act, 1956 ('SCRA') and the Rules made thereunder;
- The Depositories Act, 1996 and the Regulations and Bye-laws framed thereunder;
- Foreign Exchange Management Act, 1999 and the Rules and Regulations made thereunder to the extent of Foreign Direct Investment, Overseas Direct Investment and External Commercial Borrowings;
- The provisions of the following Regulations and Guidelines prescribed under the Securities and Exchange Board of India Act, 1992 ('SEBI Act'):
 - The Securities and Exchange Board of India

(Listing Obligations and Disclosure Requirements) Regulations, 2015 ('Listing Regulations'),

(b) The Securities and Exchange Board of India (Substantial Acquisition of Shares and Takeovers) Regulations, 2011;

(c) The Securities and Exchange Board of India (Prohibition of Insider Trading) Regulations, 2015;

(d) The Securities and Exchange Board of India (Share Based Employee Benefits and Sweat Equity) Regulations, 2021;

(e) The Securities and Exchange Board of India (Depositories & Participants) Regulations, 2018;

(f) The Securities and Exchange Board of India (Issue of Capital and Disclosure Requirements) Regulations, 2018;

(g) The Securities and Exchange Board of India (Registrars to an Issue and Share Transfer Agents) Regulations, 1993 regarding the Companies Act and dealing with client.

(h) The Securities and Exchange Board of India (Issue and Listing of Non-Convertible Securities) Regulations, 2021. Not applicable as there was no reportable event during the financial year under review;

(i) The Securities and Exchange Board of India (Delisting of Equity Shares) Regulations, 2021. Not applicable as there was no reportable event during the financial year under review;

(j) The Securities and Exchange Board of India (Buy-Back of Securities) Regulations, 2018. Not applicable as there was no reportable event during the financial year under review;

(vi) As per the information and representation given by the Management of the Company and its officers there are no Specific laws applicable to the industry to which the Company belongs.

(vii) We have also examined compliance with the applicable clauses of the following: -

- Secretarial Standard with respect to the Meeting of the Board of Directors (SS-1) and General Meetings (SS-2) issued by the Institute of Company Secretaries of India. The Company is generally complied with Secretarial standard with respect to Meeting of the Board of Director (SS-1) and General Meetings (SS-2) issued by the Institute of Company Secretaries of India.

I report that during the period under review, the Company has complied with the provisions of the Act, Rules, Regulations, Guidelines, Standards etc. mentioned above except for the following:-

- There is significant deficiency within the company's whistleblower policy. Specifically, the report highlights that "the existing policy does not furnish adequate safeguards to prevent victimization of directors, employees, or any other individuals who may utilize this mechanism". However, it was duly recommended to make essential amendments to rectify this deficiency. It is to note that despite of these recommendations being made, as of the date the company has not undertaken any measures or initiatives to implement the suggested changes to its whistleblower policy.
- According to Reg. 34 of Listing Regulations along with Schedule V Part C, it requires companies to incorporate specific disclosures within their annual reports. One of these mandatory disclosures, as specified under the heading 'Corporate Governance Report,' is the provision of a 'web link where comprehensive details regarding the familiarization programs provided to independent directors are made available.' However, in the Annual Report for the financial year 2021-22, the company has omitted to include such a web link as prescribed by the aforementioned regulation.
- The Company has passed necessary resolutions u/s 179(3) of the Companies Act 2013, during the period under review, though the company has not filed E-form MGT 14 for the same however Company is taking necessary steps to rectify the same in due course.
- During the period under review, the company has given loan to M/S. Glofix Advisory Services Pvt. Ltd. u/s 185 of the Companies Act 2013, in which the Directors of the company are interested, although Company has rectified the same in the 1st Extra- Ordinary General Meeting dated 14th August, 2023.

We further report that the Board of Directors of the Company is duly constituted with proper balance of Executive Directors, Non-Executive Directors and Independent Directors and the change in Board of Directors during the year was duly made in accordance with the provisions of the Act and Listing Regulations except as mentioned hereunder:

As on 04th July, 2022, Company has migrated from BSE SME Exchange to BSE Main Board, the composition of board consists of seven directors, including three independent directors and promoter director as chairman. In accordance with the provisions outlined in regulation 17(1)(b), of Listing Regulations, the Company shall maintain a board composition consisting of at least four independent directors. This composition of the Board was not ratified by the company till November 11, 2022 and consecutively Company was penalized by the Bombay Stock Exchange (BSE Limited).

Adequate notices were generally given to all directors to

schedule the Board Meetings and Committee Meetings. Agenda and detailed notes on agenda were generally sent at least seven days in advance and a system exists for seeking and obtaining further information and clarifications on the agenda items before the meeting and for meaningful participation at the meeting.

All decisions were carried out by majority. The dissenting member's views, if any, were captured and recorded as part of the minutes.

I further report that as per the explanations given to me and representations made by the management and relied upon by me there are adequate systems and processes in the Company commensurate with the size and operations of the Company to monitor and ensure compliance with applicable laws, rules, regulations and guidelines.

I further report that during the audit period the following events/actions occurred which had bearing on the Company's affairs in pursuance of the above referred laws, rules, regulations, guidelines, standards etc:

- M/s.D N Jhamb & Co, Chartered Accountant, Indore (FRN: 019675C) who were appointed as Statutory Auditor of the Company pursuant to the shareholder resolution dated November 11, 2020 for 5 consecutive financial years, has tender their resignation and subsequently Board has appointed M/s. Walker Chandiook & Co LLP, Chartered Accountants, (Firm Registration no. 001076N/N500013) to fill up this Casual Vacancy and consequently members approved their appointment till the conclusion of the ensuing 12th Annual General Meeting,
- Company has infused an amount of Rs, 3.65 Cr.(Rupees Three Crore Sixty-Five Lakhs) to meet its "CSR obligation" in its own NGO named as "EnKing International Foundation" which was incorporated during the audit period.
- Company has been migrated from BSE SME Platform to BSE Main Board w.e.f.04th July, 2022.
- The Company has increased its authorized share capital from Rs. 8,00,00,000/- (Rupees Eight Crores Only) to Rs. 30,00,00,000/- (Rupees Thirty Crores Only) vide postal ballot dated May 17, 2022
- The Company has issued bonus shares of 2,06,22,000 (Two Crore Six lakhs Twenty Two Thousand) equity shares of Rs. 10/- (Rupees Ten)each in the proportion of 3:1 through Postal Ballot dated May 17, 2022
- Company has executed with professional firm named as 'First Source Energy India Private Limited' a "Joint Venture Agreement" to establish "ClimaCool Projects & EduTech Limited" on October 26, 2022.
- Company has allotted 15,413 equity shares pursuant to the EKI Energy Services Limited - Employee Stock Option Plan - 2021.
- The company has incorporated following wholly owned subsidiary companies and changes made:

S.No.	Name of the Subsidiary Company	Stock Option
1.	EKI One Community Projects Private Limited CIN: U74999MP2022PTC063039	-
2.	EKI Two Community Projects Private Limited CIN: U74999MP2022PTC063123	-
3.	EKI Three Community Projects Private Limited CIN: U35109MP2022PTC063157	Name changed to EKI Power Trading Private Limited and object changed accordingly.
4.	EKI Four Community Projects Private Limited CIN: U74110MP2022PTC063189	Name changed to Galaxy Certification Service Private Limited and object changed accordingly.
5.	Enking International PTE. LTD. 202220507C	-
6.	EnKing International Foundation CIN:U85300MP2022NPL061330	-

Following are the matters/events which have occurred after closure of financial year ending on 31st March, 2023 i.e., period of audit which had bearing on the Company's affairs:

- Company has received members approval to initiate the process under section 140(1) of the Companies Act, 2013 of M/s. Walker Chandiook & Co LLP, Chartered Accountants stating several reasons as stipulated by the Management of the Company and application of the same is pending for approval of Central Government. Meanwhile the company has appointed M/s. Dassani and Associates, Chartered Accountant (FRN: 009096C) as a joint statutory auditor to conduct statutory audit for the FY ended 31st March, 2023 in the 02nd Extra-

Ordinary General Meeting dated September 06, 2023.

- As per the Reg. 33 of the Listing Regulations, the company is required to file its financials result with the Stock Exchange for every quarter, and for quarter ended June 30, 2023 and for quarter ended March 31, 2023, company was in delay in filing its financial results as mentioned above with the stock exchange and consequently penalized by BSE.
- As per the Reg. 23 of the Listing Regulations, the company is required to file its related party transactions with the Stock Exchange for every six months, and the company was in delay in filing its RPTs with the stock exchange for half year ended March 31, 2023.

For Ruchi Joshi & Co.
Practicing Company Secretaries

Ruchi Joshi Meratia
CP: 14971 | FCS: 8570
PR No: 2500/2022
UDIN: F008570E001068090

Place: **Indore**
Date: **23.09.2023**

Note: This report is to be read with my letter of even date which is annexed as '**Annexure-A**' and list of documents reviewed as annexed in '**Annexure-B**' forms part of this report.

ANNEXURE-A
TO THE SECRETARIAL AUDIT REPORT

To,
The Members,

EKI Energy Services Limited

201, Plot No. 48, Scheme No. 78, Part-II, Vijay Nagar
(Near Brilliant Convention Centre)
Indore - 452010, Madhya Pradesh, India

Our Secretarial Audit report of even date is to be read along with this letter.

Management's Responsibility

1. Maintenance of Secretarial record is the responsibility of the management of the Company. My responsibility is to express an opinion on these secretarial records based on my audit.

Auditor's Responsibility

2. I have followed the audit practice and processes as were appropriate to obtain reasonable assurance about the correctness of the contents of the Secretarial Records. The verification was done on test basis to ensure that correct facts are reflected in secretarial records. I believe that the processes and practices, I followed provide a reasonable basis for my opinion.
3. I have not verified the correctness and appropriateness of financial records and Books of Accounts of the Company since the same have been subject to review by statutory auditors.
4. Wherever required, I have obtained the Management representation about the compliance of laws, rules and regulations and happenings of events etc.
5. The compliance of the provisions of Corporate and other applicable laws, rules, regulations, standards is the responsibility of Management. My examination was limited to the verification of procedures on test basis.

Disclaimer

6. The Secretarial Audit report is neither an assurance as to the future liability of the Company nor of the efficiency of effectiveness with which the management has conducted the affairs of the Company.
7. Utmost care have been taken from my side to verify the integrity and accuracy of the information, however the responsibility of accuracy, authenticity and completeness of the information remains with the management of the Company. I have thoroughly reviewed and analyzed the said materials to form my professional opinion on compliance status of the Company.

Place: **Indore**
Date: **23.09.2023**

For Ruchi Joshi & Co.
Practicing Company Secretaries

Ruchi Joshi Meratia
CP: 14971 | **FCS:** 8570
PR No: 2500/2022
UDIN: F008570E001068090

ANNEXURE-B
TO THE SECRETARIAL AUDIT REPORT

List of Documents Reviewed

1. Signed minutes for the meetings of the following held during the period under review:
 - a. Board of Directors dated April 25,2022; May 17,2022; June 10,2022; July 01, 2022; July 06,2022; July 29, 2022; August 04, 2022; August 31, 2022; September 19, 2022; November 04, 2022; November 11, 2022; January 16, 2023; February 10, 2023 and March 24,2023;
 - b. Audit Committee dated May 17,2022; July 29,2022; August 31,2022; November 04,2022; November 11,2022; January 16,2023 and February 10,2023;
 - c. Nomination and Remuneration Committee dated July 01, 2022; August 31, 2022; November 04, 2022; November 21, 2022; December 15, 2022; December 29, 2022; January 16, 2023; March 01, 2023 and March 24, 2023
 - d. Stakeholders Relationship Committee dated May 17, 2022; July 29, 2022; November 04, 2022 and February 10,2023;
 - e. Investment Committee dated October 11, 2022; October 19, 2022; October 28, 2022; November 30, 2022; December 21, 2022; January 05, 2023; February 15, 2023; March 13, 2023 and March 29, 2023.
 - f. Independent Directors held on March 24,2023;
 - g. Corporate Social Responsibility Committee dated July 29, 2022; November 04, 2022 and February 10, 2023.
 - h. Annual General Meeting held on September 29, 2022 and Extra Ordinary General Meeting held on December 07, 2022.
 - i. Meeting of Shareholder by way of Postal Ballot dated May 17, 2022.
2. Agenda papers for Board and Committee Meeting along with notice on a sample basis;
3. Proof of circulation of draft and signed minutes of the Board and Committee meetings on a sample basis;
4. Annual Report for financial year 2021-22; Internal Auditor Report for financial year and standalone and consolidated financial statements;
5. Financial Statements of the Company for this reporting period.
6. Directors' disclosures under the Act and rules made thereunder;
7. Statutory Registers under the Act;
8. Forms filed with ROC, intimations made to stock exchanges;
9. Forms and application made to authorities under FEMA Act and Regulations;
10. Policies/Codes framed under SEBI regulations;
11. Disclosures under SEBI (Prohibition of Insider Trading) Regulations, 2015.
12. Representations and clarifications from the management, officers and departments of the company.

Report On Corporate Governance

COMPANY'S PHILOSOPHY ON CORPORATE GOVERNANCE

Corporate Governance is an essential aspect of any organization, and at EKI, it encompasses a set of systems and practices that ensure transparency, accountability, and fairness in all transactions. The company strives to meet the aspirations of all stakeholders and achieve the highest standards of ethics.

EKI believes in fostering and sustaining a culture that integrates all components of good governance by balancing the inter-relationship among the Board of Directors, Board Committees, Finance & Compliance teams, Auditors, and Senior Management. The company's approach to value creation is based on building trust with all stakeholders, and it adheres to prescribed corporate governance practices while striving to adopt emerging best practices worldwide. The company's initiatives towards maintaining the highest standards of governance are detailed in its report, and it considers Corporate Governance a journey towards constantly improving sustainable value creation. A detailed report on corporate governance pursuant to the requirements of the SEBI (Listing Obligations and Disclosure Requirements) Regulations, 2015 ("Listing Regulations") and a certificate from the practicing company secretaries, confirming compliance of conditions of Corporate Governance as stipulated under Schedule V of Listing Regulation forms part of the Annual Report.

CODE OF CONDUCT

The Company has adopted the Code of Conduct ('CoC') which articulates the EKIESL values, ethics and business principle and provides the guidelines by which the Company conduct its business.

The CoC is available on its website at: <https://enkingint.org/wp-content/uploads/2022/02/Code-of-Conduct-for-Directors-and-Senior-Management.pdf>.

Your Company has a Code of Conduct for Directors and Senior Management that reflects its high standards of integrity and ethics. The Directors and Senior Management of the Company have affirmed their adherence to this Code of Conduct for FY 2022-2023. As required by regulation 34 of the Listing Regulation.

CODE OF CONDUCT FOR PREVENTION OF INSIDER TRADING & CODE OF CONDUCT FOR FAIR DISCLOSURE OF UPSI

In accordance with the SEBI (Prohibition of Insider Trading) Regulations, 2015 as amended from time to time, the Board of Directors of the Company has adopted the Code of Conduct for Prevention of Insider Trading and the Code of Conduct for fair disclosure of UPSI.

All our Promoters (including Promoter Group), Directors,

Employees of the Company identified as Designated Persons, if any, and their Immediate Relatives and other Connected Persons such as Auditors, Consultant, Bankers amongst others, who could have access to UPSI of the Company, are governed under this Insider Trading Code.

The Company Secretary of the Company is the 'Compliance Officer' in terms of the Insider Trading Code. This Code is available on the Company's website at the link: <https://enkingint.org/wp-content/uploads/2022/09/Code-of-Conduct-UPSI.pdf>

BOARD OF DIRECTORS

At the heart of the Company's Corporate Governance framework lies the Board, which ensures that the Management acts in the best interests of all shareholders over the long haul. Upholding strong principles of Corporate Governance is a central commitment of the Board within the Company. This pivotal body holds the key role of overseeing how the management caters to the needs of shareholders and various stakeholders, both in the short and long run.

Taking on the ultimate responsibility, the Board of Directors steers the ship of management, oversees general operations, sets the course, monitors performance, and ultimately drives the long-term prosperity of the entire business. Your Company benefits from the guidance of a proficient Board, consisting of Executive, Non-Executive, and Independent Directors. This Board conducts meticulous assessments of the Company's strategic trajectory, management strategies, and their efficacy.

COMPOSITION AND CATEGORY OF BOARD

Our Company has optimum combination of Executive Director ('ED') and Non-Executive Directors ('NEDs'). The Company has six (6) Directors as per the requirement of Listing Regulations, out of which, three (3) Directors were Executive Directors including Chairman and Managing Director, and three (3) Independent Directors including one (1) Woman Independent Director, which constitutes 50% of Board Strength.

During the year, Ms. Priyanka Dabkara (Non-Executive Non-Independent Director of the Company) resigned from the Board of the Company with effect from November 11, 2022 due to personal commitments. The board placed on record its sincere appreciation for the invaluable contributions made by her to the Company during her tenure.

The board of the Company has demonstrated its dedication to gradual board renewal by appointing Ms. Astha Pareek as an independent director for a period of one year.

Ms. Pareek's appointment was approved by the Company's shareholders during the last Annual General Meeting ('AGM').

INDEPENDENT DIRECTORS

The Board of the Company boasts distinguished Independent Directors who contribute impartial insights to the Board's discussions, encompassing matters of strategy, risk oversight, and comprehensive governance. Their crucial function revolves around protecting the concerns of all stakeholders.

Independent Directors are NED(s) as defined under regulation 16(1)(b) of the Listing Regulations read with section 149(6) of the Act along with rules framed there under. In terms of regulation 25(8) of the Listing Regulations, they have confirmed that they are not aware of any circumstance or situation which exists or may be reasonably anticipated that could impair or impact their

ability to discharge their duties. Based on the declarations received from the Independent Directors (IDs), the Board of Directors has confirmed that Independent Director meet the criteria of independence as mentioned under Section 149 of the Act and Regulation 16(1)(b) of the Listing Regulations and they are independent of the management.

Further, none of the Independent Directors have any other material pecuniary relationship or transaction with the Company, its Promoters, or Directors, or Senior Management which in their judgment would affect their independence.

Details of the Board of Directors in terms of their directorship/membership in committee of public companies are as under:

Name of the Director	Category of Directorship	Number of Directorships ¹			Other Committee ²	
		EKIESL & its Group Companies	Other Companies	Total	Member-ships	Chairman-ships
Mr. Manish Kumar Dabkara	Promoter/Chairman and Managing Director	5	NIL	5	2	-
Mr. Naveen Sharma	Whole Time Director	3	NIL	3	1	-
Ms. Sonali Sheikh	Whole Time Director	5	NIL	5	-	-
Mr. Burhanuddin Ali Husain Maksi Wala	Independent Director	1	2	3	3	1
Mr. Ritesh Gupta	Independent Director	1	2	3	2	1
Ms. Astha Pareek	Independent Director	1	0	1	0	0

¹Excludes directorship in foreign companies, company under Section 8 of the Companies Act, 2013, partnership firms, LLP, HUF, Sole Proprietorship and Association of Individual (Trust, Society).

²Includes Audit Committee and Stakeholder Relationship Committee in all public limited companies.

During financial year 2022-23, none of our Directors acted as Member in more than 10 Committees or as Chairperson in more than 5 Committees across all Indian Companies (listed and unlisted), where he/she is a Director.

The Company placed before the Board all relevant information from time to time including information as specified in Part 'A' of Schedule II of Listing Regulations.

No Director is related to any other Directors and none of the non-executive director of the Company hold any share of the Company.

BOARD MEETINGS AND ATTENDANCE

Number of Board Meetings and attendance of Directors

During the Financial Year 2022-23, the Board met Fourteen (14) times. The Meetings were held on: April 25, 2022, May 17, 2022, June 10, 2022, July 01, 2022, July 06, 2022, July 29, 2022, August 04, 2022, August 31, 2022, September 19, 2022, November 04, 2022, November 11, 2022, January 16, 2023, February 10, 2023, and March 24, 2023. The intervening gap between two consecutive meetings was within the period prescribed under the Companies Act, 2013, Secretarial Standards on Board Meetings and Listing Regulations as amended from time to time.

The attendance of the Directors at the above mentioned board meetings and the 11th AGM held on September 29, 2022 are listed below:

Director	Board Meeting	Attendance at the 11th AGM
	Number of Meeting attended	
Mr. Manish Kumar Dabkara	14	Yes
Mr. Naveen Sharma	14	Yes
Ms. Sonali Sheikh	14	Yes
Mr. Burhanuddin Ali Husain Maksi Wala	14	Yes
Mr. Ritesh Gupta	14	Yes
Ms. Astha Pareek ¹	6	Yes
Ms. Priyanka Dabkara ²	11	

¹Appointed as an Independent Director w.e.f. July 01, 2022

²Ceased to be the Non-Executive Director w.e.f. November 11, 2022.

Leave of absence was granted to the concerned directors who could not attend the respective board meeting.

The board met on September 23, 2023, inter alia to approve the audited standalone annual financial results of the Company and the audited consolidated financial results for the year ended March 31, 2023.

MEETING OF INDEPENDENT DIRECTORS

The independent directors convene separate meetings to discuss various issues at their discretion.

A meeting of independent directors was held on March 24, 2023 to evaluate the performance of the directors of the Company, the Chairman, the Board as a whole and Committees thereof. At the meeting, the independent

The remuneration policy is in consonance with existing industry practice.

Remuneration of the Executive Directors for the financial year 2022-23

(₹ In Lakh)

Name of the Director	Salary & Allowances	Perquisites	Commission Payable	Total	Stock Option
Mr. Manish Kumar Dabkara	564.43	-	-	564.43	-
Mr. Naveen Sharma	397.33	-	-	397.33	-
Ms. Sonali Sheikh	24.98	-	-	24.98	-

The tenure of office of the Managing Director and Whole-Time Directors is for five (5) years from their respective date of appointment and can be terminated by either party

directors also assessed the quality, quantity and timeliness of flow of information between the Company's management and the board which enables the board to effectively and reasonably perform its duties. The independent directors also discussed the strategy and risks pertaining to the Company and its group companies.

All the Independent Directors were present at the meeting.

REMUNERATION POLICY

The Company's Remuneration Policy for Directors, Key Managerial Personnel and Senior Management is available on the website of the Company. The Company's remuneration policy is directed towards rewarding performance, based on review of achievements.

by giving three months' notice in writing. They are also eligible for re-appointment. There is no separate provision for payment of severance fees.

Remuneration of the Non-Executive Directors for the financial year 2022-23

Name of the Director	Sitting Fee	Commission/Remuneration	Total
Mr. Burhanuddin Ali Husain Maksi Wala	1,00,000	-	1,00,000
Mr. Ritesh Gupta	1,00,000	-	1,00,000
Ms. Astha Pareek ¹	75,000	-	75,000
Ms. Priyanka Dabkara ²	-	30,15,000	30,15,000

¹Appointed as an Independent Director w.e.f. July 01, 2022

²Ceased to be the Non-Executive Director w.e.f. November 11, 2022.

During the year, there were no other pecuniary relationships or transactions of Non-Executive Directors with the Company. The Company has not granted any stock options to its Non-Executive Directors.

FAMILIARISATION PROGRAMME FOR BOARD OF DIRECTORS

The Company recognizes the importance of ensuring that its directors, especially the non-executive directors, are equipped with the necessary knowledge and skills to fulfill their responsibilities effectively. As part of this commitment, the Company regularly conducts familiarization programs for its directors.

These familiarization programs are designed to provide

the directors with a deeper understanding of the business environment, regulatory framework, and overall operations of the Company. The programs cover a wide range of topics, including industry trends, competitive landscape, financial performance, corporate governance, risk management, and compliance requirements.

Through these programs, the non-executive directors are provided with relevant and up-to-date information, which enables them to make informed decisions that align with the Company's strategic objectives and values. This approach also ensures that the non-executive directors are aware of the risks and opportunities associated with the Company's operations, and they can actively contribute to the Board's discussions and decision-making processes.

By investing in these familiarization programs, the Company demonstrates its commitment to maintaining a high standard of corporate governance and enhancing the effectiveness of its Board of Directors. Details of such familiarisation programmes for the Independent Directors are available on the website of the Company at: <https://enkingint.org/wp-content/uploads/2023/05/Familiarisation-Programme-for-Independent-Directors-1.pdf>

PERFORMANCE EVALUATION

The Nomination and Remuneration Committee of Directors reviewed and revised the criteria and methodology to assess the performance of the board, its committees, and individual directors, including the Chairman. The criteria include factors such as decision-making processes, participation, governance, independence, teamwork, meeting frequency and discussion, establishment of corporate culture, cohesion in meetings, and conflict of interest.

Independent Directors are evaluated by the entire Board, except for the director being evaluated. According to Schedule IV of the Act, the appointment extension or continuation of Independent Directors will depend on their evaluation.

The Independent Directors also assessed the performance of non-executive directors, whole-time directors, the Chairman, the board as a whole, and its committees. The

Chairman presented the evaluation results at the Board of Directors meeting, and after reviewing the results, the board expressed satisfaction.

DIRECTORS QUALIFICATIONS, SKILLS, EXPERTISE, COMPETENCIES AND ATTRIBUTES

The Board Diversity Policy of the Company requires the Board to have a balance of skills, industry experience, expertise and diversity of perspectives appropriate to the Company which would strengthen the Corporate Governance structure in the Company. The Company currently has a right mix of Directors on the Board who possess the requisite qualifications, experience and expertise across multiple domains which facilitates quality decision making and enables them to contribute effectively to the Company in their capacity as Directors of the Company, more specifically in the areas of:

- Industry knowledge and experience – knowledge of industry, sector and changes in industry specific policy.
- Leadership and strategic planning – understand the Company's business, policies, and culture (including its mission, vision, values, goals, current strategic plan, governance structure, major risks & threats and potential opportunities).
- Technical/Professional Skills and experience in the areas of energy, climate change control, finance, safety & corporate social responsibility and allied fields, projects, accounting, law, general corporate management and strategy development and implementation to assist the ongoing aspects of the business.
- Behavioral Competencies – attributes and skills to use their knowledge and experience to function well as team members and to interact with key stakeholders.
- Finance expertise- knowledge, skills, and experience required to effectively manage financial resources, analyse financial data, and make informed financial decisions.
- Corporate Governance – understanding of policies and procedure, relationship with stakeholders.

Further, the information in terms of Para C(2)(h)(ii) of Schedule V of the Listing Regulations is mentioned below:

Sr. No.	Name of Director	Skills / competencies / experience possessed
1	Mr. Manish Kumar Dabkara	Industry knowledge and experience, leadership and strategic planning, technical/professional skills and experience in the areas of energy, climate change control, general corporate management and strategy development and implementation to assist the ongoing aspects of the business.
2	Mr. Naveen Sharma	Industry knowledge, strategic thinking, and financial planning.
3	Ms. Sonali Sheikh	Internal control systems and experience in overall general management including strategic planning.
4	Mr. Burhanuddin Ali Husain Maksi Wala	Corporate governance, internal control systems and financial planning.
5	Mr. Ritesh Gupta	Corporate governance, internal control systems and financial planning.
6	Ms. Astha Pareek	Legal Knowledge, corporate governance, financial planning.

COMMITTEES OF THE BOARD

The Board has constituted various Committees with specific terms of reference in line with the provisions of the Listing Regulations and the Act. The Board Committees

play a vital role in improving the Board effectiveness in the areas where more focuses and extensive discussions are required. The composition of the following Committees of the Board as on March 31, 2023 are as under:

Committees of the Board				
Audit Committee	Nomination and Remuneration Committee	Stakeholders' Relationship Committee	Corporate Social Responsibility Committee	Risk Management Committee
Mr. Ritesh Gupta	Mr. Burhanuddin Ali Hussain Maksi Wala	Mr. Burhanuddin Ali Hussain Maksi Wala	Mr. Ritesh Gupta	Mr. Naveen Sharma
Mr. Burhanuddin Ali Hussain Maksi Wala	Mr. Ritesh Gupta	Mr. Ritesh Gupta	Mr. Manish Kumar Dabkara	Mr. Burhanuddin Ali Hussain Maksi Wala
Mr. Manish Kumar Dabkara	Ms. Astha Pareek	Mr. Naveen Sharma	Mr. Naveen Sharma	Mr. Manish Kumar Dabkara

In addition to the above Committees, the Company has Investment and Borrowing Committee of the Board.

AUDIT COMMITTEE

COMPOSITION

The Audit Committee comprises of three (3) members, two (2) of them are independent non-executive directors and one (1) is executive director. The Committee composition meets with the requirements of section 177 of the Act and regulation 18 of the Listing Regulations. The present members of the Committee are: Mr. Ritesh Gupta (Chairman) – Independent Director, Mr. Burhanuddin Ali Hussain Maksiwala (Member) – Independent Director and Mr. Manish Kumar Dabkara (Member) – Chairman and Managing Director.

All the members of the Committee have accounting and financial management expertise. The quorum for the meeting of the Committee is 2 (two) members. The Company Secretary is the secretary to the committee.

BRIEF TERMS OF REFERENCE

The terms of reference of the committee *inter alia* include overseeing the Company's financial reporting process and disclosures of financial information. The responsibility of the committee *inter alia* is to review with the management, the consolidated and standalone quarterly/annual financial statements prior to recommending the same to the board for its approval.

The audit committee serves as a crucial intermediary among the board, management, statutory and internal auditors. The Committee oversees the financial reporting process to ensure that the disclosure is accurate, timely and appropriate, and maintains the quality and integrity of financial reporting.

The committee recommends the appointment or re-appointment of statutory and internal auditors, approves their remuneration, and discusses the nature and scope of the audit with the auditors beforehand. It also approves

the payment of fees for other services provided by Statutory Auditors. Additionally, the Committee conducts an annual review of the performance of Statutory and Internal Auditors in collaboration with the management to ensure that a professional and cost-effective relationship is maintained.

The committee's responsibilities extend to reviewing the adequacy of the internal audit function, including its structure, reporting process, audit coverage, and frequency. It also periodically reviews internal audit reports related to compliance, internal controls, and other regulatory requirements. The Committee evaluates the internal financial controls and risk management systems adopted by the Company and reviews the functioning of the Company's whistle-blower mechanism.

The committee, from time to time, grants approval for transactions to be entered into by the Company with its related parties in terms of the Policy on Related Party Transactions of the Company and reviews all such transactions on a quarterly basis.

The committee, on a quarterly basis discussed and reviewed with the statutory auditors of the Company, the key highlights of the limited review of the unaudited financial results standalone of the Company and the unaudited consolidated financial results before recommending the same to the board for its approval.

MEETING AND ATTENDANCE

During the year under review, the Committee met Seven (7) times. The meetings were held on: May 17, 2022, July 29, 2022, August 31, 2022, November 04, 2022, November 11, 2022, January 16, 2023 and February 10, 2023.

There was no change in the composition of audit committee during the year under review.

As on March 31, 2023, the composition of the Audit Committee and details of meetings attended by the members are as under:

Name	Position	Category	No. of Meetings during the year	
			Held	Attended
Mr. Ritesh Gupta	Chairman	Independent / Non-Executive Director	7	7
Mr. Burhanuddin Ali Husain Maksi Wala	Member	Independent / Non-Executive Director	7	7
Mr. Manish Kumar Dabkara	Member	Chairman and Managing Director	7	7

NOMINATION & REMUNERATION COMMITTEE COMPOSITION

The Nomination and Remuneration Committee comprises of non-executive directors. The Committee composition meets with the requirements of section 178 of the Act, and regulation 19 of the Listing Regulations. The present members of the Committee are: Mr. Burhanuddin Ali Hussain Maksiwala (Chairman) – Independent Director, Mr. Ritesh Gupta (Member) – Independent Director and Ms. Astha Pareek (Member) – Independent Director.

During the year under review, the Nomination & Remuneration Committee experienced a change in its composition due to the resignation of Ms. Priyanka Dabkara, effective from November 11, 2022. In light of this development, we are pleased to announce that Ms. Astha Pareek, Woman Independent Director, has been appointed as a member of the committee, effective from the same date.

BRIEF TERMS OF REFERENCE

The Nomination and Remuneration Committee plays a crucial role in ensuring effective governance and organizational performance. The committee's terms of reference encompass a wide range of responsibilities and *inter alia* includes formulation of comprehensive criteria to determine the qualifications, positive attributes, and independence required for directors. It then recommends a remuneration policy to the board, covering directors, key managerial personnel, senior management, and other employees of the company.

Additionally, the committee establishes the evaluation criteria for the Chairman, independent directors, non-executive directors, the board as a whole, and board committees. This evaluation process ensures the ongoing effectiveness and competence of the Company's

leadership.

Furthermore, the committee actively identifies individuals who possess the necessary qualifications to serve as directors of the company. It recommends the appointment or re-appointment of existing directors to the board, ensuring compliance with relevant legal requirements and criteria such as expertise, experience, track record, and integrity.

The committee is also entrusted with reviewing and approving the remuneration packages for the executive directors. However, such remuneration must fall within the limits approved by the shareholders.

Another significant aspect of the committee's mandate involves the formulation and administration of employee stock option schemes. This includes granting eligible employees and directors options under these schemes. Notably, during the reporting period, the committee successfully allotted stock options to eligible employees and directors under the Employee Stock Option Plan – 2021.

Overall, the Nomination and Remuneration Committee plays a pivotal role in ensuring the appointment of qualified directors, establishing fair and transparent remuneration policies, evaluating leadership effectiveness, and administering employee stock option plan.

MEETING AND ATTENDANCE

During the year under review, Nine (9) meetings of Nomination & Remuneration Committee were held on July 01, 2022, August 31, 2022, November 04, 2022, November 21, 2022, December 15, 2022, December 29, 2022, January 16, 2023, March 01, 2023 and March 24, 2023.

As on March 31, 2023, the composition of the Nomination & Remuneration Committee and details of meetings attended by the members are as under:

Name	Position	Category	No. of Meetings during the year	
			Held	Attended
Mr. Burhanuddin Ali Husain Maksi Wala	Chairman	Independent/Non-Executive Director	9	9
Mr. Ritesh Gupta	Member	Independent/Non-Executive Director	9	9
Ms. Priyanka Dabkara ¹	Member	Non-Executive/Non-Independent Director	3	3
Ms. Astha Pareek ²	Member	Independent/Non-Executive Director	6	2

¹Ceased to be the member of the Committee w.e.f. November 11, 2022

²Appointed as the member of the Committee w.e.f. November 11, 2022

SELECTION OF NEW DIRECTORS AND BOARD MEMBERSHIP CRITERIA

In the process of selecting Independent Directors for the Board, the human resources, Nomination and Remuneration Committee focuses on individuals with notable expertise in their respective fields. These individuals should possess a distinct standing and the ability to make valuable contributions to the Company's strategic decisions and operational policies.

The committee evaluates the qualifications, favorable traits, specialized knowledge, as well as the extent of directorial and committee roles in other companies held by these individuals. This evaluation adheres to the guidelines set forth in the Company's Nomination and Remuneration Policy for director selection, which encompasses criteria for independence. Subsequently, the committee puts forward recommendations for the appointment of these potential directors to the Board.

STAKEHOLDERS RELATIONSHIP COMMITTEE

COMPOSITION

The Stakeholders Relationship Committee comprises a majority of non-executive directors. The present members of the committee are Mr. Burhanuddin Ali Husain Maksi Wala (Chairman) – Independent Director, Mr. Naveen Sharma (Member) – Whole Time Director and Mr. Ritesh Gupta (Member) – Independent Director.

During the year under review, the Stakeholder Relationship Committee underwent a change in its composition with the resignation of Ms. Priyanka Dabkara, who previously held the role of Chairperson, effective from November 11, 2022. We are delighted to announce the appointment of Mr. Burhanuddin Ali Husain Maksi Wala as the new Chairman of the committee. This change reflects our commitment

Name	Position	Category	No. of Meetings during the year	
			Held	Attended
Ms. Priyanka Dabkara ¹	Chairperson	Non-Executive Director	3	3
Mr. Burhanuddin Ali Husain Maksi Wala ²	Chairman	Independent/Non-Executive Director	1	1
Mr. Naveen Sharma	Member	Whole Time Director	4	4
Mr. Ritesh Gupta	Member	Independent/Non-Executive Director	4	4

¹Ceased to be the chairperson of committee w.e.f., November 11, 2022.

²Appointed as the chairman of the committee w.e.f. November 11, 2022.

Company Secretary acts as Secretary to the Stakeholders Relationship Committee.

(a) Name and Designation of Compliance Officer: Ms. Itisha Sahu

Company Secretary and Compliance Officer
Email-id- cs@enkingint.org

(b) Details of number of complaints received and replied/resolved during the year are as under:

No. of Investor complaints pending at the beginning of year	No. of Investor complaints received during the year	No. of Investor complaints disposed of during the year	No. of Investor complaints unresolved at the end of year
0	0	0	0

to maintaining strong leadership and ensuring effective stakeholder engagement.

BRIEF TERMS OF REFERENCE

The terms of reference of the Committee *inter alia* include:

- Resolving the grievances of the security holders of the Company including complaints related to non-receipt of annual report, non-receipt of declared dividends, general meetings etc.
- Review of measures taken for effective exercise of voting rights by shareholders.
- Review of adherence to the service standards adopted by the Company in respect of various services being rendered by the Registrar & Share Transfer Agent.
- Review of the various measures and initiatives taken by the listed entity for reducing the quantum of unclaimed dividends and ensuring timely receipt of dividend warrants/annual reports/statutory notices by the shareholders of the company.

The Secretarial Department of the Company and the Registrar and Share Transfer Agents (Bigshare Services Private Limited) attend all grievances of the Shareholders/ Investors received directly or through SEBI, Stock Exchange, Ministry of Corporate Affairs, Registrar of Companies, etc.

MEETING AND ATTENDANCE

During the year under review, four (4) meetings of Stakeholders Relationship Committee were held on May 17, 2022, July 29, 2022, November 4, 2022 and February 10, 2023.

As on March 31, 2023, the composition of the Stakeholders' Relationship Committee and details of meetings attended by the members are as under:

The number of pending share transfer request as on March 31, 2023 is Nil.

In compliance of regulation 13(3) of Listing Regulations, the Company has submitted the statement for investor complaints on quarterly basis to the BSE Ltd.

CORPORATE SOCIAL RESPONSIBILITY COMMITTEE

COMPOSITION

The Corporate Social Responsibility (CSR) Committee consists of an independent director and two executive directors. The present members of the committee are Mr. Ritesh Gupta (Chairman) – Independent Director, Mr. Manish Kumar Dabkara (Member) – Chairman and Managing Director, and Mr. Naveen Sharma (Member) – Whole Time Director.

During the year under review, the Corporate Social Responsibility committee experienced a change in its composition due to the resignation of Ms. Priyanka Dabkara, effective from November 11, 2022. In light of this development, we are pleased to announce that Mr. Naveen

Name	Position	Category	No. of Meetings during the year	
			Held	Attended
Mr. Ritesh Gupta	Chairman	Independent / Non-Executive Director	3	3
Mr. Manish Kumar Dabkara	Member	Chairman and Managing Director	3	3
Mr. Naveen Sharma ¹	Member	Whole Time Director	1	1
Ms. Priyanka Dabkara ²	Member	Non -Executive Director	2	2

¹Ceased to be the member of the Committee w.e.f. November 11, 2022

²Appointed as the member of the Committee w.e.f. November 11, 2022

Company Secretary acts as Secretary to the Corporate Social Responsibility Committee.

RISK MANAGEMENT COMMITTEE:

COMPOSITION

The Risk Management Committee (RMC) Committee consists of an independent director and two executive directors. The present members of the committee are Mr. Naveen Sharma (Chairman) – Whole Time Director, Mr. Burhanuddin Ali Hussain Maksiwala (Member) – Independent Director, and Mr. Manish Kumar Dabkara (Member) – Chairman and Managing Director.

During the year under review, the RMC experienced a change in its composition due to the resignation of Ms. Priyanka Dabkara, effective from November 11, 2022. In light of this development, we are pleased to announce that Mr. Naveen Sharma, Whole Time Director, has been appointed as a chairman of the committee, effective from the same date.

The quorum for the RMC Meeting is two members.

BRIEF TERMS OF REFERENCE

The terms of reference is in compliance with the governing provisions of the Listing Regulations. The role of the Risk

Sharma, Whole Time Director, has been appointed as a member of the committee, effective from the same date.

The quorum for the CSR Committee Meeting is two members.

BRIEF TERMS OF REFERENCE

The terms of reference of the committee *inter alia* include formulation of CSR Policy, approval of CSR activities, recommendation of the amount of expenditure to be incurred on CSR activities to the board and review and approval of projects/programs to be supported by the Company. The report on CSR activities, as required under the Companies (Corporate Social Responsibility Policy) Rules, 2014 forms part of the Directors' Report.

MEETING AND ATTENDANCE

During the year under review, the committee met thrice. The meetings were held on July 29, 2022, November 04, 2022 and February 10, 2023.

The composition of the Corporate Social Responsibility Committee and attendance by members are as under:

Company Secretary acts as Secretary to the Corporate Social Responsibility Committee.

Management Committee is in line with those specified in Part D of the Schedule II of the Listing Regulations and is as follows:

- To formulate a detailed risk management policy which shall include:
 - A framework for identification of internal and external risks specifically faced by the listed entity, in particular including financial, operational, sectoral, sustainability (particularly, ESG related risks), information, cyber security risks or any other risk as may be determined by the Committee.
 - Measures for risk mitigation including systems and processes for internal control of identified risks.
 - Business continuity plan.
- To ensure that appropriate methodology, processes and systems are in place to monitor and evaluate risks associated with the business of the Company;
- To monitor and oversee implementation of the risk management policy, including evaluating the adequacy of risk management systems;
- To periodically review the risk management policy, at least once in two years, including by considering the

- changing industry dynamics and evolving complexity;
- 5) To keep the board of directors informed about the nature and content of its discussions, recommendations and actions to be taken;
- 6) The appointment, removal and terms of remuneration of the Chief Risk Officer shall be subject to review by the Risk Management Committee.

The Risk Management Committee coordinates its activities with other committees, in instances where there

is any overlap with activities of such committees, as per the framework laid down by the board of directors.

MEETING AND ATTENDANCE

During the year under review, the committee met thrice. The meetings were held on July 29, 2022, November 04, 2022 and February 10, 2023.

The composition of the Risk Management Committee and attendance by members are as under:

Name	Position	Category	No. of Meetings during the year	
			Held	Attended
Mr. Naveen Sharma	Chairman	Whole Time Director	3	3
Mr. Burhanuddin Ali Hussain Maksiwala	Member	Independent/Non-Executive Director	3	3
Mr. Manish Kumar Dabkara	Member	Chairman and Managing Director	3	3

INVESTMENT AND BORROWING COMMITTEE: COMPOSITION

During the year under review, the Investment and Borrowing Committee experienced a change in its composition considering better governance and consists of Mr. Manish Kumar Dabkara (Chairman) – Chairman and Managing Director, Mr. Naveen Sharma (Member) – Whole Time Director, Mr. Pankaj Pandey (Member) – President and Mr. Mohit Kumar Agarwal (Member) – Chief Financial Officer.

BRIEF TERMS OF REFERENCE

- The Investment Committee shall have the ultimate authority and responsibility to evaluate and grant approvals for all investments made by the Company, ensuring alignment with the Company's strategic objectives and risk appetite.
- The Committee shall ensure that the Company's investments and loans adhere to the provisions stated in the Memorandum and Articles of Association, while also complying with the Companies Act, 2013. No provisions of the Company's Articles of Association shall override the requirements of the Companies Act.
- The Committee shall establish, review, and recommend to the Board the overall investment policies, guidelines, and portfolio requirements of the Group. These policies should be designed to maximize returns while managing risks effectively.
- The Committee shall recommend to the Board the fund-raising activities of the Group, considering the capital requirements, funding sources, and appropriate financing structures that align with the Group's strategic plans.

- The Committee shall consider and approve new investments as well as disposals of significant investments, ensuring thorough due diligence, risk assessment, and alignment with the Company's investment criteria and strategic goals.
- The Committee shall approve the allocation of funds for investments, mergers and acquisitions, and other related matters, ensuring proper evaluation of financial viability, strategic fit, and potential returns.
- The Committee shall approve the granting of any loans to any group companies or employees of the Company, evaluating the purpose, terms, and conditions of such loans to safeguard the Company's interests and compliance with regulatory requirements.
- The Committee shall consider and recommend borrowing activities to the Board as per the Company's requirements, evaluating the feasibility, terms, and conditions of borrowing to ensure proper capital structure management.
- The Committee shall authorize to undertake activities related to opening/closing of the bank account with any bank for and on behalf of the Company

MEETING AND ATTENDANCE

During the year under review, nine (9) meetings of Investment and Borrowing Committee were held on October 11, 2022, October 19, 2022, October 28, 2022, November 30, 2022, December 21, 2022, January 05, 2023, February 15, 2023, March 13, 2023 and March 29, 2023.

As on March 31, 2023, the composition of the Investment and Borrowing Committee and details of meetings attended by the members are as under:

Name	Position	Category	No. of Meetings during the year	
			Held	Attended
Mr. Manish Kumar Dabkara	Chairman	Chairman and Managing Director	9	9
Mr. Naveen Sharma	Member	Whole Time Director	9	9
Mr. Pankaj Pandey	Member	President	9	9
Mr. Mohit Kumar Agarwal	Member	Chief Financial Officer	9	9

SHAREHOLDERS

ANNUAL GENERAL MEETING

The date, time and venue of the Annual General Meetings held during preceding three years and the special resolution(s) passed thereat, are as follows:

Financial Year/ Type of Meeting	Day, Date & Time	Venue	Particular of Special Resolution
2022-23 11th Annual General Meeting	Thursday, September 29, 2022, 11.30 A.M.	Through Video Conference/ Other Audio-Visual Means	<ol style="list-style-type: none"> To approve revision in the remuneration of Mr. Manish Kumar Dabkara (DIN: 03496566), Managing Director of the Company. To approve continuation of payment of remuneration to Executive Directors who belong to the 'Promoter/ Promoter Group' of the Company. To approve the payment of remuneration to Ms. Priyanka Dabkara (DIN: 08634736), NonExecutive Director of the Company as per Regulation 17(6) (ca). To approve appointment of Ms. Astha Pareek (DIN: 09659754), Non- Executive Independent Director. To ratify the amendments made to the "EKI Energy Services Limited-Employees Stock Option Plan 2021". To make investments, grant loans, provide securities & guarantees in excess of limits stated in Section 186 of the Companies Act, 2013. To increase the borrowing limits of the Company.
2021-2022 10th Annual General Meeting	Monday, August 30, 2021, 11:30 A.M.	Through Video Conference/ Other Audio-Visual Means	<ol style="list-style-type: none"> To consider revision in salary range of Mr. Manish Dabkara (DIN: 03496566), Managing Director of the Company. To consider revision in salary range of Mr. Naveen Sharma (07351558), Whole Time Director of the Company. To consider revision in salary range of Ms. Sonali Sheikh (DIN: 08219665), Whole Time Director & CFO of the Company. To consider revision in salary range of Ms. Priyanka Dabkara (DIN: 08634736), Non-executive Director of the Company. To implement Employees Stock Option Scheme 2021 ("EESL Esop-2021") for Employees of the Company. To increase Authorized Share Capital of the Company.

2020-2021 9th Annual General Meeting	Wednesday, November 11, 2020, 02:00 P.M.	Registered Office : 201, Plot No. 48., Scheme No. 78, Part- II Vijay Nagar (Near Brilliant Convention Centre) Indore (MP)- 452010	<ol style="list-style-type: none"> To increase Authorized Share Capital of the Company. To approve issue of Bonus Share. To alter object clause of Memorandum of Association. To adopt Table -F of Article of Association. To authorise board of directors to sell, lease or otherwise dispose of undertaking [under section 180(1)(a)]. To authorise board of directors for borrowings [under section 180(1)(c)]. To appoint and change designation of Mr. Naveen Sharma as whole-time director. To appoint and change designation of Ms. Sonali Sheikh as whole-time director. To issue and allot equity shares to public through Initial Public Offer (IPO).
--	---	---	--

EXTRA ORDINARY GENERAL MEETING:

Financial Year/ Type of Meeting	Day, Date & Time	Venue	Particular of Special Resolution
2022-23	December 07, 2022	Through Video Conference/ Other Audio-Visual Means	To appoint M/s Walker Chandio & Co LLP, Chartered Accountant (FRN: 001076N/N500013) as Statutory Auditors of the Company to fill the casual vacancy due to resignation of existing Statutory Auditors.

POSTAL BALLOT

The details pertaining to conducting of Postal Ballot during last year and Special Resolutions passed thereat are as follows:

Sr. No.	Particular of Resolution
1.	To consider and approve increase the existing authorized capital of the Company from Rs. 8,00,00,000 (Rupees Eight Crore Only) divided into 80,00,000 (Eighty Lakhs) equity shares of Rs. 10/- (Rupees Ten Only) each to Rs. 30,00,00,000 (Rupees Thirty Crore Only) divided into 3,00,00,000 (Three Crore) equity shares of Rs. 10/- (Rupees Ten Only) by creation of additional 2,20,00,000 (Two Crore Twenty Lakhs) equity shares of Rs. 10/- (Rupees Ten Only).
2	To consider and approve issue of bonus shares in the proportion of Three (3) Bonus Equity Share of Rs. 10/- each for every One (1) fully paid - up Equity Shares of Rs. 10/- each.
3	To consider and approve migration of the company from SME Platform of BSE Limited to main board of BSE Limited.

PROCEDURE ADOPTED FOR POSTAL BALLOT

In accordance with General Circular Nos. 14/2020 dated April 8, 2020 and 17/2020 dated April 13, 2020 read with other relevant circulars, including General Circular No. 10/2021 dated June 23, 2021, issued by the Ministry of Corporate Affairs ("MCA Circulars"), resolution was proposed to be passed by means of Postal Ballot, only by way of remote e-voting process ("e-voting").

The Company had engaged the services of Central Depository Services (India) Limited as the agency to provide e-voting facility.

Mr. Aditya Agarwal, (ICSI Membership No. ACS 57913), partner of M/s. Agarwal Mundra & Associates, Practicing Company Secretaries acted as Scrutiniser for conducting the Postal Ballot in a fair and transparent manner.

In accordance with the MCA Circulars, the Postal Ballot Notice dated May 17, 2022, was sent only by electronic mode to those members whose names appeared in the Register of Members / List of Beneficial Owners as on Friday, May 13, 2022 ("Cut-Off Date") received from the Depositories and whose e-mail addresses were registered with the Company / Depositories.

Members exercised their vote(s) by e-voting during the period from 09:00 a.m. on Thursday, May 19, 2022 till 05:00 p.m. on Friday, June 17, 2022.

The Scrutiniser submitted his report on June 17, 2022, after the completion of scrutiny and result of the e-voting was announced on the same day. The summary of voting result is given below:

Sr. No.	Resolution	Total no. of vote casted	No. of votes in favour	No. of votes in against	Result
a) Ordinary Resolution					
1	To consider and approve increase the existing authorized capital of the Company	5073220	5073170	50	Passed with requisite majority
b) Special Resolution					
2.	To consider and approve issue of Bonus Shares	5073220	5073120	100	Passed with requisite majority
3.	To consider and approve migration of the Company from SME Platform of BSE Limited to main board of BSE Limited	5073195	5073145	50	Passed with requisite majority

The said resolutions was passed with requisite majority on June 17, 2022. Voting result of postal ballot is available on the website of the Stock Exchanges and website of the Company.

MEANS OF COMMUNICATION

In compliance with Regulation 46 of the Listing Regulations, the Company's website, <https://enkingint.org/investor-relations/> contains a dedicated functional segment, named 'INVESTORS' where all the information meant for the Shareholders is available, including information on Directors, shareholding pattern, quarterly reports, financial results, annual reports, press releases, details of unpaid/unclaimed Dividends and various policies of the Company etc.

QUARTERLY RESULTS:

The Company's Quarterly / Half Yearly/Annual Audited Results are published in "Business Standard"/"the Economic Times" and other publications, the Company has also displayed financials on its website at <https://enkingint.org/investor-relations/>.

PRESENTATIONS TO INSTITUTIONAL INVESTORS / ANALYSTS:

At the end of each quarter, the Company organises earnings call with the analysts and investors. Detailed presentation on the Company's quarterly, half-yearly as well as annual financial results are sent to the Stock Exchanges. These presentations, video/audio recordings and transcript of the earning calls are available on the website of the Company at <https://enkingint.org/investor-relations/>

NEWS RELEASES, PRESENTATIONS, ETC.:

1. GENERAL SHAREHOLDERS INFORMATION

a. Annual General Meeting

Day, Date & Time	Friday, October 27, 2023 at 11.30 A.M.
Venue	Since the Annual General Meeting (AGM) is scheduled to be held through VC/OAVM. The deemed venue for the AGM shall be the Registered Office of the Company.

Official news releases, detailed presentations made to media, analysts, institutional investors, etc. are displayed on the Company's website at <https://enkingint.org/investor-relations/>

ANNUAL REPORT:

The Annual Report containing, inter alia, Audited Standalone Financial Statement, Audited Consolidated Financial Statement, Board's Report, Auditors' Report and other important information is circulated to the members and others entitled thereto. The Management Discussion and Analysis Report forms part of the Annual Report. The Annual Report is also available on the website of the Company at <https://enkingint.org/investor-relations/>.

STOCK EXCHANGE

The Company makes timely disclosure of prescribed information to BSE in terms of the Listing Regulations and other rules and regulations issued by the SEBI.

BSE Corporate Compliance & Listing Centre (the Listing Centre)

BSE's Listing Centre is a web-based application designed for corporates. All periodical compliance filings like shareholding pattern, corporate governance report, media releases etc. are also filed electronically on the Listing Centre.

LETTERS / E-MAILS / SMS TO INVESTORS:

The Company addressed various investor-centric letters / e-mails / SMS to its shareholders during the year. This include reminders for claiming unclaimed / unpaid dividend from the Company; claiming shares lying in unclaimed suspense account with the Company.

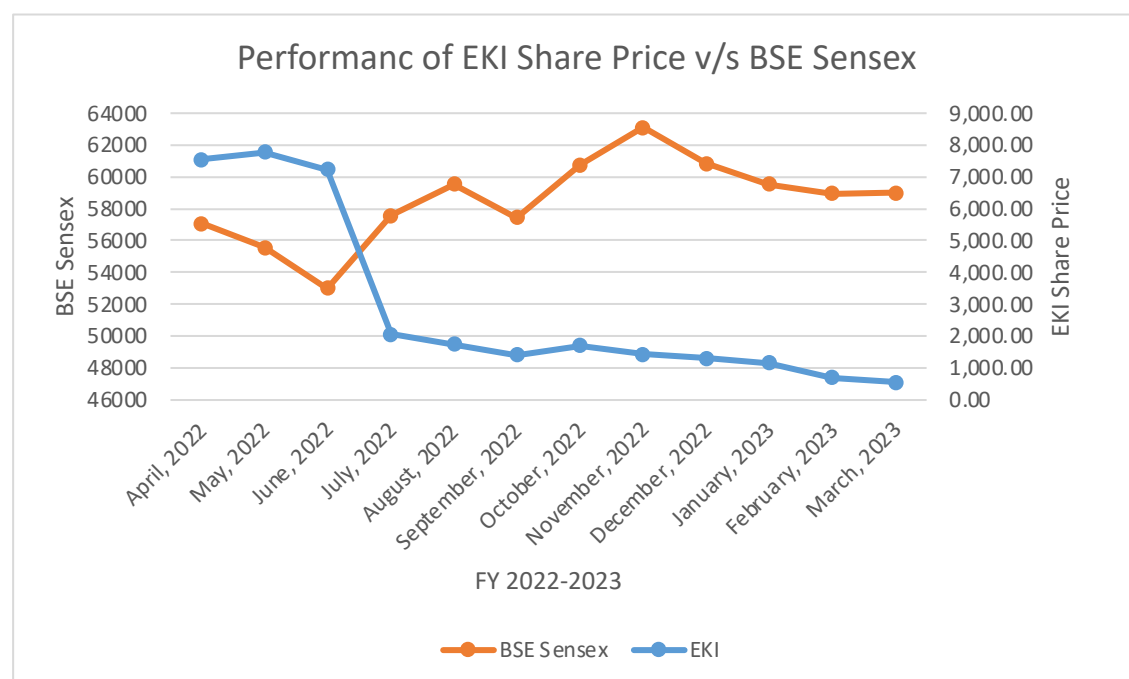
Financial Year	April 2022- March 2023
Dividend Payment Date	No Dividend has been proposed by Board of Director of the Company for the year
Listing of Securities on the Stock Exchanges & payment of listing fees.	BSE Ltd. (BSE) Phiroze Jeejeebhoy Towers, Dalal Street, Fort, Mumbai - 400 001 The Company has paid Annual listing fee for the year 2022-2023 within the stipulated time. Securities of the Company have not been suspended for trading at any point of time during the year.
Stock Code/Symbol	543284
ISIN Number	INE0CPR01018

b. Market Price Data

The monthly high and low quotation of shares at the BSE Ltd., Mumbai during the year ended March 31, 2023 are as under:

Month	High (in Rs.)	Low (in Rs.)
April, 2022	8750.00	7010.00
May, 2022	9,899.95	6,974.45
June, 2022	7,879.95	6,200.00
July, 2022	7,535.00	1,900.00
August, 2022	2,250.70	1,456.10
September, 2022	1,800.00	1,391.00
October, 2022	2,100.00	1,300.00
November, 2022	1,859.00	1,400.00
December, 2022	1,550.00	1,072.60
January, 2023	1,314.70	1,123.25
February, 2023	1,250.00	511.95
March, 2023	713.80	512.00

c. Performance of Company's Equity Share's price in comparison to BSE Sensex:



d. Distribution of Shareholdings as on March 31, 2023:

Distribution (Share)	No. of share holders	% of Shareholders	Total No. of Shares held	% of Total Capital
Upto 5,000	53327	99.83	3269452	11.88
5,001-10,000	31	0.06	221323	0.80
10,001 - 20,000	24	0.04	354992	1.29
20,001 - 30,000	10	0.02	255354	0.92
30,001 - 40,000	6	0.01	213056	0.77
40,001 - 50,000	3	0.01	125700	0.45
above 50,000	14	0.03	23071536	83.86
TOTAL	53415	100.00	27511413	100.00

e. Shareholding Pattern of the Company as on March 31, 2023:

S.No.	Particulars	No. of Shares	% of holding
(A)	Promoter and Promoter Group	0	0
	1. Indians	0	0
(a)	Individuals/Hindu Undivided Family	14140000	51.40
(b)	Central Government/State Government(s)	0	0
(c)	Financial Institutions/Banks	0	0
(d)	Any other (Specify) Directors or Director's Relatives	6060007	22.03
	Sub Total (A)(1)	20200007	73.42
	2. Foreign	0	0
(a)	Individuals (Non-Resident Individuals/Foreign Individuals)	0	0
(b)	Government	0	0
(c)	Institutions	0	0
(d)	Foreign Portfolio Investor	0	0
(e)	Any other (Specify)	0	0
	Sub-Total (A)(2)	0	0
	Total Shareholding of Promoter and Promoter Group (A)= (A)(1)+ (A)(2)	20200007	73.42
(B)	Public shareholding	0	0
	1. Institutions	0	0
(a)	Mutual Funds	0	0
(b)	Venture Capital funds	0	0
(c)	Alternate Investment Funds	0	0
(d)	Foreign Venture Capital Investors	0	0
(e)	Foreign Portfolio Investors	1289483	4.69
(f)	Financial Institutions/Banks	1193505	4.34

(g)	Insurance Companies	0	0
(i)	Provident Funds/Pension Funds	0	0
(j)	Any other (Specify)	0	0
	Sub-Total (B)(1)	2482988	9.01
	2. Central Government/State Government(s)/President of India	0	0
	Sub-Total (B)(2)	NIL	NIL
	3. non-institutions	0	0
	Individuals		
(a)	i. Individual Shareholders holding nominal share capital up to Rs. 2 Lakhs	3439179	12.50
(b)	ii. Individual Shareholders holding nominal share capital in excess of Rs. 2 Lakhs	897013	3.26
(c)	NBFCs registered with RBI	0	0
(d)	Employee Trusts	0	0
(e)	Overseas Depositories (Holding DRs)	0	0
(f)	Any other (Specify)		
	Bodies Corporate	203265	0.74
	NRI/OCB	169052	0.61
	Clearing Member	16918	0.06
	HUF	102778	0.37
	Trust	213	0.00
	Sub-Total (B)(3)	4828418	17.55
	Total Public Shareholding (B)=(B)(1) + (B)(2) +(B)(3)	7311406	26.58
(C)	(1) Custodians/DR Holder	0	0
	(2) Employee Benefit Trust (under SEBI (Share based Employee benefit Regulation, 2014)	0	0
	Total Non-Promoter-Non-Public Shareholding (C)=(C)(1) +(C)(2)	0	0
	Total(A)+(B)+(C)	27511413	100

f. Registrar and Share Transfer Agents of the Company:

BIGSHARE SERVICES PVT LTD. (SEBI REG NO INR INR000001385)
Office No. S6-2, 6th Floor,
Pinnacle Business Park, Next to Ahura Centre,
Mahakali Caves Road, Andheri (East) , Mumbai - 400093.
E-mail: info@bigshareonline.com

g. Share Transfer System:

The transfer of shares in physical form is not applicable on the Company, as the entire holding of the Company is in dematerialized format and in respect of shares held in dematerialized mode, the transfer take place instantly between the transferor and transferee at the depository participant(s) through which electronics

debit/credit of the accounts are involved. In compliance with the Listing Regulations, a Practicing Company Secretary carries out audit of the System of Transfer and a certificate to that effect is issued.

The Company obtains annual certificate from a Company Secretary in Practice to the effect that all certificates have been issued within the period of thirty days of the date of lodgement of the transfer, sub division, consolidation and renewal as required under Regulation 40(9) of Listing Regulations and files a copy of the said certificate with the concerned Stock Exchanges.

h. Dematerialization of Shares and Liquidity: details of shares under dematerialized and physical mode as on March 31, 2023 are as under:

Particulars	As on March 31, 2023	
	No. of Equity Shares	% Percentage
National Securities Depository Ltd. (NSDL)	33,58,290	12.21
Central Depository Services (India) Ltd. (CDSL)	2,41,53,123	87.79
Total Dematerialized	2,75,11,413	100
Physical	0	0
TOTAL	2,75,11,413	100

As stipulated by SEBI, a qualified Practicing Company Secretary carries out Secretarial Audit to reconcile the total admitted capital with National Securities Depository Limited (NSDL) and Central Depository Services (India) Limited (CDSL) and the total issued and listed capital. This audit is carried out every quarter and the report thereon is submitted to the Bombay Stock Exchange where the Company's shares are Listed, the audit confirms that the total Listed and Paid-up Capital is in agreement with the aggregate of the total number of shares in dematerialized form (held with NSDL and CDSL) and total number of shares in physical form.

i. Outstanding GDRs/ADRs/Warrants or any convertible instruments, conversion date and likely impact on equity as on March 31, 2023:

The Company has not issued GDRs/ ADRs as on March 31, 2023. Hence, the same is not applicable on the Company.

j. Disclosures with respect to demat suspense account/unclaimed suspense account: N.A.

k. Address for correspondence:

Corporate Office	Registered Office
903, B-1 9th Floor, NRK Business Park, Scheme 54 PU4, Indore -452010, M.P.	201, Plot No. 48., Scheme No. 78, Part-II, Vijay Nagar (Near Brilliant Convention Centre) Indore, MP-452010 In

l. Credit Rating

During the year under review, no credit rating was issued.

OTHER DISCLOSURES

Details of materially significant Related Party Transactions that may have a potential conflict with the interest of the Company at large

The Company's major related party transactions are generally with its subsidiaries and associates. The related party transactions are entered into based on considerations of various business exigencies, such as synergy in operations, sectoral specialization and the Company's long-term strategy for sectoral investments, optimization of market share, profitability, legal requirements, liquidity and capital resources of subsidiaries and associates

All the contracts / arrangements / transactions entered by the Company during the financial year with related parties were in its ordinary course of business and on an arm's length basis.

During the FY 2022-23, the Company had not entered into any contract / arrangement / transaction with related parties which could be considered material in accordance with the policy of the Company on Materiality of Related Party Transactions and on dealing with Related Party Transactions. The Company has made full disclosure of transactions with the related parties as set out in Note 35 of Standalone Financial Statement, forming part of the Annual Report.

The Company's Policy on Materiality of Related Party Transactions and on dealing with Related Party Transactions is available on the website of the Company.

Details of non-compliance by the Company, penalties, and strictures imposed on the Company by stock exchange or SEBI, or any statutory authority, on any matter related to capital markets, during the last three year

The Bombay Stock Exchange on November 21, 2022 has imposed a fine amounting to

Rs. 5,42,800/- for non-compliance with the provisions of Regulation 17(1)(b) of SEBI (Listing Obligations and Disclosure Requirements) Regulations, 2015 w.r.t composition of Board of Directors (lesser number of Independent Directors on its Board) for the quarter ended September 2022.

On February 21, 2023, The Bombay Stock Exchange has imposed a fine of Rs. 2,41,900/- for the company's non-compliance with the same regulation for the quarter ended December 2022. The Company has fulfilled its obligations by paying the imposed fines.

We want to reassure our stakeholders that our dedication to compliance with regulatory requirements is a top priority for us. While we faced penalties in the past, we have swiftly addressed and resolved these issues. Our unwavering commitment to upholding regulatory standards drives us to continually enhance our internal control systems to prevent any future occurrences.

Our core values revolve around transparency and accountability, and we remain dedicated to fostering open communication with our stakeholders. As a part of our strong commitment to sound corporate governance.

Vigil Mechanism / Whistle Blower Policy

EKIESL remains steadfast in its commitment to upholding the highest standards of morals and ethics in all aspects of its business operations. As part of our dedication to transparency and accountability, we have established a robust vigil mechanism that encourages employees to report any concerns related to the Company's accounting practices, internal controls, auditing matters, or any suspected incidents of fraud or violations of the Company's Code of Conduct.

We assure all employees that they will be protected against any victimization or retaliation for reporting concerns in good faith.

Details of compliance with mandatory requirements under SEBI (Listing Regulations & Disclosure Requirements), Regulations, 2015 and adoption of non-mandatory requirements

The Company has fully and adequately complied with all the mandatory requirements of the Listing Regulations.

Web link where policy for determining 'material' subsidiaries is disclosed

The Policy for determining Material Subsidiary Company can be accessed on Company's website at <https://enkingint.org/wp-content/uploads/2022/07/Material-Unlisted-Subsidiary-Policy.pdf> heading.

Web link where policy on dealing with Related Party Transactions is disclosed

The Board approved Policy on Related Party Transactions can be accessed on Company's website at <https://enkingint.org/investor-relations/>

Disclosure of commodity price risks, foreign exchange risk and commodity hedging activities

Commodity Price Risk and Commodity Hedging: The company is trading in a commodity which is traded over the counter and is not available for hedging across any platform. The company is therefore exposed to commodity price risks, which fluctuates considering the market dynamics, regulations etc. The pricing of our products is determined by the prevailing market prices, ensuring alignment with market dynamics.

Foreign Exchange Risk: The foreign exchange risk of the company is usually naturally hedged as the company has outlays of foreign exchanges along with receipts. Apart from this, the company has implemented a strong risk mitigation mechanism to minimize or eliminate any potential impact. To manage foreign exchange commitments, appropriate hedging strategies have been employed.

Details of utilization of funds raised through preferential allotment or qualified institutions placement as specified under Regulation 32 (7A) of Listing Regulations:

During the year, the Company has not raised any fund through preferential allotment or qualified institutions placement of Equity Shares.

Certificate from a Company Secretary in Practice that none of the Directors on the Board of the Company have been debarred or disqualified from being appointed or

continuing as Directors of the Company by the Board/ Ministry of Corporate Affairs or any such statutory authority

Certificate as required under Part C of Schedule V of Listing Regulations, received from

M/s Agrawal Mundra & Associates, Practicing Company Secretary, that none of the Directors on the Board of the Company have been debarred or disqualified from being appointed or continuing as Directors of the Company by the Securities and Exchange Board of India/Ministry of Corporate Affairs or any such statutory authority, was placed before the Board of Directors at their meeting held on September 23, 2023. The same is annexed to this report.

Where the Board had not accepted any recommendation of any Committee of the Board which is mandatorily required, in the relevant financial year, the same to be disclosed along with reasons thereof

There has been no such incidence where the Board has not accepted the recommendation of any of its Committee during the Year under review.

Total fees for all services paid by the listed entity and its subsidiaries, on a consolidated basis, to the statutory auditor and all entities in the network firm/network entity of which the statutory auditor is a part:

Details of total fees for all services paid or payable by the Company during the Financial Year 2022-23, to the Statutory Auditor and all entities in the network firm/network entity of which the statutory auditor is a part is as under:

- (i) Audit Fees: Rs. 27.5 Lakhs
- (ii) Tax Audit fees: NIL
- (iii) Fees for Other Services (including limited reviews): Rs. 10.23 Lakhs

Disclosures in relation to sexual harassment at work place

The disclosures in relation to the Sexual Harassment of Women at Workplace (Prevention, Prohibition and Redressal) Act, 2013 are given as under:

- a. Number of complaints filed during the financial year- Nil
- b. Number of complaints disposed of during the financial year- Nil
- c. Number of complaints pending as on end of the financial year- Nil

Disclosure of Loans and advances in the nature of loans to firms/companies in which directors are interested by name and amount.

As per section 185 of the Act, the board of directors of the Company convened a meeting on May 17, 2022. During the meeting, the board of directors granted approval to extend a loan amounting to INR 66,00,000 (Rupee Sixty-Six Lakhs Only) at interest rate of 7% p.a. to M/s Glofix Advisory Services Private Limited, a subsidiary company, of the Company in which Directors of the Company are interested

on such terms and condition as mentioned below:

Maximum Loan Amount	Rs. 66,00,000/-
Interest Rate	7% p.a.
Repayment Schedule	Payable on demand

Details of material subsidiaries:

During the year under review, M/s GHG Reduction Technologies Private Limited, Subsidiary of the Company identified as material subsidiary, incorporated on January 06, 2022. M/s Prakash G Pathak and Company, Chartered Accountant (FRN : 126975W), appointed as statutory auditor of the subsidiary Company, in the Annual General Meeting of the subsidiary company held on September 26, 2022.

NON-COMPLIANCE OF ANY REQUIREMENT OF CORPORATE GOVERNANCE REPORT OF SUB PARAS (2) TO (10) ABOVE, WITH REASONS THEREOF SHALL BE DISCLOSED

The Company is fully compliant with all the requirements of Corporate Governance Report as stated in sub paras (2) to (10) of Schedule V of Listing Regulations.

DISCLOSURE OF THE EXTENT TO WHICH THE DISCRETIONARY REQUIREMENTS AS SPECIFIED IN PART E OF SCHEDULE II HAVE BEEN ADOPTED

The Board

The Chairman of the Company is of Executive category, hence the requirement of maintaining a Chairman's office at the Company's expense, reimbursement of expenses incurred in performance of his duties does not apply.

Shareholder Rights

Quarterly/Half-yearly/Annual Financial results are published in newspapers and uploaded on Company's website to be accessible by Shareholders.

Modified opinion(s) in audit report

During the year under review, M/s Dassani and Associates, Joint Statutory Auditors of the Company had issued audit report with qualified opinion. A Statement of Impact of Audit Qualification as per SEBI circular annexure to this report.

Separate posts of Chairperson and the Managing Director or the Chief Executive Officer

Place: **Indore**
Date: **23.09.2023**

During the year under review, the Company does not have separate individuals serving as the Chairperson and Managing Director or CEO. Instead, the roles are combined, and a single individual holds both positions concurrently. This combined role ensures streamlined decision-making processes and allows for efficient communication within our organization.

Reporting of Internal Auditor

M/s Protiviti India Member Private Limited are the Internal Auditors of the Company. The Internal Auditors have direct access to the Audit Committee and Internal Auditors presents their audit observations to the Audit Committee of Board.

DISCLOSURES OF THE COMPLIANCE WITH CORPORATE GOVERNANCE REQUIREMENTS SPECIFIED IN REGULATION 17 TO 27 AND CLAUSES (b) to (i) and (t) OF SUB-REGULATION (2) OF REGULATION 46

The Company has complied with all the requirements of Corporate Governance as follows:-

- Regulations 17 to 27
- Clauses (b) to (i) and (t) of sub-regulation (2) of Regulation 46 and Para C, D and E of Schedule

COMPLIANCE CERTIFICATE FROM EITHER THE AUDITORS OR PRACTICING COMPANY SECRETARIES REGARDING COMPLIANCE OF CONDITIONS OF CORPORATE GOVERNANCE

Compliance certificate as required under Schedule V, Part E of the Listing Regulations, regarding compliance of conditions of Corporate Governance forms part of this Report.

DECLARATION SIGNED BY THE MANGING DIRECTOR STATING THAT THE MEMBERS OF BOARD OF DIRECTORS AND SENIOR MANAGEMENT PERSONNEL HAVE AFFIRMED COMPLIANCE WITH THE CODE OF CONDUCT OF BOARD OF DIRECTORS AND SENIOR MANAGEMENT:

I, hereby confirm and declare that in term of Regulation 26(3) of Listing Regulations all the board members and senior management of the Company have affirmed compliance with the "Code of Conduct for the Board of Directors and the Senior Management Personnel" for the financial year 2022-23.

on behalf of Board of Director

Mr. Manish Kumar Dabkara
Chairman and Managing Director

**CERTIFICATE OF PRACTICING COMPANY SECRETARY ON
CORPORATE GOVERNANCE**

To
The Members of
EKI ENERGY SERVICES LIMITED
CIN: L74200MP2011PLC025904
201, Plot No. 48, Scheme No. 78, Part-II, Vijay Nagar
(Near Brilliant Convention Centre)
Indore - 452010, Madhya Pradesh, India

We have examined the compliance of conditions of Corporate Governance by EKI Energy Services Limited ("the Company"), for the financial year ended on March 31, 2023, as stipulated in Regulation 17 to 27 and clauses (b) to (i) of sub regulation (2) of Regulation 46 and para C, D and E of Schedule V of the SEBI (Listing Obligations and Disclosure Requirements) Regulations, 2015.

The compliance of conditions of Corporate Governance is the responsibility of the management. Our examination was limited to procedure and implementation thereof, adopted by the Company for ensuring the compliance of the conditions of the Corporate Governance. It is neither an audit nor an expression of opinion on the financial statements of the Company.

In our opinion and to the best of our information and according to the explanations as given to us, the Company migrated from BSE SME platform to the BSE Main Board w.e.f. 04.07.2022, we certify that the Company, to the extent applicable, has complied with the conditions of Corporate Governance as stipulated in Regulation 17 to 27 and clauses (b) to (i) of sub regulation (2) of Regulation 46 and para C, D and E of Schedule V of the SEBI (Listing Obligations and Disclosure Requirements) Regulations, 2015.

We state that in respect of investor's grievance received during the year ended March 31 2023, the Registrar and Transfer Agent of the Company have certified that as at March 31, 2023, there were no investors' grievances remaining unattended / pending to the satisfaction of the investor.

We further state that such compliance is neither an assurance as to the future viability of the Company nor the efficiency or effectiveness with which the management has conducted the affairs of the Company

For Ruchi Joshi & Co.
Practicing Company Secretaries

Ruchi Joshi Meratia (Proprietor)
CP No: 14971
FCS: 8570
PR No: 2025/2022
UDIN: F008570E001071335

Place : **Indore**
Date : **23.09. 2023**

CERTIFICATE OF NON-DISQUALIFICATION OF DIRECTORS

(Pursuant to Regulation 34(3) and Schedule V Para C clause (10)(i) of the SEBI (Listing Obligations and Disclosure Requirements) Regulations, 2015)

To,
The Members
EKI ENERGY SERVICES LIMITED
201, Plot No. 48., Scheme No. 78,
Part-II, Vijay Nagar (Near Brilliant Convention Centre)
Indore, MP-452010 IN
CIN: L74200MP2011PLC025904

We have examined the relevant registers, records, forms, returns and disclosures received from the Directors of EKI Energy Services Limited having CIN:L74200MP2011PLC025904 and having registered office at 201, Plot No. 48, Scheme No. 78, Part-II, Vijay Nagar (Near Brilliant Convention Centre), Indore, M.P - 452010 IN (hereinafter referred to as 'the Company'), produced before us by the Company for the purpose of issuing this Certificate, in accordance with Regulation 34(3) read with Schedule V Para-C Sub clause 10(i) of the Securities Exchange Board of India (Listing Obligations and Disclosure Requirements) Regulations, 2015.

In our opinion and to the best of our information and according to the verifications (including Directors Identification Number (DIN) status at the portal www.mca.gov.in) as considered necessary and explanations furnished to us by the Company & its officers, We hereby certify that none of the Directors on the Board of the Company as stated below for the Financial Year ending on 31st March, 2023 have been debarred or disqualified from being appointed or continuing as Directors of Companies by the Securities and Exchange Board of India, Ministry of Corporate Affairs, or any such other Statutory Authority.

Sr. No.	Name of Director	DIN	Date of appointment in the Company*
1.	Manish Kumar Dabkara	03496566	03/05/2011
2.	Naveen Sharma	07351558	27/11/2015
3.	Sonali Sheikh	08219665	10/09/2018
4.	Astha Pareek	09659754	01/07/2022
5.	Ritesh Gupta	00223343	05/11/2020
6.	Burhanuddin Ali Husain Maksi Wala	08326766	05/11/2020

*The date of appointment is as per the MCA Portal.

Ensuring the eligibility for the appointment / continuity of every Director on the Board is the responsibility of the management of the Company. Our responsibility is to express an opinion on these based on our verification. This certificate is neither an assurance as to the future viability of the Company nor of the efficiency or effectiveness with which the management has conducted the affairs of the Company.

For, **Agrawal Mundra & Associates**
Company Secretaries
(ICSI Unique Code P2019MP077600)

Aditya Agrawal
Partner
CP No.: 22030
M. No.: A57913
UDIN : A057913E001050564

Place : **Indore**
Date : **September 21, 2023**
PR : **1483/2021**

Management Discussion and Analysis Report

MACROECONOMIC DISCUSSION

OVERVIEW OF GLOBAL ECONOMY

The global economic outlook is uncertain amid financial sector turmoil, high inflation, ongoing effects of Russia and Ukraine war, and COVID-19 pandemic.

The International Monetary Fund predicts the growth to fall from 3.4 percent in 2022 to 2.8 percent in 2023, before settling at 3.0 percent in 2024. Advanced economies are expected to see an especially pronounced growth slowdown, from 2.7 percent in 2022 to 1.3 percent in 2023. In a plausible alternative scenario with further financial sector stress, global growth declines to about 2.5 percent in 2023 with advanced economy growth falling below 1 percent. Global headline inflation in the baseline is set to fall from 8.7 percent in 2022 to 7.0 percent in 2023 on the back of lower commodity prices but underlying (core) inflation is likely to decline more slowly. Inflation's return to target is unlikely before 2025 in most cases.

As of the current state of the global economy, several key trends and challenges can be observed. Inflationary pressures have become a prominent concern. Many countries have witnessed a surge in consumer prices, driven by a combination of factors. Supply chain disruptions, commodity price increases, and pent-up demand are contributing to higher inflation rates. Central banks face the delicate task of managing these inflationary pressures while ensuring that monetary policy supports economic growth. There is a debate over whether these inflationary pressures are transitory or more persistent, which adds to the uncertainty surrounding the global economic outlook. The Indian economy is displaying remarkable resilience amidst the ongoing global slowdown, as it continues to forge ahead with robust growth in its core sectors.

Sustainability and climate change have gained prominence. The urgency to address climate change has prompted an increased focus on sustainable development and green initiatives. Countries are adopting policies and targets to reduce greenhouse gas emissions and transition towards renewable energy sources. The private sector is also recognizing the importance of sustainable practices and environmental, social, and governance (ESG) considerations. Sustainable finance and investments in green technologies are growing areas of interest.

In summary, the global economy is in a phase of recovery and transition. While there are positive signs of growth and resilience, challenges such as uneven recovery, inflationary pressures, labor market transformations, trade disruptions, and sustainability imperatives persist. Policymakers, businesses, and individuals need to navigate these dynamics and adopt strategies that foster inclusive, sustainable, and resilient economic systems.

INDIAN ECONOMY OVERVIEW

According to a recent report by Morgan Stanley, India is on track to become the world's third largest economy by 2027, surpassing Japan and Germany, and have the third largest stock market by 2030. With an average gross domestic product (GDP) growth of 5.5% over the past decade, India has solidified its position as the world's fastest-growing economy. Now, three significant megatrends—global offshoring, digitalization, and energy transition—are poised to pave the way for unparalleled economic expansion in this populous nation of over 1 billion people. Starting from 2023, India is set to join an elite group of only three economies worldwide capable of generating annual economic output growth surpassing \$400 billion. Furthermore, this figure is projected to rise even higher, exceeding \$500 billion after the year 2028.

Since the advent of the Internet, companies worldwide have been outsourcing services like software development, customer service, and business process outsourcing to India. However, recent trends such as tighter global labor markets and the rise of distributed work models are reinvigorating the notion of India as the global back office. Additionally, with corporate tax reductions, investment incentives, and increased infrastructure spending, India is well positioned to become the factory hub for the world, attracting significant capital investments in manufacturing. India has the potential to witness a notable rise in the manufacturing sector's contribution to its GDP. The current share of manufacturing in India's GDP stands at 15.6%, but it is projected to reach 21% by 2031. This growth trajectory is expected to have a significant impact on India's export market share, potentially doubling it in the process.

Further, the report highlights that Indian consumers are anticipated to experience a boost in disposable income. Over the next decade, India's income distribution is expected to undergo a significant transformation, leading to a substantial increase in overall consumption within the country. It is projected that consumption could more than double from \$2 trillion in 2022 to \$4.9 trillion by the end of the decade. This growth will primarily benefit non-grocery retail sectors, including apparel and accessories, leisure and recreation, household goods, and various other categories.

The Indian government has also undertaken several reforms to boost the economy. It has implemented structural reforms in areas such as agriculture, labor, and taxation. The focus on digitalization and ease of doing business has also continued. India's foreign exchange reserves stood at \$601.453 billion as of August 4, 2023. Notably, on July 14, 2023, the value was \$609.02 billion, marking a 15-month high. The Indian forex reserves consist of foreign currency assets, gold, special drawing rights, and the International Monetary Fund (IMF) reserve position. As pointed out

by economists, adequate forex reserves not only help countries fight or overcome economic instability, but they also help maintain the stability of the domestic currency.

Further, latest data on the country's inflation based on Consumer Price Index (CPI) and Consumer Food Price Index (CFPI) from the Ministry of Statistics and Programme Implementation (MoSPI) shows that India's inflation is better managed than most countries around the world.

However, the government could find it challenging to meet the fiscal deficit target of 4.5% of GDP in 2025-26, as predicted by Fitch Ratings. The government's budget gap, which hit a high of 9.5% of GDP in 2020/21 as the COVID-19 pandemic brought the economy to a halt, has narrowed since but remains well above the medium-term goal of 4.5% by 2025/26.

The Indian government's emphasis on infrastructure development, digital initiatives, and manufacturing has created investment opportunities. The "Make in India" campaign, aimed at promoting domestic manufacturing, and various sector-specific policies have attracted foreign direct investment (FDI). Sectors such as renewable energy, technology, and healthcare have seen significant investments.

2022: A YEAR OF GLOBAL CLIMATE ACTION

2022 was a year marked by significant climate change action and awareness on a global scale. Governments, organizations, and individuals around the world intensified their efforts to address the urgent challenges posed by climate change. Countries stepped up their climate commitments in 2022, building on the momentum from the COP26 conference in 2021 and sustaining the same throughout and after COP27 in 2022. Major emitters have reinforced their net-zero emissions targets and outlined concrete plans to achieve them. This heightened ambition showcases a collective recognition of the need to limit global warming and pursue sustainable development.

The transition to clean and renewable energy gained significant traction in 2022. The year witnessed a surge in renewable energy installations, with solar and wind power leading the way. Governments and businesses around the world made substantial investments in renewable energy infrastructure and initiated policies to accelerate the decarbonization of their energy sectors. This shift marks a crucial step toward reducing greenhouse gas emissions and achieving a sustainable energy future.

Businesses played a pivotal role in addressing climate change in 2022. Many corporations embraced sustainability as a core principle, recognizing the long-term risks associated with climate change and the importance of transitioning to low-carbon business models. Companies committed to ambitious emissions reduction targets, implemented renewable energy solutions, and incorporated climate considerations into their supply chains. Sustainable business practices gained further prominence and were prioritized by investors and consumers alike.

Global collaborations and partnerships to combat climate change were fortified in 2022. Countries, organizations,

and stakeholders worked together to drive climate action and enhance cooperation. Initiatives such as the Paris Agreement, the Race to Zero, and the Global Methane Pledge expanded their memberships and mobilized collective efforts. International platforms and forums provided avenues for sharing best practices, exchanging knowledge, and fostering collaboration to address the global climate challenge collectively.

Recognizing the importance of adaptation, efforts to build climate resilience gained momentum in 2022. Governments and communities focused on enhancing their capacity to withstand climate-related risks, including extreme weather events, rising sea levels, and changing agricultural conditions. Investments in climate-resilient infrastructure, improved disaster response systems, and nature-based solutions were prioritized to protect vulnerable populations and ecosystems.

Climate activism, particularly led by young people, continued to shape the global discourse in 2022. Youth movements, climate strikes, and advocacy campaigns captured public attention and generated pressure on decision-makers to take bolder climate action. The demand for systemic change and climate justice resonated across communities, influencing policies, elections, and corporate practices.

Financial institutions and governments increasingly recognized the importance of climate finance in addressing climate change. In 2022, there was a surge in sustainable investments, green bonds, and funding mechanisms dedicated to climate-related projects. Public and private sector entities committed substantial resources to support climate mitigation, adaptation, and resilience-building efforts in developing countries.

In summary, 2022 witnessed an unprecedented surge in climate change action, characterized by enhanced global commitments, renewable energy expansion, increased corporate sustainability, strengthened collaborations, resilience measures, youth activism, and climate finance mobilization. The collective determination and intensified efforts in this pivotal year highlighted the world's growing recognition of the urgent need to address climate change and work towards a more sustainable future.

Though there has been significant progress in global climate action, we still need drastic and urgent action to reduce greenhouse gas emissions significantly. This involves transitioning to renewable energy sources, phasing out fossil fuels, improving energy efficiency, and promoting sustainable transportation and land-use practices. Rapid emission reductions are crucial to mitigate the worst impacts of climate change and achieve the long-term goals outlined in international agreements like the Paris Agreement. The impacts of climate change are already being felt, and delaying action will only exacerbate the challenges we face. By acting decisively, we can mitigate the worst effects of climate change, protect vulnerable communities and ecosystems, and create a sustainable future for all. The time for action is now.

CLIMATE ACTION IN INDIA

Climate action in India is gaining significant momentum. The Indian government, civil society, and various stakeholders have recognized the urgent need to address climate change and are taking proactive steps to mitigate its impacts.

India has witnessed a remarkable growth in renewable energy installations in recent years. The country has set ambitious targets to increase its renewable energy capacity, with a particular focus on solar and wind power. The government has implemented policies and initiatives to promote renewable energy, including the International Solar Alliance and the Green Energy Corridors project. India has become one of the world's largest renewable energy markets, attracting substantial investments and fostering innovation in the sector.

To reach its 500 GW renewable energy generation target by 2030, the government vigorously promoted the deployment of renewable energy, development of manufacturing and supply security within the country, and the construction of energy storage facilities in 2022. Similarly, the transportation and industrial sector has been supported with policies and programmes to boost end-use electrification, bio-energy, energy efficiency and low-carbon manufacturing.

Energy efficiency is a critical component of India's climate action agenda. The government has implemented various programs and regulations to improve energy efficiency across industries, buildings, and appliances. Initiatives such as the Perform, Achieve, and Trade scheme, the Energy Conservation Building Code, and the UJALA scheme (LED bulb distribution program) have contributed to reducing energy consumption and greenhouse gas emissions.

India is also focusing on promoting electric mobility as a means to reduce carbon emissions in the transportation sector. The government has launched schemes and incentives to encourage the adoption of electric vehicles (EVs) and set a target of achieving 30% EV penetration by 2030. This includes measures such as subsidies for EVs, setting up charging infrastructure, and promoting domestic manufacturing of EVs and batteries.

India recognizes the importance of sustainable agriculture and forestry in climate change mitigation. Initiatives such as the Pradhan Mantri Krishi Sinchayee Yojana (irrigation scheme), Soil Health Card scheme, and agro-forestry programs aim to promote climate-resilient and sustainable farming practices. The government is also implementing measures to increase forest cover, enhance afforestation efforts, and reduce deforestation. Given its vulnerability to climate change impacts, India has been focusing on enhancing climate resilience and adaptation measures. The National Action Plan on Climate Change includes adaptation

strategies in sectors such as water resources, agriculture, coastal zones, and Himalayan ecosystems.

Efforts are being made to strengthen early warning systems, improve disaster management capabilities, and build climate-resilient infrastructure.

The Union Budget 2023 also made several key declarations related to Green Growth and Energy Transition. One noteworthy announcement is the establishment of regulations for the Green Credit Program, which will be governed by the Environmental Protection Act. This move will incentivize the distribution of additional resources and environmentally sustainable & responsive actions by companies, individuals and local bodies; provide fiscal incentives; and support the Government of India's LiFE program, promoting a pro-planet, pro-people way of life. The government's efforts in supporting all aspects of green growth, including the National Green Hydrogen Mission, funding for battery storage and pumped storage, alternative fertilizers, replacement of polluting vehicles, and integration of renewable energy from Ladakh into the grid, are commendable and will aid in boosting the country's green growth. The budget proposes innovative policies and programs with sufficient budgetary allocations, aimed at advancing India's sustainability goals. With capital inflow and support from the government in the form of regulations and initiatives such as the GOBARdhan Schemes for waste management and recycling, support for Natural Framings, Mangrove Initiatives, Micro Fertilizers Manufacturing and Distribution Network, and exemptions on customs duties for green mobility, the future looks promising and sustainable.

THE ADVENT OF THE INDIAN CARBON MARKET

The Energy Conservation (Amendment) Act 2022 was passed by the upper house, Rajya Sabha in December 2022 enabling the act to be in place. It was passed by the Lok Sabha in June 2022. The amended act gives space for regulators to form the regulation policy as well as the policy framework to set up India's national emission trading system. It will revolutionize the Indian carbon credit market by unlocking new market potentials and opening new opportunities for Indian buyers/sellers of carbon credits. Once the national emission trading system is in place, it will merge the present form of energy efficiency trading and renewable energy trading and there will be an authorized agency that will be entitled to issue carbon credit certificates, which would be allowed to be traded by every compliant and registered entity a single entity that will be entitled to trade the carbon credit certificates. The Amendment Act empowers any other person, other than the designated consumer, to purchase a carbon credit certificate on a voluntary basis.

Further, Green Credit Programme is a key focus area of the Government. The programme aligns with the vision for 'Lifestyle for Environment (LiFE)', 'Panchamrit' and net-zero carbon emissions by 2070. It aims to encourage behavioural change and incentivise environmental services and ecosystem services across different sectors and activities that support LiFE. The green credit programme is a unique initiative of the Government of

India. Once developed and established, it will prove to be a crucial approach in advancing a country's sustainable goals and facilitating energy transition.

The Government of India recently finalized activities to be considered for trading of carbon credits under Article 6.2 mechanism to facilitate transfer of emerging technologies and mobilise international finance in India. Here's a list of the activities finalized to be considered for trading of carbon credits under bilateral/cooperative approaches under Article 6.2 mechanism.

1. GHG Mitigation Activities including renewable energy with storage (only stored component), solar thermal power, off-shore wind, green hydrogen, compressed bio-gas, emerging mobility solutions like fuel cells, high end technology for energy efficiency, sustainable aviation fuel, best available technologies for process improvement in hard to abate sectors, tidal energy, ocean thermal energy, ocean salt gradient energy, ocean wave energy & ocean current energy, and high voltage direct current transmission in conjunction with the renewable energy projects
2. Alternate Materials including green ammonia
3. Removal Activities including carbon capture utilization and storage

It's great to see how India is inching closer to its climate goals (Nationally Determined Contributions or NDCs) and demonstrating a strong commitment to achieving them by 2030, well ahead of schedule as well as taking actions to fulfill its commitment to achieving net-zero by 2070 and its five-fold strategy, "Panchamitra's", proposed by Prime Minister Narendra Modi at COP26 which includes:

- India will take its non-fossil energy capacity to 500 gigawatts by 2030
- India will reduce its carbon emission by one billion tonnes by 2030
- India will meet 50 percent of its energy requirements with renewable sources by 2030
- India will reduce its carbon emission intensity by 45 percent by 2030 over 2005 levels
- India will achieve net-zero by 2070

To achieve these climate goals, rapid and drastic actions towards decarbonization of country's development momentum is required. While much of the necessary reduction can be achieved by modifying operating practices, carbon credits / offsets form one of the important pillars of abatement efforts to achieve net-zero emissions. A robust and effective carbon credits market would make it easier for companies to locate trustworthy sources of carbon credits, benefiting both buyers and sellers and, ultimately, supporting progress toward a low-carbon future. It is a valuable tool and a long-term solution for hard-to-abate emissions and sectors.

IMPORTANCE OF NATIONAL EMISSIONS TRADING SYSTEM

Carbon markets, also known as emissions trading systems or cap-and-trade systems, are mechanisms that allow the buying and selling of carbon credits. These credits

represent a reduction in greenhouse gas emissions, and they can be traded between entities to help achieve emission reduction targets.

Establishing a carbon market can have several advantages for a country like India. A carbon market provides economic incentives for businesses and industries to reduce their carbon emissions. By creating a market for carbon credits, entities that reduce their emissions below a certain level can sell their excess credits to those who have not met their emission targets. This incentivizes emission reductions and encourages the adoption of cleaner technologies and practices.

Carbon markets offer a cost-effective approach to achieving emission reduction targets. Instead of relying solely on regulatory measures or direct government interventions, a market-based system allows for flexibility and encourages innovation. It provides a mechanism for the most efficient and economically viable emission reduction activities to take place, thereby minimizing the overall cost of achieving climate goals.

A well-functioning carbon market can attract domestic and international investments in clean technologies and low-carbon projects. The availability of a carbon market signals that there is a demand for emission reductions, creating opportunities for businesses and investors to participate in the transition to a low-carbon economy. This can drive innovation, create green jobs, and contribute to sustainable economic growth. Establishing a carbon market aligns with global efforts to combat climate change. It allows countries to participate in international carbon trading, fostering cooperation and collaboration between nations. It provides a platform for countries to share experiences, technologies, and best practices, further enhancing their climate mitigation efforts.

EVOLUTION OF GLOBAL CARBON MARKET

Carbon markets have evolved over the years as key policy instruments to address climate change and reduce greenhouse gas emissions.

By the late 1980s, there was growing global concern that acid precipitation was damaging forests and aquatic ecosystems. This was a result of sulfur dioxide and nitrogen oxides (NOx) reacting in the atmosphere to form sulfuric and nitric acids. In response to this, the U.S. launched a grand experiment in market-based environmental policy as the country established the path-breaking SO2 allowance trading program.

While the concept of cap-and-trade is now quite popular, in 1990 this approach to regulating the environment was quite novel. A few years after the launch, the approach had come to be seen as both innovative and successful. It led to a series of policy innovations not only in the United States but also, globally to address the threat of global climate change.

The concept of carbon markets emerged in the 1990s with the implementation of the United Nations Framework Convention on Climate Change (UNFCCC)

and its Kyoto Protocol. The Kyoto Protocol introduced the Clean Development Mechanism (CDM) and Joint Implementation (JI) as market-based mechanisms to promote emission reduction projects in developing and transitioning countries.

One of the most significant milestones in the evolution of carbon markets was the establishment of European Union Emissions Trading Scheme (EU ETS) in 2005. It was the first large-scale international carbon market, covering various sectors and greenhouse gases within the European Union. The EU ETS created a market for trading emission allowances and became a model for subsequent carbon market designs. In addition to the EU ETS, several other countries and regions have implemented their own carbon markets. Examples include the Regional Greenhouse Gas Initiative (RGGI) in the northeastern United States, the California Cap-and-Trade Program, and the New Zealand Emissions Trading Scheme. These regional and national carbon markets have aimed to establish emissions reduction targets, allocate allowances, and facilitate the trading of carbon credits.

Alongside regional and national initiatives, international market mechanisms have continued to evolve. The Paris Agreement, adopted in 2015, introduced provisions for countries to cooperate through internationally transferred mitigation outcomes (ITMOs). The Agreement also encouraged the development of a new market mechanism to support emission reductions and sustainable development. Several countries have introduced pilot carbon markets or initiatives to explore market-based approaches. China launched its national ETS in 2017, which has become the world's largest carbon market in terms of emissions coverage. Other countries, such as South Korea, Canada, and Japan, have also implemented or are in the process of implementing their own carbon markets.

In recent years, voluntary carbon markets have gained momentum. These markets allow organisations, individuals, and businesses to voluntarily offset their emissions by purchasing carbon credits from projects that reduce or remove greenhouse gas emissions. Voluntary markets provide additional opportunities for emission reductions and allow entities to demonstrate environmental responsibility beyond regulatory requirements.

The market for carbon credits purchased voluntarily is important for other reasons. It has become a mainstream tool for driving finance to climate action activities or projects that reduce greenhouse gas emissions. These projects can have additional benefits such as pollution prevention, biodiversity protection, public-health improvements, amongst others. Over time, the voluntary carbon markets have evolved into a robust and effective means to tackle climate change.

There are different standards of carbon credit within the voluntary carbon market such as Gold Standard, Verified Carbon Standards, Clean Development Mechanism and Global Carbon Council, amongst other international standards.

It's important to note that the design and effectiveness of carbon markets vary across regions and countries. Challenges such as ensuring environmental integrity, preventing market manipulation, ensuring verifiable and quality credit supply and addressing social equity considerations continue to be important considerations in the evolution of carbon markets.

CURRENT STATE OF THE CARBON MARKET & PROSPECT

The carbon credits market is undergoing a transformative phase, with 2022 being a pivotal year marked by a significant upsurge in the entire carbon market, including compliance and voluntary sectors. This surge reflects the global commitment to combat climate change and achieve sustainability goals.

The voluntary carbon credit sector has experienced exponential growth, gaining traction among forward-thinking investors and companies aiming to reduce their carbon footprints. Projections suggest a five fold expansion by 2030, as revealed by The Voluntary Carbon Markets Report by BCG and Shell. This trajectory envisions a future where voluntary carbon credits play a pivotal role in promoting environmental stewardship and transitioning to a low-carbon economy, with estimated values ranging from \$10 billion to \$40 billion by 2030.

However, this positive momentum faces challenges. From late 2020, the carbon market surged due to the COVID-19 pandemic's emphasis on sustainability. As lockdowns eased, emissions rose, leading to a demand for carbon offsets. But in early 2022, geopolitical turmoil disrupted Europe's energy security, shifting focus towards fuel security and reducing demand for carbon offsets.

The market also witnessed consolidation, driven partly by integrity concerns and scrutiny of projects and buyers. Governments introduced regulations to maximize local benefits from carbon offsets. Uncertainty, declining demand, and pricing issues emerged, compounded by economic downturns and evolving regulations. Stakeholders must address integrity, regulation, and communication to restore confidence in the market.

Despite significant disruptions and an 80% price correction from December 2021 levels, optimism remains for a positive trajectory in the next 8-12 months. In the coming year, 2024/25, we anticipate a resurgence of prosperity in our industry. This revival hinges on several critical factors falling into place. First and foremost, we eagerly await clear and comprehensive guidelines from VCM regarding buyer ratings, providing a solid foundation for trust and transparency in the market. Simultaneously, we anticipate guidance from ICVCM concerning the quality of credits, which will serve as a cornerstone for the credibility and effectiveness of carbon credits.

Furthermore, the upcoming COP28 summit holds the promise of delivering clear directives for Article 6 of the Paris Agreement, paving the way for more robust and standardized carbon offset trading. To sustain this revival, stable and supportive policies at the national level, where projects are located, are essential. These policies will ensure compliance and facilitate voluntary carbon market activities, ultimately unlocking the industry's immense potential. This resurgence is a beacon of hope after the industry saw its value shrink significantly in 2023.

The carbon market's resilience, historical recovery from adversity, and the ongoing commitment of governments, industries, and investors to emissions reduction and sustainability bolster confidence in its eventual recovery.

In the midst of these difficulties, our primary concentration remains unwavering in strengthening openness, perfecting approaches, and amplifying the trustworthiness of carbon offset undertakings. The very bedrock of the carbon marketplace is established upon the necessity to address climate change, and this fundamental principle persists in propelling our combined endeavors to manage the present intricacies. Envisioning more positive times on the horizon, we anticipate a revived carbon market that consistently plays a substantial role in the global journey towards a more environmentally sustainable tomorrow.

Overall, the evolution of carbon markets reflects the growing recognition of the importance of market-based mechanisms in driving emission reductions and transitioning to a low-carbon economy. These markets play a significant role in incentivizing emission reductions, promoting sustainable development, and fostering international cooperation in the fight against climate change.

OPPORTUNITIES

1. A PROMISING FUTURE OF CARBON MARKET

Global climate action is in full swing and countries across the globe are committing to turn the 2020s into a decade of significant climate action, which means a drastic and rapid reduction in GHG emissions is requisite. While the adoption of new technologies and energy sources can help control emissions, a significant reduction is only possible through carbon credits. According to Reuters, the value of traded global markets for carbon dioxide (CO2) permits reached a record 909 billion USD, as published by Refinitiv, an American-British global provider of financial market data and infrastructure. The value of the markets rose by 14% as compared to the value in the previous year.

In the past year, significant announcements were made by renowned entities such as Volkswagen, Banco Sabadell, Ben & Jerry, Adani Green, and many others, showcasing their engagement with the carbon market. Forecasting the precise timing and magnitude of the surge in demand for carbon credits is challenging, as most companies have not disclosed their anticipated credit requirements or the expected timeline for their purchases.

The combined Scope 1-3 emissions of the 54 Global

Fortune 500 companies committed to achieving net-zero emissions by 2050 or earlier currently amount to approximately 2.5 gigatonnes of CO2 equivalent per year. This constitutes roughly 7% of the global annual emissions in 2019.

To meet their objectives, these companies will need to collectively reduce or offset 2.5 gigatonnes of CO2 equivalent annually by 2050 or earlier, depending on their specific target deadlines. Carbon credits are likely to play a pivotal role in enabling these companies to expedite their journey towards neutrality.

Amid prevailing upheaval within the carbon market, there's a visible sense of promise for what lies ahead. While the current turbulence stems from a convergence of multifaceted global factors, it's crucial to recognize this as a transient phase. Anticipating a brighter trajectory, our focus remains steadfastly fixed on the encouraging horizons that await us.

2. INCREASED CORPORATE AND SOCIAL AWARENESS

The future of carbon markets appears promising due to increasing social and corporate awareness about climate change. There is a heightened global awareness of the urgent need to address climate change. Citizens, communities, and organizations are increasingly recognizing the risks and impacts associated with rising greenhouse gas emissions. This heightened awareness is driving demand for action and creating a favorable environment for the development and expansion of carbon markets.

Many companies are voluntarily committing to ambitious sustainability goals, including carbon neutrality or net-zero emissions. These commitments often require companies to reduce their own emissions and offset any remaining emissions through carbon credits or investments in emission reduction projects. Such corporate initiatives are driving the demand for carbon credits, stimulating the growth of carbon markets.

Further, investors are recognizing the financial and environmental risks associated with climate change. They are increasingly integrating environmental, social, and governance (ESG) considerations into their investment strategies. Carbon markets offer an avenue for investment in emission reduction projects and carbon credits, providing financial returns alongside environmental impact.

3. INDIAN CARBON MARKET

The Government of India (GoI) has been proactive when it comes to strengthening climate action and transitioning towards green and sustainable growth of the country. GoI is presently working on operationalizing the Indian Carbon Market (ICM), as being provisioned under the Energy Conservation Act, Amendment 2022. We will soon have National Cap & Trade Emission Trading System [obligated market] and Offset Market for non-obligated voluntary project developers which will be activated through Carbon Credit Trading Scheme (CCTS), thanks to Government

initiatives. The government of India has also notified its priority sectors and activities for Article 6.2, sovereign trade among other interested countries towards meeting their NDC targets. The basic premise of the Carbon Market globally is to achieve the emission reduction targets at least cost basis; and India being one of the largest suppliers of carbon offsets globally, is well poised to develop and utilize its strength to enable green / carbon finance flow towards its sustainable development agenda.

4. BOOST TO GLOBAL SOUTH (PUSHING AGRICULTURE FORWARD)

Agriculture plays a significant role in the economies of developing countries, particularly in the Global South. Agronomy is responsible for a large part of greenhouse gas emissions, especially through activities like livestock raising and fertilizer application, which includes rice farming. Nevertheless, sustainable land management techniques, such as agroforestry, conservation agriculture, and improved livestock care, can transform agriculture into an essential tool for carbon sequestration.

In agricultural areas employing agro-forestry systems, trees offer several advantages. They facilitate carbon sequestration by promoting photosynthesis, enriching the soil, and conserving biodiversity. Additionally, agro-forestry practices enable farmers to generate extra income by creating and selling carbon credits. Companies can purchase these carbon credits from the market to offset their own emissions. Moreover,

other practices like conservation agriculture, water-efficient irrigation, and enhanced livestock management can also yield carbon credits, in addition to agro-forestry.

Carbon markets would play a crucial role in mobilizing capital for projects in the Global South, where there is substantial potential for cost-effective, nature-based emissions reduction initiatives.

EKI IN THE YEAR GONE BY

The year 2022 witnessed a remarkable commitment to climate planning. Our dedication to creating a more sustainable world remained unwavering as we diligently pursued targeted initiatives for climate action, firmly emphasizing the goal of building a greener planet.

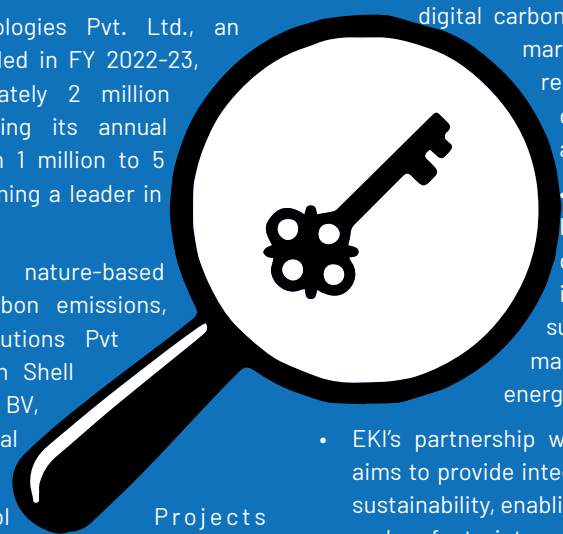
We began the year by unveiling our new brand positioning with a new identity including logo, mission and vision in addition to a target to mobilize 1 billion carbon credits by 2027. We also pledged to become net-zero by 2030 to fast-track India's stride toward net-zero by 2070.

As we forge ahead, our position as a global leader in carbon markets has grown stronger. We persistently engage with businesses worldwide, inviting them to join us in taking meaningful climate action. Central to our mission is the education of our customers about the significance of climate and carbon footprints. We invest considerable time and effort into enlightening businesses about their role in contributing to the well-being of our planet and society as a whole. Our ultimate aim is to align with global climate goals and inspire a sense of responsibility towards nature and the broader community.

KEY HIGHLIGHTS:

- GHG Reductions Technologies Pvt. Ltd., an EKI subsidiary, has excelled in FY 2022-23, manufacturing approximately 2 million cookstoves and expanding its annual production capacity from 1 million to 5 million cookstoves, becoming a leader in the biomass category.
- EKI actively embraced nature-based solutions to reduce carbon emissions, with Amrut Nature Solutions Pvt Ltd, a joint venture with Shell Overseas Investments BV, to advance environmental sustainability.
- EKI has formed ClimaCool Projects and EduTech Limited in collaboration with First Source Energy India Private Limited to establish a climate edtech and climate finance marketplace, emphasizing support for India's climate change industry.
- EKI has a Charter of Collaboration with DNV to promote the voluntary carbon market ecosystem, enhancing credibility in the Indian Emission trading ecosystem as part of the Energy Conservation Bill 2022.

- EKI has signed an MOU with Inclusive Energy Ltd for digital carbon MRV in the voluntary carbon market, strengthening monitoring, reporting, and verification of climate change mitigation activities in the biogas market.
- EKI is a market leader offering comprehensive carbon market solutions, including consultancy, advisory support for carbon asset management, and renewable energy certifications and attributes.
- EKI's partnership with WOCE Solutions Pvt. Ltd. aims to provide integrated technology solutions for sustainability, enabling IT/IoT-enabled digitization of carbon footprint measurement, tracking, reduction, and offsetting.
- Delhi-based WOCE Solutions Pvt. Ltd. is a startup that assists organisations in making the usually complex concept of capturing carbon footprints understandable to the public. WOCE also began offering app-based services in June 2022, to assist businesses and people in measuring, managing, and reducing their carbon footprint.



As we propel our company to new heights, our paramount objective revolves around creating a safer planet. In pursuit of this goal, we prioritize the well-being of the community, our employees, and our esteemed customers. We firmly believe that our collective efforts will contribute significantly to bringing the world closer to a prosperous future.

Looking ahead, we are committed to steering the planet towards achieving net-zero emissions and actively pursuing our vision of constructing a greener tomorrow. With unwavering determination, we are fully prepared for another remarkable year that lies ahead of us.

KEY DEVELOPMENTS IMPACTING THE COMPANY'S FINANCIAL STANDING

1. The company has made significant changes to its audit setup. The decision to replace M/s Walker Chandio & Co. LLP, Chartered Accountant (FRN: 001076N/N500013) ("WCC"), the Statutory Auditors, was taken in a board meeting on July 13, 2023. The company then applied to the regional director's office on July 14, 2023, to remove the previous auditor, which is now being reviewed. Official confirmation is awaited.

The proposal to disengage WCC was put forth to shareholders during 1st Extraordinary General Meeting in August 2023 which received strong support, underlining shareholders' endorsement of this

strategic change.

2. Another noteworthy update, aligning with our dedication to top-tier financial reporting, occurred this year. In a recent board meeting, the proposal emerged to appoint M/s Dassani & Associates, Chartered Accountant (FRN: 009096C), as the Joint Statutory Auditor of the Company. At the subsequent 2nd Extraordinary General Meeting, shareholders voted on this appointment. The response was resounding, with the majority of shareholders expressing trust in our new audit partner. This year's strategic developments underline our growth commitment. These choices reflect our agile strategy and set the stage for long-term success and enhanced market credibility.
3. M/s Walker Chandio & Co. LLP ("WCC") sent a notice to the company's audit committee on July 10, 2023, as per the Companies Act, 2013. The audit committee looked into the concerns raised by WCC in their letter dated July 10, 2023, and followed appropriate procedures to examine the points mentioned. After a thorough review, both the audit committee and the board confirmed that there were no violations of corporate laws and regulations within the company. They also determined that the financial statements for the financial year 2022-23 were not affected financially due to this.

Sr. No.	Date	Event	Detailed instance
1.	December 07, 2023	Appointment of M/s Walker Chandio & Co. LLP	The shareholders of the Company at the Extra-Ordinary General Meeting appointed M/s Walker Chandio & Co. LLP ("WCC"), Chartered Accountants as Statutory Auditor of the Company to conduct audit for the year ended March 31, 2023 and such other audit/review/certification/work as may be required and/or deemed expedient.
2.	May 26, 2023	Intimation for delay in dissemination of results	The company had filed an intimation before the Stock Exchange intimating that WCC was appointed during quarter 3 of financial year 2022-23 and since they will be conducting and issuing the audit report for the entire financial year, they are required to conduct a re-audit for the first two quarters. Consequently, this necessitated additional time to complete the audit process.
3.	June 29, 2023	Audit Committee Meeting	Meeting of Audit Committee held to consider and evaluate instance for delay in disclosure of financial results of the Company for the year ended March 31, 2023. The Audit Committee analysed the circumstances and instructed the MD and CFO of the Company to submit and internal report on progress made in audit till date.
4.	July 05, 2023	Audit Committee Meeting	CFO presented the internal report as instructed in the AC meeting dated June 29, 2023, to the audit committee along with the list of documents shared with WCC As required under extant regulation, AC has given an opportunity of being heard to WCC, which has presented a detailed presentation on various aspects before the audit committee. Considering the presentations made by CFO and WCC, Audit Committee recommended to BOD to take action under section 140 of the CA 2013

5.	July 05, 2023	Board Meeting	Audit Committee recommended the board to remove WCC from office of statutory auditor, wherein WCC also made their presentation before the board of directors. After evaluating the circumstances, presentation made by WCC and recommendation of the audit committee, Board decided to adjourn the meeting to evaluate the matter in detail to take informed decision. Board has also requested the management to withhold sharing of information with WCC for the purpose of audit till further course of action.
6.	July 07, 2023	Communication to WCC	Basis the instruction of the Board of Director, it was communicated to WCC, that the management has withholding the information till further course of action suggested by BOD
7.	July 13, 2023	Adjourned Board Meeting	The Board further evaluated the matter and reason which leads to the delay in audit of financials of the Company for the period ended March 31, 2023 and again gave an opportunity of being heard to the auditor, basis on that the board considered the recommendation of the audit committee and approved removal of WCC as statutory auditor of the Company
8.	July 14, 2023	Filing of ADT-2	Subsequent to the approval of the Board of Director, the Company has filed application for removal of auditor with the Hon'ble Regional Director under ADT-2, which is under subjudice.

CHALLENGES :

Since the carbon market is an evolving market, the challenges are typical for any developing initiative. The company's operations and financial conditions can be affected by the following business risks and uncertainties:

- Change in regulations of carbon markets and trading rules
- Change in carbon credit market dynamics
- Dependency on the carbon credits trading business
- Trading in carbon credits exposure to counter parties
- Inability to maintain regular carbon credit order flow
- Adverse fluctuations in foreign exchange rates
- Dependence on promoter and key managerial personnel
- Ensuring credibility and quality of carbon credits to investors
- Regular changes in quality management standards, environmental laws and regulations related to GHG emission
- Adverse financial condition of EKIESL's clients or global economy

- Developments in macroeconomic factors
- Changes in laws and regulations in end customer industries
- Competition from new players given nascency of carbon credit market and low barriers to entry
- Limited natural hedging avenues to foreign exposures
- Limited pricing data for the accurate valuation of carbon credits
- Lack of existing consensus global framework to ensure carbon credit quality given their heterogeneity

Over the past few years, we have diligently enhanced our business operations, bolstering our resilience against potential challenges. Our proactive efforts have significantly reduced vulnerability, reinforcing our capacity to thrive in a dynamic environment. However, it's important to acknowledge that, while we have made substantial progress, certain challenges may still exert a limited impact on our performance. Embracing these realities, our forward-looking strategy empowers us to proactively address any obstacles, ensuring that we maintain our trajectory of growth and innovation while upholding our commitment to excellence.

OUTLOOK

1. RENEWED INTERVENTION

In an era of heightened environmental awareness, our company is poised to impact the carbon market landscape significantly. Our visionary business outlook focuses on revitalizing the carbon offset and credit sector through innovative interventions. A

key element of this strategy involves implementing a comprehensive screening process for carbon offsets, underpinned by integrity ratings. By rigorously evaluating the credibility of offset projects and credits entering the market, we aim to instill a newfound sense of trust and confidence among buyers and financial institutions alike. This approach not only ensures the

legitimacy of carbon transactions but also fosters transparency in a previously opaque market.

Further, we have strategically positioned ourselves to mitigate risks associated with sole reliance on carbon credits. Our visionary approach involves diversifying across various sectors such as Briquette and Pellet production, Biochar and Biogas ventures, CNG and Green Hydrogen initiatives, alongside expansion into power trading and eco-friendly household devices. This comprehensive strategy not only ensures reduced business vulnerability but also underscores our commitment to holistic emission reduction through innovative backward integration.

2. CARBON OFFSET DEVELOPMENT METHODOLOGIES

Embracing the dynamic landscape of carbon markets, our company's business outlook entails a robust agenda aimed at fortifying the foundation of carbon offset development methodologies. Central to this vision is the strategic incorporation of Digital Monitoring, Verification, and Reporting (DMVR) mechanisms. By seamlessly integrating cutting-edge technology into the verification process, we are set to elevate the credibility of carbon offset initiatives. This pivotal move ensures that real emission reductions are accurately tracked and authenticated, eradicating skepticism and bolstering market assurance. Our commitment to refining and aligning methodologies with digital precision not only enhances the trust of stakeholders but also amplifies the credibility of the Carbon Market as a whole.

3. FINANCING THE TRANSITION TO A SUSTAINABLE FUTURE

As Global Stocktake and IPCC's Carbon Budget assessment underscores the glaring disparity between climate action announcements and actual implementation, our company's business outlook gains profound significance. This disconcerting gap emphasizes the urgent need for immediate and substantial emission reductions. In response, the role of emission markets becomes paramount. By facilitating the financial underpinning of this transition, these markets emerge as pivotal catalysts for change. Our forward-looking strategy thus aligns seamlessly with this imperative, positioning us to not only drive market growth but also accelerate the transition towards a sustainable future by channeling crucial funds into effective emission reduction endeavors.

4. INCORPORATING ENVIRONMENTAL ATTRIBUTES INTO MAINSTREAM DEVELOPMENT

The integration of carbon costs into mainstream investment decisions via Environmental Social Governance (ESG) scores is a pivotal juncture in our company's business outlook. This watershed moment signifies the normalization of carbon valuation, marking a significant stride towards incorporating environmental attributes into mainstream development. This shift not only acknowledges the true cost of carbon but also amplifies the influence

of the Carbon Market. Our strategic trajectory aligns seamlessly with this evolution, positioning us to capitalize on this momentum and extend the reach of the Carbon Market. By embracing this paradigm shift, we are poised to harness market dynamics and foster an environment where sustainability is intrinsic to every investment choice.

5. EXPONENTIAL PATHWAY FOR CARBON MARKET

In the initial phase, the market is expected to be engrossed in cross-border standardization and system alignment. However, this preparatory groundwork is the catalyst for the imminent exponential growth projected in the short to medium term. Anticipating this trajectory, our business outlook is primed for strategic positioning. Envisioning a moderate projection, we foresee the market's value surging to a quarter trillion dollars by 2030. This prediction is rooted in the transformational potential of our sector, driving sustainability at a global scale. Our approach embraces the challenges of standardization and sets the stage for capitalizing on the dynamic and burgeoning Carbon Market of tomorrow.

CARBON MARKET AT AN INFLECTION POINT

Under the 2015 Paris Agreement, nearly 200 countries endorsed the global objective of limiting the increase in average temperatures to 2.0 degrees Celsius above preindustrial levels, with an ideal target of 1.5 degrees. Achieving the 1.5-degree target requires reducing global greenhouse gas emissions by 50 percent of current levels by 2030, ultimately reaching net zero by 2050. The recent deliberation of Global Stocktake at UNFCCC, shows the NDCs as been committed by various countries is only been able to address half of the emission reduction targets, and renewed and urgent actions to enhance the ambitions is necessary. This drastic reduction of global human induced GHGs emissions cannot be achieved without effective handholding of business sectors. And a robust and vibrant carbon market is the ebst route to engage businesses in global decarbonization journey.

However, for some companies, reducing emissions using today's technologies is expensive, although these costs may decrease over time. Moreover, certain sources of emissions cannot be eliminated in some businesses. Due to these limitations, the pathway to reducing emissions to meet the 1.5-degree warming target necessitates the concept of "negative emissions," achieved by removing greenhouse gases from the atmosphere.

To achieve the sustainability goals outlined in the 2015 Paris Climate Accords and various national and corporate targets, Morgan Stanley Research estimates that the world must remove at least 1 gigaton of carbon dioxide per year by 2030, based on an analysis of data from the Network for Greening the Financial System. However, the potential for avoidance or reduction credits could reach up to 10 gigatons per year.

Given the anticipated demand for carbon credits resulting

from global efforts to reduce greenhouse gas emissions, it is evident that the world will require a voluntary carbon market that is large, transparent, verifiable, and environmentally robust.

The voluntary carbon offsets market is projected to grow from approximately \$2 billion in 2022 to about \$50 billion in 2030, with further growth to around \$250 billion by 2050.

The Taskforce on Scaling Voluntary Carbon Markets (TSVCM) has identified six areas across the carbon-credit value chain where action can support the scaling up of the voluntary carbon market:

- Creating shared principles for defining and verifying carbon credits.
- Developing contracts with standardized terms.
- Establishing trading and post-trade infrastructure.
- Creating consensus on the proper use of carbon credits.
- Implementing mechanisms to safeguard the market's integrity.
- Transmitting clear signals of demand.

CHANGING MIX OF CARBON CREDITS AND PROJECTS

A greater focus on ecosystems, as exemplified by the COP27 decision and the COP15 biodiversity summit, is expected to stimulate the growth of a market for biodiversity credits. New standards for nature-based solutions, such as those by the Science Based Targets Network (SBTN) and the Taskforce on Nature-related Financial Disclosures (TNFD), are set to launch in 2023. In addition to these, existing nature-focused public and private funds (e.g., the Global EbA Fund by the UN Environment Programme or the Bezos Earth Fund) and the expansion of business coalitions with a strong biodiversity focus (e.g., The Natural Climate Solutions Alliance or One Planet Business for Biodiversity) all indicate an increased emphasis on high-quality nature-based solutions in the near-term future.

However, after 2030, technology-based carbon removal is expected to outpace nature-based measures. Most well-established net-zero models rely on technology-based removal, with projections of removing over 5 gigatons of carbon dioxide per year by 2050.

Technology-based offset projects include deploying new renewable technologies, preventing or capturing methane leaks from fossil fuel production, mining, landfills, or livestock, replacing wood-burning stoves with clean cookstoves, capturing carbon dioxide directly from the air, and permanently storing captured carbon underground.

At present, projects that focus on avoiding or reducing atmospheric emissions of carbon dioxide make up nearly 80% of the offsets market. Buyers of these offsets receive credit for preventing future emissions, such as protecting forests or choosing renewable energy over fossil fuels.

Removal credits, which account for 5% of the market, are based on projects that directly extract carbon dioxide from the atmosphere, such as tree planting for carbon sequestration or technology-based methods for capturing carbon directly from industrial processes and fossil fuel-powered stations. The remaining 15% of offsets represent a mix of avoidance/reduction and removal projects.

While removal projects are expected to become more important in the long term, supply scaling and cost hurdles currently limit their availability. Avoidance and reduction credits will continue to bridge the gap until the transition is complete.

Several governments in the coming years are likely to introduce legislation for their country's carbon markets to promote sustainability. For instance, the Government of India introduced the Energy Conservation (Amendment) Act, 2022, paving the way for India's carbon credit markets. Several governments and regulatory bodies have shown interest in regulating VCMs (Voluntary Carbon Markets) to provide much-needed clarity.

The US Commodity Futures Trading Commission (CFTC) convened discussions on these markets and solicited public input on climate-related financial risks in derivatives and commodities markets. The UK Climate Change Committee (CCC), a statutory body advising the UK government on climate change, has urged governments to guide and regulate the market. Additionally, the International Organization of Securities Commissions (IOSCO), an international association of financial markets regulators, launched a public consultation on key considerations for enhancing the resilience and integrity of VCMs.

In the short to medium term, we anticipate increased regulatory involvement and oversight in VCMs. If implemented effectively, this could establish the necessary guardrails to build trust and promote scaling. Apart from governments, organizations such as the Voluntary Carbon Markets Integrity Initiative (VCMI), The Integrity Council for the Voluntary Carbon Market (IC-VCM), and the Science Based Targets Initiative (SBTi) are all working in parallel to provide clarity and guidance for both supply and demand-side market participants.

SEGMENT - WISE OR PRODUCT - WISE PERFORMANCE

The Company is into the business of climate change & sustainability advisory and carbon offsetting, along with business excellence services. The Board of Directors of the Company have identified the Managing Director as being the chief operating decision maker (CODM), evaluates the Company performance, allocate resources based on the analysis of the various performance indicators of the Company. As per the requirements of Ind AS 108 - "Operating Segments", the company has two reportable segments as under:

- Trading & Other Segment: where the carbon credits are purchased from various vendors and are sold to customers as well as manufacturing and allied activities are undertaken.
- Generation Segment: where the carbon credits are issued from the projects implemented, developed and owned by the company.

The revenue of both these segments are earned majorly from sale of carbon credits, however the decision of CODM is derived separately in both these segments considering the variable outcomes of the respective segments.

Details of the reportable Operating Segments of the company and the identifiable items of Generation Segment is as under:

Particulars	Trading & Other Segment	Generation Segment	Trading & Other Segment	Generation Segment	Total	Total
	31 March 2023	31 March 2023	31 March 2022	31 March 2022	31 March 2023	31 March 2022
Segment Assets	80,023.18	8,810.05	55,791.86	405.02	88,833.23	56,196.88
- Intangible Assets		314.58		-		
- Intangible Assets Under Development		8,494.62		392.22		
- Inventories		0.05		-		
- Trade Receivables		0.79		-		
- Other Current Assets		-		11.80		
Segment Liabilities	34,249.13	438.96	15,228.69	-	34,688.09	15,228.69
- Trade Payables	-	438.96		-		
Segment Revenue	125,597.57	3,047.08	180,011.77	-	128,644.65	180,011.77
- Sale of products - Carbon credits		3,047.08		-		
Segment Expenses	113,222.38	148.29	128,602.31	-	113,371.67	128,602.31
Depreciation	-	78.64		-		
Project Registration, Verification, Validation, Issuance and DOE expenses	-	70.65		-		

The above details are segregated basis identifiable items of generation segment. Other items of assets, liabilities, income and expenses are either for trading & other segment or are unallocable.

Analysis of Company's revenues (excluding other income) based on the geography

Particulars	For the year ended	
	31 March 2023	31 March 2022
- Domestic	9,486.65	2,221.58
- Exports	119,158.00	177,790.19
Total	128,644.65	180,011.77

Analysis of Company's non-current assets (other than financial instruments and deferred tax assets) based on geography

Particulars	As at	
	31 March 2023	31 March 2022
- In India	17,851.06	3,303.42
- Outside India	563.89	-
Total	18,414.95	3,303.42

RISK AND CONCERN

The global carbon market plays a pivotal role in addressing climate change by incentivizing carbon emissions reductions and promoting the transition to

a low-carbon economy. However, as with any complex system, there are inherent risks and concerns associated with the carbon market that must be acknowledged and addressed. This statement aims to outline some of the key risks and concerns within the carbon market.

Particulars	Risk	Mitigation
Price Volatility	One of the primary concerns in the carbon market is the potential for significant price volatility. Carbon credit prices can fluctuate based on various factors, including policy changes, economic conditions, and shifts in demand and supply. Such volatility can create uncertainty for investors and hinder long-term planning for emissions reduction projects.	<ul style="list-style-type: none"> Diversify investment portfolios to include a mix of carbon credits and other climate-related assets to spread risk. Advocate for long-term contracts or agreements to provide price stability for emissions reduction projects. Develop financial instruments, such as futures or options, to hedge against price fluctuations in the carbon market
Market Integrity	Ensuring the integrity of the carbon market is essential. Concerns related to market manipulation, fraud, and the legitimacy of carbon credits have been raised. Instances of fraudulent carbon credits entering the market can undermine confidence in the system and hinder genuine efforts to reduce emissions.	<ul style="list-style-type: none"> Implement robust verification and auditing processes for carbon credits to ensure their authenticity. Establish clear and enforceable penalties for fraudulent activities in the carbon market. Promote transparency and information sharing among market participants to detect irregularities.
Regulatory and Policy Risks	The carbon market heavily relies on government policies and regulations. Changes in these policies, including alterations to emissions targets, cap-and-trade mechanisms, or the introduction of new carbon pricing mechanisms, can significantly impact the market's stability and effectiveness.	<ul style="list-style-type: none"> Engage in proactive dialogue with governments and regulatory bodies to provide input on policy development. Diversify investments across regions and compliance regimes to mitigate the impact of regulatory changes in one jurisdiction. Advocate for stable, long-term policies that provide certainty for market participants.
Lack of Global Consistency	The carbon market operates with various standards and regulatory frameworks worldwide. The lack of a unified global carbon pricing mechanism can lead to market fragmentation and complexity, potentially hindering international cooperation in combating climate change.	<ul style="list-style-type: none"> Support international efforts to harmonize carbon market standards and regulations. Encourage the development of bilateral or regional agreements that align with global emissions reduction goals. Collaborate with organizations that work towards standardization and coordination in the carbon market.
Additionality and Double Counting	Ensuring that emission reduction projects funded through the carbon market deliver real and additional reductions is crucial. Concerns have been raised about the adequacy of the additionality criteria and the potential for double counting emissions reductions, where the same reductions are claimed by multiple parties, leading to an overestimation of the market's impact.	<ul style="list-style-type: none"> Strengthen additionality criteria through robust project assessment methodologies. Implement rigorous monitoring and reporting systems to prevent double counting. Encourage the use of third-party verification to enhance the credibility of emissions reduction claims.
Social and Environmental Concerns	Some argue that the carbon market may inadvertently lead to environmental and social problems, such as land-use changes that prioritize carbon sequestration over biodiversity, or the displacement of vulnerable communities due to emissions reduction projects.	<ul style="list-style-type: none"> Prioritize sustainable and socially responsible emissions reduction projects that consider biodiversity and community well-being. Engage with local communities and stakeholders to ensure their interests are taken into account in project planning and implementation. Promote the use of best practices and guidelines for emissions reduction projects that address environmental and social issues.

Particulars	Risk	Mitigation
Long-Term Viability	The carbon market's long-term viability depends on achieving global emissions reduction targets. If these targets are not met, there is a risk that the carbon market may become obsolete, rendering investments and commitments made within it less effective.	<ul style="list-style-type: none"> Advocate for ambitious and enforceable global emissions reduction targets to secure the long-term relevance of the carbon market. Continuously assess and adapt emissions reduction strategies to align with evolving climate goals. Explore opportunities to link the carbon market with other sustainability initiatives to reinforce its impact.
Technological Risks	The success of the carbon market relies on the availability and scalability of emissions reduction technologies. If promising technologies fail to materialize or face unexpected setbacks, the market's ability to drive emissions reductions may be compromised.	<ul style="list-style-type: none"> Diversify investments across a range of emissions reduction technologies to spread risk. Support research and development efforts to advance emerging technologies and ensure their scalability. Foster collaboration between technology developers, investors, and governments to address technological challenges collectively.

INTERNAL CONTROL SYSTEM

The Company has established a robust internal control system that serves multiple purposes, including ensuring the accuracy of financial reporting, the efficiency of business operations, compliance with policies and procedures, protection of assets, and the optimal use of resources. We have implemented mechanisms for ongoing review and monitoring to ensure the effectiveness and adequacy of these control systems.

Our accounting practices align with the Indian Accounting Standards specified under Section 133 of the Act, as per the Companies (Indian Accounting Standard) Rules, 2015.

To assess the adequacy and effectiveness of our internal controls, we engage external auditing firms to conduct Internal Audits. The findings from these audits are actively scrutinized by the Audit Committee, and corrective actions are taken as needed. Additionally, the Board of Directors periodically reviews the Internal Audit Reports. Importantly, there were no significant weaknesses identified in the design or operation of our controls during the year.

Our Standalone and Consolidated Financial Statements are subject to quarterly reviews by our Statutory Auditors

to maintain transparency and accountability.

MATERIAL DEVELOPMENT IN HUMAN RESOURCES/ INDUSTRIAL RELATION FRONT

EKIESL recognizes that its workforce stands as its most invaluable asset and is integral to its success. Embracing an employee-centric philosophy, the company is dedicated to creating a secure and inspiring workplace environment that enhances productivity. EKIESL invests in its employees by enhancing their skills, honing their expertise, and nurturing their leadership capabilities. In pursuit of this goal, the company offers tailored learning and development programs. EKIESL places great importance on the diversity of its workforce and aims to fortify its corporate abilities accordingly.

The management at EKIESL places a strong emphasis on teamwork and fosters a self-motivated work environment to drive the comprehensive growth of its employees. To further strengthen its human capital and attract, nurture, and reward exceptional talent, EKIESL has crafted human resource policies focused on cultivating a positive work atmosphere.

As of March 31, 2023, EKIESL had a workforce of 232 permanent employees.

KEY FINANCIAL RATIOS & DETAILS OF SIGNIFICANT CHANGES

Ratio	2023	2022	% change (increase/decrease)	Explanation in case change is more than 25% as compared to previous year
Debtors Turnover (In times)	14.97	24.65	-39.27%	1. Financial year 2021-22 was an exceptional year for the company as the prices for carbon credits vis-à-vis demand for the credits increased substantially. The company held its leadership position in the market and capitalized on the opportunities during the FY 2021-22. Owing to substantial increase in the values as at the end of FY 2021-22 as compared to as at the end of FY 2020-21, the ratios stands disrupted as the calculations were made on year end figures whereas the resources were increased only gradually during the year.
Inventory Turnover (In times)	5.01	18.37	-72.73%	
Interest Coverage Ratio (In times)	23.41	646.36	-96.38%	

Current Ratio (In times)	5.20	3.51	48.15%	2. During the FY 2022-23, owing to various reasons as stated by the company in its investor presentation the overall business of the company slowed-down during the second half of the year. The broad reasons for such slow-down are low pricing of environmental commodity, impact due to international geopolitical turmoil, high interest rate, inflation, regulatory changes, Media trial of green house mitigation projects, rating of project etc.
Debt Equity Ratio (In times)	0.12	0.00	100.00%	
Operating Profit Margin (%)	28.57	36.83	-22.43%	
Net Profit Margin (%)	10	30	-66.67%	
Return on Capital Employed (%)	27	126	-78.57%	
Return on Net Worth (%)	30.16	126.13	-76.09%	
				3. The profit margins of the company has also shrunked owing to unstable market and industry of carbon credit business. The overall business and industry of the company is at nascent stage and accordingly the ratios of the company may vary year on year and not depict the correct trend analysis.



Business Responsibility & Sustainability Report

SECTION A: GENERAL DISCLOSURES

I. DETAILS OF THE LISTED ENTITY

- 1. Corporate Identity Number (CIN) of the Listed Entity**
- L74200MP2011PLC025904
- 2. Name of the Listed Entity**
- EKI Energy Services Limited
- 3. Year of incorporation**
- 2011
- 4. Registered office address**
- 201, Plot 48, Scheme No. 78, Part II, Vijay Nagar, Indore 452010
- 5. Corporate address**
- 903, B-19th Floor, NRK Business Park, Scheme No. 54 PU 4, Indore 452010, Madhya Pradesh
- 6. E-mail**
- business@enkingint.org
- 7. Telephone**
- 0731 42 89 086

8. Website

- <https://enkingint.org/>

9. Financial year for which reporting is being done

- 2022-23

10. Name of the Stock Exchange(s) where shares are listed

- BSE Listed, Public Limited Company

11. Paid-up Capital

- Rs. 27,51,14,000/-

12. Name and contact details (telephone, email address) of the person who may be contacted in case of any queries on the BRSR report

- Name: Ms. Itisha Sahu
- Designation: Company Secretary and Compliance Officer
- E-mail: cs@enkingint.org
- Phone No.: 0731 42 89 086

13. Reporting boundary

Disclosures made in this report are on a standalone basis

II. PRODUCTS/SERVICES

14. Details of business activities (accounting for 90% of the turnover):

Sr. No.	Description of Main Activity	Description of Business Activity	% of Turnover of the entity
1	Professional, Scientific and Technical Services	Other Professional, Scientific and Technical Services	100

15. Products/Services sold by the entity (accounting for 90% of the entity's Turnover):

Sr. No.	Product/Service	NIC Code	% of total Turnover contributed
1	Other Professional, Scientific and Technical Activities.	74909	100

III. OPERATIONS

16. Number of locations where plants and/or operations/offices of the entity are situated:

Location	No. of Plants	No. of Offices	Total
National	Nil	The Company has 3 Offices	
International		The Company has 2 offices in Turkey and Switzerland.	

17. Markets served by the entity:

a. Number of locations

Location	Number
National (No. of States)	The Company has offices in 3 States.
International (No. of Countries)	The Company provides services across the world. During the year ended March 31, 2023, the Company had customers in about more than 40 countries across the world.

- b. What is the contribution of exports as a percentage of the total turnover of the entity?
- During FY2023, the company earned about 95.42% of revenue from outside India.
- c. A brief on types of customers

EKI is a company offering a wide range of services in Climate solutions and Sustainability all over the world. The Company has client base of 3500+ , which includes government and private sector organizations.

IV. EMPLOYEES

18. Details as at the end of Financial Year:

- a. Employees and workers (including differently abled):

Sr. No.	Particulars	Table (A)	Male		Female	
			No. (B)	% (B/A)	No. (C)	% (C/A)
EMPLOYEES						
1.	Permanent (D)	203	145	71.4	58	28.6
2.	Other than Permanent (E)	0	0	0	0	0
3.	Total Employees (D+E)	203	145	71.4	58	28.6
WORKERS						
4.	Permanent (F)	0	0	0	0	0
5.	Other than Permanent (G)	0	0	0	0	0
6.	Total workers (F+G)	0	0	0	0	0

- b. Differently abled Employees and workers:

Sr. No.	Particulars	Table (A)	Male		Female	
			No. (B)	% (B/A)	No. (C)	% (C/A)
DIFFERENTLY ABLED EMPLOYEES						
1.	Permanent (D)	0	0	0	0	0
2.	Other than Permanent (E)	0	0	0	0	0
3.	Total differently abled employees (D + E)	0	0	0	0	0
DIFFERENTLY ABLED WORKERS						
4.	Permanent (F)	0	0	0	0	0
5.	Other than Permanent (G)	0	0	0	0	0
6.	Total differently abled workers (F + G)	0	0	0	0	0

19. Participation/Inclusion/Representation of women

	Total (A)	No. and percentage of Females	
		No. (B)	% (B/A)
Board of Directors	6	2	30
Key Management Personnel	2	1	50

* Key Management Personnel refers to the Managing Director and Chief Executive Officer, Whole-time Director, Chief Financial Officer and Company Secretary as defined under Section 203(1) of the Companies Act, 2013.

20. Turnover rate for permanent employees and workers

(Disclose trends for the past 3 years)

	FY 22-23 (Turnover rate in current FY)			FY 21-22 (Turnover rate in current FY)			FY20-21 (Turnover rate in the year prior to the previous FY)		
	Male	Female	Total	Male	Female	Total	Male	Female	Total
Permanent Employees	29	41	33	22	16	20.5	0	6	2
Permanent Workers	0	0	0	0	0	0	0	0	0

V. HOLDING, SUBSIDIARY AND ASSOCIATE COMPANIES (INCLUDING JOINT VENTURES)

21. (a) Names of holding / subsidiary / associate companies / joint ventures

Sr. No.	Name of the holding / subsidiary / associate companies / joint ventures (A)	Indicate whether holding/ Subsidiary/ Associate/ Joint Venture	% of shares held by listed entity	Does the entity indicated at column A, participate in the Business Responsibility initiatives of the listed entity? (Yes/No)
1	Glofix Advisory Services Private Limited	Subsidiary Company	51	No
2	GHG Reduction Technologies Private Limited	Subsidiary Company	59.88	No
3	Amrut Nature Solutions Private Limited	Subsidiary Company	51	No
4	EnKing International Foundation	Wholly Owned Subsidiary Company	100	No
5	EnKing International PTE LTD	Wholly Owned Subsidiary Company	100	No
6	EKI One Community Projects Pvt Ltd	Wholly Owned Subsidiary Company	100	No
7	EKI Two Community Projects Pvt Ltd	Wholly Owned Subsidiary Company	100	No
8	EKI Power Trading Private Limited (Formally known as EKI Three Community Projects Pvt Ltd)	Wholly Owned Subsidiary Company	100	No
9	Galaxy Certification Services Private Limited (Formally known as EKI Four Community Projects Private Limited)	Wholly Owned Subsidiary Company	100	No
10	ClimaCool Projects and EduTech Limited	Associate Company	49.94	No

VI. CSR DETAILS

22. (i) Whether CSR is applicable as per section 135 of Companies Act, 2013: (Yes)

(ii) Turnover (in Lakhs) - Rs. 51581.99/-

(iii) Net worth (in Lakhs) - Rs. 40953.14/-

VII. TRANSPARENCY AND DISCLOSURES COMPLIANCES

23. Complaints/Grievances on any of the principles (Principles 1 to 9) under the National Guidelines on Responsible Business Conduct:

Stakeholder group from whom complaint is received	Grievance Redressal Mechanism in Place (Yes/No) (If Yes, then provide web-link for grievance redress policy)	FY 2023 Current Financial Year			FY 2022 Previous Financial Year		
		Number of complaints filed during the year	Number of complaints pending resolution at close of the year	Remarks	Number of complaints filed during the year	Number of complaints pending resolution at close of the year	Remarks
Communities	Yes(We have a Grievance Redressal Mechanism for communities, we also share a toll-free number)	0	0	-	0	0	-
Investors (other than shareholders)	Yes (https://enkingint.org/investor-relations/)	0	0	-	0	0	-
Shareholders	Yes, Shareholders can register their complaints at mail Id : cs@enkingint.org	0	0	The Company has not received any complaint under statutory provisions, as applicable, however, any concerns raised by shareholder are resolved in given timeline	0	0	The Company has not received any complaint under statutory provisions, as applicable, however, any concerns raised by shareholder are resolved in given timeline.
Employees and workers	Yes. Grievance Redressal Mechanism is available at website.	0	0	-	0	0	-
Customers	Yes, Grievance Redressal is at place for Customers. (https://enkingint.org/contact-us/)(https://enkingint.org/contact-us/)	0	0	-	0	0	-

Value Chain Partners	Our value chain partners can raise their concern through our internal procurement and sales system for upstream and downstream value chain partners respectively	0	0	-	0	0	-
Other (please specify)		0	0	-	0	0	-

24. Overview of the entity's material responsible business conduct issues-

Please indicate material responsible business conduct and sustainability issues pertaining to environmental and social matters that present a risk or an opportunity to your business, rationale for identifying the same, approach to adapt or mitigate the risk along-with its financial implications, as per the following format

S.No.	Material issue identified	Indicate whether risk or opportunity (R/O)	Rationale for identifying the risk / opportunity	In case of risk, approach to adapt or mitigate	Financial implications of the risk or opportunity (Indicate positive or negative implications)
01	Employee Training and Well Being	Risk and Opportunity	Opportunity: We have consistently invested in the growth & development of our people and in aligning them with our strategic business imperatives. Our human resource is the source of our strength and a key competitive advantage. Risk: Retaining key talent is of vital importance in the financial services industry and higher turnover could lead to increased cost of rehiring and diminishing morale among the existing workforce.	A key objective of our people strategy is to enable alignment of employees with strategic business imperatives to facilitate seamless execution of strategy. We have consistently invested in the growth & development of our people.	Positive: Retention of key talent increases productivity. Negative: Increasing attrition leads to increase in cost of re-hiring, loss of productivity and wage inflation.
02	Social Performance	Opportunity	We are committed to provide resources and support activities focused on enhancing economic and social development. This is done by supporting programs aligned with our focus areas of education, skill development and sustainable livelihood, health care for the under-privileged.	NA	Positive: We actively engage with the communities by providing clean cooking solution to women in rural and marginalized areas. Such projects also attract investments thus they become a revenue stream for the company.

03	Greenhouse Gas Emissions	Risk	GHG emissions pose a reputational risk for EKI. We provide climate consulting solutions to companies, therefore high/increasing GHG emissions can lead to reputational damage.	We have taken several steps to mitigate this risk including- Measuring and reporting our GHG emissions, Setting targets to reduce our emissions, Implementing energy efficiency measures, Investing in renewable energy, and Purchasing carbon offsets	Negative: The likelihood of occurrence of this risk is very low. We have to purchase equivalent amount of carbon offsets to neutralize our emissions. Also, poor performance on climate can also lead to decrease in access to capital from investors.
04	Waste	Risk	As an environmentally responsible organization, we consider waste generated in operations as a risk because of potential reputational risk due to high/increases waste intensity.	We are taking several steps to track and mitigate waste related risk. Some of these steps include designated bins for dry and wet waste in offices to facilitate waste segregation at source. Also, we track our daily waste generation and maintain a log to monitor our performance. Additionally, we have provided training on resource optimization and waste minimization to all our employees through internal learning and development system.	The financial implication of this risk is non-substantial because we are not a waste intensive organization. However, if this risk is not appropriately managed, we may have to incur higher cost of waste disposal.
05	Gender Balance/ Diversity, Equity & Inclusion DE & I	Opportunity	Gender balance and diversity will help EKI to attract and retain top talent. In today's competitive market, we need to be able to offer a diverse and inclusive workplace in order to attract the best employees. Gender balance and diversity will help EKI to better understand and meet the needs of our customers.	We have implemented gender-inclusive recruitment and promotion policies. Provide training to eliminate biases	Potential loss of talent and market opportunities. May face reputational damage if not addressed.
06	Business Ethics	Risk	Unethical Business Practices can be a risk. Practices such as price-fixing or false advertising can lead to legal repercussions and loss of trust	We have developed a strong code of ethics. Monitor business activities closely. Establish whistleblower mechanisms.	Legal penalties and lost business due to damaged reputation.

07	Data Security	Risk	Unauthorized access or misuse of personal data can harm stakeholders and lead to legal consequences.	Invest in robust cybersecurity measures. Train employees on data protection protocols.	Legal fines, reputational damage, and potential loss of client
08	Promotion of Clean Cook Stoves.	Opportunity	Clean cook stoves reduce indoor air pollution and improve health in local communities. We are engaging with local communities to understand their needs, and customize solutions. We also offer training and maintenance. Investment in clean cookstoves is a business opportunity for EKI.		Increased sales and brand reputation. Reduction in health-related costs for communities.
09	Regulatory Changes in Carbon Markets	Risk	The regulatory landscape for carbon credits can change, impacting the value and availability of credits thus posing a risk on our business.	We stay updated with the global regulatory changes. We also diversify our portfolio to reduce reliance on any single market.	Potential loss or gain in carbon credit values.

SECTION B: MANAGEMENT AND PROCESS DISCLOSURES

This section is aimed at helping businesses demonstrate the structures, policies and processes put in place towards adopting the NGRBC Principles and Core Elements.

Disclosure Questions	P 1	P 2	P 3	P 4	P 5	P 6	P 7	P 8	P 9
Policy and management processes									
1. a. Whether your entity's policy/policies cover each principle and its core elements of the NGRBCs. (Yes/No)	Y	Y	Y	Y	Y	Y	Y	Y	Y
b. Has the policy been approved by the Board? (Yes/No)	Y	Y	Y	Y	Y	Y	Y	Y	Y
c. Web Link of the Policies, if available	https://enkingint.org/investor-relations/ (policies section to be referred)								
2. Whether the entity has translated the policy into procedures. (Yes / No)	Y	Y	Y	Y	Y	Y	Y	Y	Y
3. Do the enlisted policies extend to your value chain partners? (Yes/ No)	Y	Y	Y	Y	Y	Y	Y	Y	Y
4. Name of the national and international codes/certifications/ labels/ standards (e.g. Forest Stewardship Council, Fairtrade, Rainforest Alliance, Trustea) standards (e.g. SA 8000, OHSAS, ISO, BIS) adopted by your entity and mapped to each principle.	Great Place To Work® Certified Climate Neutral Now Certified ISO 9001 (under implementation)								
5. Specific commitments, goals and targets set by the entity with defined timelines, if any.	Under Principle 6, we have strong commitment to become Net Zero in our operations by 2030. As a climate leader, EKI also offsets its Scope 1+2+3 emissions on an annual basis.								
6. Performance of the entity against the specific commitments, goals and targets along-with reasons in case the same are not met.	EKI is on track to achieve Net Zero by 2030. Also, we are a carbon neutral company and report our climate performance to CNN (Climate Neutral Now) on yearly basis.								

Principles

PRINCIPLE - 1

BUSINESSES SHOULD CONDUCT AND GOVERN THEMSELVES WITH INTEGRITY, AND IN A MANNER THAT IS ETHICAL, TRANSPARENT AND ACCOUNTABLE.

ESSENTIAL INDICATORS

1. Percentage coverage by training and awareness programmes on any of the Principles during the financial year:

Segment	Total number of training awareness programmes held	Topics Covered	%age of persons in respective category covered by the awareness programmes
Board of Directors	2	ESG, BRSR and NGRBC Principles, CSR and Community engagement and others (Refer Note 1)	90
Key Managerial Personnel	2	ESG, BRSR and NGRBC Principles, CSR and community engagement and others (Refer Note 1)	100
Employees other than BoD and KMPs	40 (72 hours per employee)	(Refer Note 2)	90
Workers	0	-	-

NOTE 1 - BOARD OF DIRECTORS DURING THE FY,

Various presentations were made at the Board and committee meetings. Independent Directors in their capacity as members of various committees of the Board were informed on diverse topics pertaining to developments triggered by environmental, social or regulatory changes.

Independent Directors were briefed on their roles and responsibilities, including those pertaining to corporate governance.

Specific theme presentations were made to the Directors, which inter alia included an update on the overall performance of the Company. These presentations covered the entire range of business activities including macro-economic and market review, earnings outlook, Company's strategy, business model, operations, service offerings, update on sales performance, digitisation initiatives across the customer life cycle, key service enablers and initiatives, thematic updates on renewals and persistency grievance management, experience on consumer litigation, customer payment trends, update on strategy and performance of the Company's subsidiary, CSR initiatives, industry outlook, update on Zoho framework, update on information and cyber security and business continuity management and an update on HR policies and initiatives.

Further, updates on performance review, strategy and key regulatory developments are presented at the quarterly board meetings. Independent Directors who are members of various committees are presented with the necessary information to enable them to review and grant approvals as per the terms of reference of the respective committees.

Presentations are made at committee meetings which inter alia cover specific industry overview, customer service,

technology and digital initiatives, risk management, sustainability etc.

Periodic meetings are also conducted on one-on-one basis between the independent Directors and senior functional heads for deeper understanding of various aspects of business.

NOTE 2 - EMPLOYEES

Various trainings were undertaken during the year such as Code of Conduct, Business Ethics, Prevention of Sexual Harassment at the Workplace, Information and Cyber Security Awareness, Introduction to ESG, Definition and importance of ESG, the business case for ESG, Environmental Awareness and Responsibility, Climate change and its impacts

Reducing carbon footprints, Sustainable resource use and waste reduction, Water conservation and pollution prevention, Social Responsibility and Ethics, Corporate social responsibility (CSR) initiatives, Human rights Policy, Diversity, equity, and inclusion

Health and safety in the workplace, Community engagement and development.

2. Details of fines / penalties /punishment/ award/ compounding fees/ settlement amount paid in proceedings (by the entity or by directors / KMPs) with regulators/ law enforcement agencies/ judicial institutions, in the financial year, in the following format (Note: the entity shall make disclosures on the basis of materiality as specified in Regulation 30 of SEBI (Listing Obligations and Disclosure Obligations) Regulations, 2015 and as disclosed on the entity's website)

During the year the Company has been charged with fine amounting to INR 784,700/- for non-compliance with the provision of regulation 17(1) of SEBI (Listing Obligations and Disclosure Requirements) Regulations,

Governance, leadership and oversight	
7. Statement by director responsible for the business responsibility report, highlighting ESG related challenges, targets and achievements (listed entity has flexibility regarding the placement of this disclosure)	Sustainability principles are integrated in our business activities and have guided our vision to build an enduring institution that serves the protection and long-term saving needs of customers. Integral to our business, our sustainability framework is structured on the three principles of Environmental - initiatives & offerings that reduce our carbon footprint; Social - responsible conduct towards all stakeholders along with service offerings that benefits the society and Governance - transparent practices that promote trust amongst all our stakeholders
8. Details of the highest authority responsible for implementation and oversight of the Business Responsibility policy (ies).	Name : Mr. Mohit Agarwal Designation: Chief Finance Officer
9. Does the entity have a specified Committee of the Board/ Director responsible for decision making on sustainability related issues? (Yes / No). If yes, provide details.	Yes, the Company's CSR and ESG Committee is responsible for sustainability related issues
10. Details of Review of NGRBCs by the Company:	

Subject for Review	Indicate whether review was undertaken by Director / Committee of the Board/ Any other Committee									Frequency (Annually/ Half yearly/ Quarterly/ Any other - please specify)								
	P 1	P 2	P 3	P 4	P 5	P 6	P 7	P 8	P 9	P 1	P 2	P 3	P 4	P 5	P 6	P 7	P 8	P 9
Performance against above policies and follow up action	All the policies of the Company are approved by the Board and reviewed periodically/Quarterly or on a need basis by Executive Committee as a part of ESG review. During the review, the effectiveness of the policies and the performance against the policies are evaluated and necessary actions have been taken.																	
Compliance with statutory requirements of relevance to the principles, and, rectification of any non-compliances	The Company complies with the extant regulations and principles as are applicable.																	

11. Has the entity carried out independent assessment/ evaluation of the working of its policies by an external agency? (Yes/No). If yes, provide name of the agency.	P 1	P 2	P 3	P 4	P 5	P 6	P 7	P 8	P 9	Our statement on greenhouse gas emissions, in reference to Principle 6, has received independent verification from an external party. Several of our policies and its working, have been authenticated by this third party during the certification process. e.g. 'Great Place to Work' certification.
---	-----	-----	-----	-----	-----	-----	-----	-----	-----	--

12. If answer to question (1) above is "No" i.e. not all Principles are covered by a policy, reasons to be stated:

Questions	P 1	P 2	P 3	P 4	P 5	P 6	P 7	P 8	P 9
The entity does not consider the Principles material to its business (Yes/No)	-	-	-	-	-	-	-	-	-
The entity is not at a stage where it is in a position to formulate and implement the policies on specified principles (Yes/No)	-	-	-	-	-	-	-	-	-
The entity does not have the financial or/human and technical resources available for the task (Yes/No)	-	-	-	-	-	-	-	-	-
It is planned to be done in the next financial year (Yes/No)	-	-	-	-	-	-	-	-	-
Any other reason (please specify)	NA	NA	NA	NA	NA	NA	NA	NA	NA

3. Of the instances disclosed in Question 2 above, details of the Appeal / Revision preferred in cases where monetary or non-monetary action has been appealed.

NA

4. Does the entity have an anti-corruption or anti-bribery policy? If yes, provide details in brief and if available, provide a web-link to the policy.

Yes. The Company has an anti-bribery and anti-corruption policy. The policy has been developed in alignment with code of conduct, various existing policies (including whistle blower policy, policy on management of conflict of interest, amongst others) and rules and regulations on anti-bribery and anti-corruption in India. <https://enkingint.org/investor-relations/> (policies section to be referred).

5. Number of Directors/KMPs/employees/workers against whom disciplinary action was taken by any law enforcement agency for the charges of bribery/corruption:

Nil

6. Details of complaints with regard to conflict of interest:

Nil

7. Provide details of any corrective action taken or underway on issues related to fines / penalties / action taken by regulators/ law enforcement agencies/ judicial institutions, on cases of corruption and conflicts of interest.

No Penalties were imposed on us.

LEADERSHIP INDICATORS

1. Awareness programmes conducted for value chain partners on any of the Principles during the financial year:

During the financial year, we executed awareness programs tailored for our value chain partners, emphasizing key sustainable business principles. These initiatives underscored our commitment to fostering a responsible and informed ecosystem, ensuring that our partners are aligned with our sustainability objectives.

2. Does the entity have processes in place to avoid/manage conflict of interests involving members of the Board? (Yes) If Yes, provide details of the same.

Yes, we have ethical business conduct policy that entails processes to avoid/manage conflict of interest involving members of the Board.

PRINCIPLE - 2

BUSINESSES SHOULD PROVIDE GOODS AND SERVICES IN A MANNER THAT IS SUSTAINABLE AND SAFE.

ESSENTIAL INDICATORS

1. Percentage of R&D and capital expenditure (capex) investments in specific technologies to improve the

environmental and social impacts of product and processes to total R&D and capex investments made by the entity, respectively.

In the current financial year, we are diligently assessing the proportion of our R&D and capital expenditure (capex) that is dedicated to technologies aimed at enhancing the environmental and social impacts of our products and processes. A comprehensive breakdown of these investments as a percentage of our total R&D and capex outlay will be available upon completion of this analysis.

2. a. Does the entity have procedures in place for sustainable sourcing? (Yes)

b. If yes, what percentage of inputs were sourced sustainably?

The consumption of resources is limited to running of operations and sourcing of inputs is not relevant to our core activities. This amounts to nearly 7% of our total procurement. We have implemented a green procurement policy, ensuring that our purchasing decisions prioritize environmentally-friendly products and services.

3. Describe the processes in place to safely reclaim your products for reusing, recycling and disposing at the end of life, for

(a) Plastics (including packaging)

(b) E-waste

(c) Hazardous waste and

(d) other waste.

We are a service-oriented organization. Not Applicable because of the nature of our business.

4. Whether Extended Producer Responsibility (EPR) is applicable to the entity's activities (Yes / No). If yes, whether the waste collection plan is in line with the Extended Producer Responsibility (EPR) plan submitted to Pollution Control Boards? If not, provide steps taken to address the same.

We are a service-oriented organization. Not Applicable because of the nature of our business.

LEADERSHIP INDICATORS

1. Has the entity conducted Life Cycle Perspective / Assessments (LCA) for any of its products (for manufacturing industry) or for its services (for service industry)? If yes, provide details in the following format?

We are a service-oriented organization. Not Applicable because of the nature of our business.

2. If there are any significant social or environmental concerns and/or risks arising from production or disposal of your products / services, as identified in the Life Cycle Perspective / Assessments (LCA) or through any other means, briefly describe the same along-with action taken to mitigate the same.

We are a service-oriented organization. Not Applicable because of the nature of our business.

3. Percentage of recycled or reused input material to total material (by value) used in production (for manufacturing industry) or providing services (for service industry).

We are a service-oriented organization. Not Applicable because of the nature of our business.

4. Of the products and packaging reclaimed at end of life of products, amount (in metric tonnes) reused, recycled, and safely disposed, as per the following format:

We are a service-oriented organization. Not Applicable because of the nature of our business.

5. Reclaimed products and their packaging materials (as percentage of products sold) for each product category.

We are a service-oriented organization. Not Applicable because of the nature of our business.

PRINCIPLE 3

BUSINESSES SHOULD RESPECT AND PROMOTE THE WELL-BEING OF ALL EMPLOYEES, INCLUDING THOSE IN THEIR VALUE CHAINS

ESSENTIAL INDICATORS

1. a. Details of measures for the well-being of employees:

Category	% of employees covered by										
	Total (A)	Health insurance		Accident insurance		Maternity benefits		Paternity Benefits		Day Care facilities	
		Number (B)	% (B / A)	Number (C)	% (C / A)	Number (D)	% (D / A)	Number (E)	% (E / A)	Number (F)	% (F / A)
Permanent Employees											
Male	145	145	100	145	100	0	0	145	100	0	0
Female	58	58	100	58	100	58	100	0	0	0	0
Total	203	203	100	203	100	58	100	145	100	0	0
Other than Permanent Employees											
Male	0	0	0	0	0	0	0	0	0	0	0
Female	0	0	0	0	0	0	0	0	0	0	0
Total	0	0	0	0	0	0	0	0	0	0	0

- b. Details of measures for the well-being of workers:

Category	% of employees covered by										
	Total (A)	Health insurance		Accident insurance		Maternity benefits		Paternity Benefits		Day Care facilities	
		Number (B)	% (B / A)	Number (C)	% (C / A)	Number (D)	% (D / A)	Number (E)	% (E / A)	Number (F)	% (F / A)
Permanent workers											
Male	NA	NA	NA	NA	NA	NA	NA	NA	NA	NA	NA
Female	NA	NA	NA	NA	NA	NA	NA	NA	NA	NA	NA
Total											
Other than Permanent workers											
Male	NA	NA	NA	NA	NA	NA	NA	NA	NA	NA	NA
Female	NA	NA	NA	NA	NA	NA	NA	NA	NA	NA	NA
Total											

2. Details of retirement benefits, for Current FY and Previous Financial Year.

Benefits	FY 2022-23 Current Financial Year			FY 2021-22 Previous Financial Year		
	No. of employees covered as a % of total employees	No. of workers covered as a % of total workers	Deducted and deposited with the authority (Y/N/N.A.)	No. of employees covered as a % of total employees	No. of workers covered as a % of total workers	Deducted and deposited with the authority (Y/N/N.A.)
PF	64%	NA	Y	52%	NA	Y
Gratuity	-	-	-	-	-	-
ESI	5.9%	NA	Y	4.2%	NA	Y
Others please specify	-	-	-	-	-	-

3. Accessibility of workplaces

Are the premises / offices of the entity accessible to differently abled employees and workers, as per the requirements of the Rights of Persons with Disabilities Act, 2016? If not, whether any steps are being taken by the entity in this regard.
We're currently developing that feature. In the meantime, we offer amenities like escalators and wheelchairs for assistance if needed.

4. Does the entity have an equal opportunity policy as per the Rights of Persons with Disabilities Act, 2016? If so, provide a web-link to the policy. Diversity and inclusiveness are integrated with our growth strategy.

The Company has in place its Diversity, Equity and Inclusion policy and Human Rights policy which can be accessed by employees on internal management system. The Company believes in promoting diversity and inclusion in its work culture which allows all employees to bring their authentic selves to work and contribute wholly with their skills, experience and perspective for creating unmatched value for all stakeholders.

The Company has zero tolerance for harassment and discrimination of employees at the workplace. We promote a culture wherein employees can freely raise and discuss issues concerning themselves with their

8. Details of training given to employees and workers:

Category	FY 22-23 Current Financial Year					FY 21-22 Previous Financial Year				
	Total (A)	On Health and safety measures		On Skill upgradation		Total (D)	On Health and safety measures		On Skill upgradation	
		No. (B)	% (B/A)	No. (C)	% (C/A)		No. (E)	% (E/D)	No. (F)	% (F/D)
Employees										
Male	145	145	100	145	100	107	107	100	107	100
Female	58	58	100	58	100	49	49	100	49	100
Total	203	203	100	203	100	156	156	100	156	100
Workers										
Male	0	0	0	0	0	0	0	0	0	0
Female	0	0	0	0	0	0	0	0	0	0
Total	0	0	0	0	0	0	0	0	0	0

Superiors, or Regional HR Managers. We have several channels through which employees can discuss have an engagement, and seek clarifications on their issues.

We have a robust policy on Prevention of Sexual Harassment at workplace (POSH) and a formal process for dealing with harassment or discrimination complaints. The Company has put in place a robust grievance redressal process for investigation of employee concerns in line with the Code of Conduct and Business Ethics which clearly delineates employee responsibilities and acceptable employee conduct. Together, these constitute the foundation for the promotion of a diverse and inclusive culture at the workplace.

5. Return to work and Retention rates of permanent employees and workers that took parental leave. 100%

6. Is there a mechanism available to receive and redress grievances for the following categories of employees and worker? If yes, give details of the mechanism in brief.
Yes, within our internal system, ZOHO, employees can access and complete the required form, after which the necessary actions are taken.

7. Membership of employees and worker in association(s) or Unions recognised by the listed entity:
Not Applicable.

9. Details of performance and career development reviews of employees and worker:

Category	FY 2022-23 Current Financial Year			FY 2021-22 Previous Financial Year		
	Total (A)	No. (B)	% (B / A)	Total (C)	No. (D)	% (D / C)
Employees						
Male	145	145	100	107	107	100
Female	58	58	100	49	49	100
Total	203	203	100	156	156	100
Workers						
Male	0	0	0	0	0	0
Female	0	0	0	0	0	0
Total	0	0	0	0	0	0

10. Health and safety management system:

a. Whether an occupational health and safety management system has been implemented by the entity? No

b. What are the processes used to identify work-related hazards and assess risks on a routine and non-routine basis by the entity?

We employ a systematic approach to identify work-related hazards, which includes regular safety audits, hazard identification checklists, and employee feedback channels.

c. Whether you have processes for workers to

report the work related hazards and to remove themselves from such risks. (Yes)

We have established protocols allowing workers to promptly report any work-related hazards they encounter. Furthermore, our policy empowers employees to disengage from situations posing immediate risks until they are resolved.

d. Do the employees/ worker of the entity have access to non-occupational medical and healthcare services?

Yes. We conduct biannual health drives for our employees. We also have an emergency response system and training given to all the employees.

11. Details of safety related incidents, in the following format:

Safety Incident/Number	Category	FY 22-23 Current Financial Year	FY 21-22 Previous Financial Year
Lost Time Injury Frequency Rate (LTIFR) (per one million-person hours worked)	Employees	Nil	Nil
	Workers	NA	NA
Total recordable work-related injuries	Employees	Nil	Nil
	Workers	NA	NA
No. of fatalities	Employees	Nil	Nil
	Workers	NA	NA
High consequence work-related injury or ill-health (excluding fatalities)	Employees	Nil	Nil
	Workers	NA	NA

12. Describe the measures taken by the entity to ensure a safe and healthy work place.

We've implemented a comprehensive system to uphold health and safety standards at our workplace. This includes:

- Regular trainings on diverse health and safety topics.

- Strategically placed fire extinguishers and organized CPR demonstrations.
- On-site certified first-aid responders for emergencies.
- Guest speaker sessions to enhance awareness on key health and safety topics

13. Number of Complaints on the following made by employees and workers:

	FY 22-23 Current Financial Year			FY 21-22 (Previous Financial Year)		
	Filed during the year	Pending resolution at the end of year	Remarks	Filed during the year	Pending resolution at the end of year	Remarks
Working Conditions	Nil	Nil	Nil	Nil	Nil	Nil
Health & Safety	Nil	Nil	Nil	Nil	Nil	Nil

14. Assessments for the year:

	% of your plants and offices that were assessed (by entity or statutory authorities or third parties)
Health and safety practices	100
Working Conditions	100

15. Provide details of any corrective action taken or underway to address safety-related incidents (if any) and on significant risks / concerns arising from assessments of health & safety practices and working conditions.

A recent review identified inadequate lighting in certain areas, so we have since installed brighter LED lights to ensure visibility and safety

LEADERSHIP INDICATORS

1. Does the entity extend any life insurance or any

	Total no. of affected employees/ workers		No. of employees/workers that are rehabilitated and placed in suitable employment or whose family members have been placed in suitable employment	
	FY 22-23 (Current Financial Year)	FY 21-22 (Previous Financial Year)	FY22-23 (Current Financial Year)	FY21-22 (Previous Financial Year)
Employees	0	0	0	0
Workers	0	0	0	0

4. Does the entity provide transition assistance programs to facilitate continued employability and

compensatory package in the event of death of (A) Employees Y (B) Workers (Y/N). NA
2. Provide the measures undertaken by the entity to ensure that statutory dues have been deducted and deposited by the value chain partners. NA
3. Provide the number of employees / workers having suffered high consequence work- related injury / ill-health / fatalities (as reported in Q11 of Essential Indicators above), who have been are rehabilitated and placed in suitable employment or whose family members have been placed in suitable employment:

5. Details on assessment of value chain partners:

	% of value chain partners (by value of business done with such partners) that were assessed
Health and safety practices	0
Working Conditions	0

Provide details of any corrective actions taken or underway to address significant risks / concerns arising

from assessments of health and safety practices and working conditions of value chain partners.

PRINCIPLE 4

BUSINESSES SHOULD RESPECT THE INTERESTS OF AND BE RESPONSIVE TO ALL ITS STAKEHOLDERS

ESSENTIAL INDICATORS

1. Describe the processes for identifying key stakeholder groups of the entity.

We identify key stakeholder groups through a systematic process that includes mapping our operational impact, soliciting feedback, and analyzing our business relationships. This ensures we engage with all relevant parties directly and indirectly affected by our activities

2. List stakeholder groups identified as key for your entity and the frequency of engagement with each stakeholder group.

Stakeholders Groups	Engagement Mechanism	Key Expectations	Frequency
Shareholders	<ul style="list-style-type: none"> Investor & Analyst Meet, Annual General Meetings, Investor Conferences & meets, Group meetings Annual Reports, Corporate website and press releases/press conference and external stakeholder meet 	<ul style="list-style-type: none"> Business growth and stability Corporate reputation Transparency in Corporate Governance 	<ul style="list-style-type: none"> Monthly/Quarterly/ Half-yearly/Annually
Clients	<ul style="list-style-type: none"> One-to-One Interactions Company Website Social Media Platforms Grievance Mechanisms Client Satisfaction Surveys 	<ul style="list-style-type: none"> Ethical and fair marketing Quality of Services 	<ul style="list-style-type: none"> Monthly As and when required
Employees	<ul style="list-style-type: none"> Townhall Meetings Regular Team Meetings Performance Appraisal Counseling Sessions 	<ul style="list-style-type: none"> Career development Performance feedback Fair evaluation and compensation Strong Organizational culture 	<ul style="list-style-type: none"> Monthly/Quarterly/ Half-yearly/Annually
Suppliers	<ul style="list-style-type: none"> Contract Agreement, Meeting Supplier Assessment 	<ul style="list-style-type: none"> Fair and accountable transactions Transparency in the tendering process 	<ul style="list-style-type: none"> Monthly
Local Community	<ul style="list-style-type: none"> Needs Assessment Studies Village Meetings Satisfaction Surveys Program Launches On-Site Visits 	<ul style="list-style-type: none"> Quality of Life Clean and Green Environment Better Infrastructure 	<ul style="list-style-type: none"> Monthly
Government / Regulatory Bodies	<ul style="list-style-type: none"> Meetings Industrial Forums Fulfillment of Compliance Regular Updates 	<ul style="list-style-type: none"> Statutory Compliance 	<ul style="list-style-type: none"> Monthly/Quarterly/ Half-yearly/Annually
NGO's	<ul style="list-style-type: none"> Meetings 	<ul style="list-style-type: none"> Associations Donations 	<ul style="list-style-type: none"> Quarterly
Media	<ul style="list-style-type: none"> Media Events Magazines 	<ul style="list-style-type: none"> Timely Communication Transparency 	<ul style="list-style-type: none"> Monthly/Quarterly/ Half-yearly/Annually

LEADERSHIP INDICATORS

1. Provide the processes for consultation between stakeholders and the Board on economic, environmental, and social topics or if consultation is delegated, how is feedback from such consultations provided to the Board.

The Company firmly believes in a consistent engagement with its key stakeholders to ensure better communication of its performance and strategy. The Board of Directors are periodically updated on diverse topics which inter alia cover specific industry overview, customer service related updates, Global initiatives, Corporate Social Responsibility related projects/initiatives, financial performance, strategy etc.

2. Whether stakeholder consultation is used to support the identification and management of environmental, and social topics (Yes / No). If so, provide details of instances as to how the inputs received from stakeholders on these topics were incorporated into policies and activities of the entity.

Yes, The Company consult with relevant stakeholders and incorporate their inputs in policies and strategies.

To fulfill the purpose, we also have regular ESG Meetings where our Governance team is involved and reviews the designed policies.

3. Provide details of instances of engagement with, and actions taken to, address the concerns of vulnerable/ marginalized stakeholder groups.

NA

1. Employees and workers who have been provided training on human rights issues and policy(ies) of the entity, in the following format:

Category	FY 22-23 Current Financial Year			FY 21-22 Previous Financial Year		
	Total (A)	No. of employees / workers covered (B)	% (B / A)	Total (C)	No. of employees / workers covered (D)	% (D / C)
Employees						
Permanent	203	170	83.7	Not applicable- Human Rights policy was introduced in FY23.		
Other permanent than	0	0	28.6			
Total Employees	203	170	83.7			
Workers						
Permanent	NA	NA	NA	NA	NA	NA
Other permanent	NA	NA	NA	NA	NA	NA
Total Workers	NA	NA	NA	NA	NA	NA

2. Details of minimum wages paid to employees and workers, in the following format:

Category	FY 22-23 Current Financial Year					FY 21-22 Previous Financial Year				
	Total (A)	Equal to Minimum Wage		More than Minimum Wage		Total (D)	Equal to Minimum Wage		More than Minimum Wage	
		No. (B)	% (B / A)	No. (C)	% (C / A)		No. (E)	% (E / D)	No. (F)	% (F / D)
Employees										
Permanent	203	2	0.98	201	99.01	156	2	1.28	154	98.71
Female	58	0	0	58	100	49	0	0	49	100
Other Permanent	0	0	0	0	0	0	0	0	0	0
Male	0	0	0	0	0	0	0	0	0	0
Female	0	0	0	0	0	0	0	0	0	0
Workers										
Permanent	NA	NA	NA	NA	NA	NA	NA	NA	NA	NA
Male	NA	NA	NA	NA	NA	NA	NA	NA	NA	NA
Female	NA	NA	NA	NA	NA	NA	NA	NA	NA	NA
Other Permanent	NA	NA	NA	NA	NA	NA	NA	NA	NA	NA
Male	NA	NA	NA	NA	NA	NA	NA	NA	NA	NA
Female	NA	NA	NA	NA	NA	NA	NA	NA	NA	NA

3. Details of remuneration/salary/wages, in the following format:

	FY 22-23 Current Financial Year		FY 21-22 Previous Financial Year	
	Number	Median remuneration/ salary/ wages of the respective category	Number	Median remuneration/ salary/ wages of respective category
Board of Directors (BoD)	4	7000000	2	3150000
Employees other than BoD and KMP	1	4400000	1	1000034
Employees other than BoD and KMP	135	2000000	57	1300000
Workers	NA	NA	NA	NA

4. Do you have a focal point (Individual/ Committee) responsible for addressing human rights impacts or issues caused or contributed to by the business? (Yes/No)

The Head of Human Resources, in charge of HR functions, will oversee and resolve any issues related to human rights impacts or concerns stemming from business operations

5. Describe the internal mechanisms in place to redress grievances related to human rights issues.

The Company has several board approved policies and internal guidelines to redress grievances related to

6. Number of Complaints on the following made by employees and workers:

	FY 22-23 Current Financial Year			FY 21-22 Previous Financial Year		
	Filed during the year	Pending resolution at the end of year	Remarks	Filed during the year	Pending resolution at the end of year	Remarks
Sexual Harassment	0	0	0	0	0	0
Discrimination at workplace	0	0	0	0	0	0
Child Labour	0	0	0	0	0	0
Forced Labour/ Involuntary Labour	0	0	0	0	0	0
Wages	0	0	0	0	0	0
Other human rights related issues	0	0	0	0	0	0

7. Mechanisms to prevent adverse consequences to the complainant in discrimination and harassment cases.

The Company's employee commitment is founded on the principles of fairness and meritocracy, learning and growth, and fostering a supportive atmosphere. The core of fairness and meritocracy involves strict adherence to a non-discriminatory policy framework that offers equal opportunities to individuals, regardless of their gender, religion, caste, race, age,

human rights issues.

With regards to internal mechanisms centered around the policies, the Company has constituted the Governance team as a part of the Human Resources function to ensure that all employee related grievances are suitably investigated and action is taken.

Employees are encouraged to register any grievance that they may have against any employee, agent, partner and customer or report any breach of the Code or any of the Company policies. This can be done over discussion with our HR Team or can fill the Grievance Form on ZOHO Platform and process is taken further.

community, physical ability, or sexual orientation. The Company strives to create a secure and welcoming work environment where employees can excel without hindrance.

The Company has a Prevention of Sexual Harassment Committee and the Workplace policy, which outlines employee responsibilities and acceptable behavior. These elements serve as the foundation for promoting diversity and inclusivity in the workplace.

The Prevention of Sexual Harassment at the Workplace

policy includes measures to prevent negative consequences for complainants:

- Complainants can express or report concerns without fear of retaliation, and the POSH Committee ensures the confidentiality of all parties involved.
- Committee meetings prioritize privacy to maintain

9. Assessments for the year:

	% of your plants and offices that were assessed (by entity or statutory authorities or third parties)
Child labour	-
Forced/involuntary labour	-
Sexual harassment	-
Discrimination at workplace	-
Wages	-
Others - please specify	-

9. Provide details of any corrective actions taken or underway to address significant risks / concerns arising from the assessments at Question 9 above.

Nil

LEADERSHIP INDICATORS

1. Details of a business process being modified / introduced as a result of addressing human rights grievances/complaints.

Employees are encouraged to raise any grievance they may have regarding any breach/violation in any policy or process, breach of professional etiquette or standards of acceptable behaviour by any colleague, vendor, advisor or any third party associated with the Company in a professional capacity. Employees can also report any other act which is in contravention of the Company's Code of Conduct or other policies in

4. Details on assessment of value chain partners:

	% of value chain partners (by value of business done with such partners) that were assessed
Sexual Harassment	-
Discrimination at workplace	-
Child Labour	-
Forced Labour/Involuntary Labour	-
Wages	-
Others - please specify	-

5. Provide details of any corrective actions taken or underway to address significant risks / concerns

the confidentiality of discussions.

8. Do human rights requirements form part of your business agreements and contracts?

Human rights requirements form a part of the Company's business agreements and contracts as and where relevant.

force, including the Prevention of Sexual Harassment at the Workplace policy and any other HR Policies.

For grievances pertaining to sexual harassment, employees may also write to posh@enkingint.org

2. Details of the scope and coverage of any Human rights due-diligence conducted.

Internal audit is conducted for the governance process of the Company.

3. Is the premise/office of the entity accessible to differently abled visitors, as per the requirements of the Rights of Persons with Disabilities Act, 2016?

The Head Office at Indore is accessible to differently abled visitors. The Company has wheel chairs available at our corporate office to suit the special needs of differently-abled persons if required.

arising from the assessments at Question 4 above.
Nil

PRINCIPLE 6

BUSINESSES SHOULD RESPECT AND MAKE EFFORTS TO

PROTECT AND RESTORE THE ENVIRONMENT

ESSENTIAL INDICATORS

1. Details of total energy consumption (in Joules or multiples) and energy intensity, in the following format:

Parameter	FY 22-23 (Current Financial Year)	FY 21-22 (Previous Financial Year)
Total electricity consumption (A)	165721MJ	54093.6 MJ
Total fuel consumption (B)	1118.31 MJ	147.6 MJ
Energy consumption through other sources (C)	NA	NA
Total energy consumption (A+B+C)	1,66,839.31 MJ	54241.2 MJ
Energy intensity per rupee of turnover (Total energy consumption/ turnover in rupees)	1.31 MJ per Lakh INR of	0.30 MJ per lakhs

2. Does the entity have any sites / facilities identified as designated consumers (DCs) under the Performance, Achieve and Trade (PAT) Scheme of the Government of India? (Y/N) If yes, disclose whether targets set under the PAT scheme have been achieved. In case targets have not been achieved, provide the remedial action taken, if any.

NA

3. Provide details of the following disclosures related to water, in the following format:

Our company's water usage is solely for human consumption, given our non-manufacturing nature. Thus, the specified table isn't material to our operations. The Company office is in rental premise and we have no mechanism to track water utilization.

However, efforts have been made to ensure that water is utilized judiciously.

4. Has the entity implemented a mechanism for Zero Liquid Discharge? If yes, provide details of its coverage and implementation.

We are a service-oriented company. This is not applicable.

5. Please provide details of air emissions (other than GHG emissions) by the entity, in the following format:-

We are a service-oriented company. This is not applicable

6. Provide details of greenhouse gas emissions (Scope 1 and Scope 2 emissions) & its intensity, in the following format:

Parameter	Unit	FY23 (Current Financial Year)	FY22 (Previous Financial Year)
Total Scope 1 emissions (Break-up of the GHG into CO2, CH4, N2O, HFCs, PFCs, SF6, NF3, if available)	Metric tonnes of CO2 equivalent	t-CO2- 0.0785 t-CH4- 0.000008 t-N2O- 0.00109 t-CO2eq.- 0.0796	t-CO2- 0.02567 t-CH4- 0.000001 t-N2O- 0.00015 t-CO2eq.- 0.0258
Total Scope 2 emissions (Break-up of the GHG into CO2, CH4, N2O, HFCs, PFCs, SF6, NF3, if available)	Metric tonnes of CO2 equivalent	37.74 tCO2e (Location Based) 0 (Market based)	11.87 tCO2e
Total Scope 1 and Scope 2 emissions per rupee of turnover	Kg/Cr INR of revenue	29.75 (Location Based) 0.06 (Market based)	6.6
Total Scope 1 and Scope 2 emission intensity (tCO2/ FTE employee)	Metric tonnes of CO2 equivalent per full time equivalent employee	0.184	0.114

7. Does the entity have any project related to reducing Green House Gas emission? If Yes, then provide details.

In the reporting period some of the initiatives implemented were-

- Renewable electricity consumption through purchase of 50 unbundled EAC from I-REC for all of our electricity consumption.
- Waste segregation at source in Head Office. Installed

colored dustbins for dry and wet waste, and organized multiple awareness sessions for employees for the same.

- Regular (Weekly) waste monitoring for dry and wet waste.
- Employee training on energy efficiency and waste reduction
- Procurement of office snacks from local vendors
- All our e-waste is disposed to authorized waste handler

- only.
- Digitization of all of our internal documentation processes.
- Minimizing business travel by conducting virtual clients meetings.

- Energy Efficient lighting and cooling system in office.
- Use of Energy Efficient laptops in office

8. Provide details related to waste management by the entity, in the following format:

Parameter	FY22-23 (Current Financial Year)	FY 21-22 (Previous Financial Year)
Total Waste generated (in metric tonnes)		
Plastic waste (A)	(Part of mixed waste)	-
E-waste (B)	Nil	0.02 tons
Other Non-hazardous waste generated (H). Please specify, if any. (Break-up by composition i.e. by materials relevant to the sector)	Mix dry waste- 1.7 tons Mix wet waste- 0.85 tons	Not monitored
Total (A+B + C + D + E + F + G + H)	2.55 tons	Not monitored
For each category of waste generated, total waste recovered through recycling, re-using or other recovery operations (in metric tonnes)		
Category of waste		
(i) Recycled	0 tons	0.02 tons
Total	0 tons	0.02 tons

9. Briefly describe the waste management practices adopted in your establishments. Describe the strategy adopted by your company to reduce usage of hazardous and toxic chemicals in your products and processes and the practices adopted to manage such wastes.

- **Plastics (including packaging)** - All our facilities use 100% biodegradable plastic garbage bags to collect and dispose of dry and wet waste. At our corporate office we have engaged with a vendor partner who collects our Wet and Dry waste and dispose it in a eco-friendly manner
- **E-waste** - Our E-waste broadly includes computers, servers, scanners, PSs, Batteries, Air conditioners etc. All such E-wastes are being disposed off through registered E-waste vendors.
- **Hazardous waste** - Our services do not involve producing or disposing hazardous waste of any kind. Hence this is not applicable.
- **Other waste** - We have designated waste collection bins for dry waste and wet waste that enable waste segregation at source. We also are monitoring our waste generation on a daily basis.

10. If the entity has operations/offices in/around ecologically sensitive areas (such as national parks, wildlife sanctuaries, biosphere reserves, wetlands, biodiversity hotspots, forests, coastal regulation zones etc.) where environmental approvals / clearances are required, please specify details in the following format:

No

11. Details of environmental impact assessments of projects undertaken by the entity based on applicable laws, in the current financial year:

We did not undertake any such projects which require EIA.

12. Is the entity compliant with the applicable environmental law/ regulations/ guidelines in India; such as the Water (Prevention and Control of Pollution) Act, Air (Prevention and Control of Pollution) Act, Environment protection act and rules thereunder (Y/N). If not, provide details of all such non-compliances, in the following format:

Based on the nature of its business, the Company complies with applicable environmental norms.

LEADERSHIP INDICATORS

1. Provide break-up of the total energy consumed (in Joules or multiples) from renewable and non-renewable sources, in the following format:

Parameter	FY 22-23 (Current Financial Year)	FY 21-22 (Previous Financial Year)
From renewable sources		
Total electricity consumption	165721 MJ	0
Total fuel consumption (B)	0	0
Energy consumption through	0	0
Total energy consumed from renewable sources (A+B+C)	165721 MJ	0

Parameter	FY 22-23 (Current Financial Year)	FY 21-22 (Previous Financial Year)
From non-renewable sources		
Total electricity consumption	0	54092 MJ
Total fuel consumption (B)	1118.31 MJ	152
Energy consumption through other sources (C)	0	0
Total energy consumed from renewable sources (A+B+C)	1118.31 MJ	54244 MJ

2. Provide the following details related to water discharged:

NA

3. Water withdrawal, consumption and discharge in areas of water stress (in kilolitres):

For each facility / plant located in areas of water

stress, provide the following information:

- (i) Name of the area
- (ii) Nature of operations
- (iii) Water withdrawal, consumption and discharge in the following format:

NA

4. Please provide details of total Scope 3 emissions & its intensity, in the following format:

Parameter	Unit	FY 22-23 (Current Financial Year)	FY21-22 (Previous Financial Year)
Total Scope 3 emissions	Metric tonnes of CO2 equivalent	686.45	225.85
Total Scope 3 emissions per rupee of turnover	Kg of CO2e/CR INR of turnover	540	125

5. With respect to the ecologically sensitive areas reported at Question 10 of Essential Indicators above, provide details of significant direct & indirect impact of the entity on biodiversity in such areas along-with prevention and remediation activities.

NA

6. If the entity has undertaken any specific initiatives or used innovative technology or solutions to improve resource efficiency, or reduce impact due to emissions / effluent discharge / waste generated, please provide details of the same as well as outcome of such initiatives, as per the following format:

NA

7. Does the entity have a business continuity and disaster management plan? Give details in 100

words/ web link.

Not available as of now.

8. Disclose any significant adverse impact to the environment, arising from the value chain of the entity. What mitigation or adaptation measures have been taken by the entity in this regard.

-We are a service-oriented company. Given the nature of business, there has been no adverse impact on environment.

9. Percentage of value chain partners (by value of business done with such partners) that were assessed for environmental impacts.

We have not conducted any assessment relating to environmental impact by value chain partners (vendors/sales partners)

chambers/ associations.

The Company is a member of 10 trade and industry chambers/ associations.

b. List the top 10 trade and industry chambers/ associations (determined based on the total members of such body) the entity is a member of/ affiliated to:

S. No.	Name of the trade and industry chambers/ associations	Reach of trade and industry chambers/ associations (State/National)
1	Confederation of Indian Industry	National
2	Federation of Indian Chambers of Commerce & Industry (FICCI)	National

3	Associated Chambers of Commerce and Industry of India (ASSOCHAM)	National
4	PHD Chamber of Commerce and Industry	National
5	CDP Gold partner – Accredited service provider	National
6	The Anaerobic Digestion and Bio Resources Association (ADBA)	National
7	Carbon Markets Association of India	National
8	Alliance for Energy Efficient Economy (AEEE)	National
9	ATG Finance	National
10	Environmental Finance Membership	National

2. Provide details of corrective action taken or underway on any issues related to anti-competitive conduct by the entity, based on adverse orders from regulatory authorities.

Nil

LEADERSHIP INDICATORS

PRINCIPLE 8

BUSINESSES SHOULD PROMOTE INCLUSIVE GROWTH AND EQUITABLE DEVELOPMENT

ESSENTIAL INDICATORS

1. Details of Social Impact Assessments (SIA) of projects undertaken by the entity based on applicable laws, in the current financial year.

We are a service-oriented company, we do not have any projects which require SIA.

2. Provide information on project(s) for which ongoing Rehabilitation and Resettlement (R&R) is being undertaken by your entity, in the following format:

We are a service-oriented company, we do not have any projects which require R&R.

3. Describe the mechanisms to receive and redress grievances of the community.

We have a Grievance Redressal Mechanism for communities, we also share a toll-free number.

4. Percentage of input material (inputs to total inputs by value) sourced from suppliers.

NA

LEADERSHIP INDICATORS

1. Provide details of actions taken to mitigate any negative social impacts identified in the Social Impact Assessments (Reference: Question 1 of Essential Indicators above):

We are a service-oriented company, we do not have any projects which require SIA

2. Provide the following information on CSR projects undertaken by your entity in designated aspirational

1. Details of public policy positions advocated by the entity

Our organization actively advocates for public policies that align with our core values and business principles. Detailed information on our specific policy positions is available in our annual report and official communications

districts as identified by government bodies:

We have carried out our CSR initiatives in Madhya Pradesh and Gujarat, in different villages and Projects. Total amount spent is Rs. 3,65,00,000/-

3. Do you have a preferential procurement policy where you give preference to suppliers comprising marginalized /vulnerable groups? (Yes/No)

No

4. Purchase from suppliers comprising marginalized / vulnerable groups? (Yes/No)

a. From which marginalized /vulnerable groups do you procure?

b. What percentage of total procurement (by value) does it constitute?

Consumption of resources by the Company is limited to running its operations. The Company believes in equal and fair opportunity to all vendors including marginalized /vulnerable employees.

5. Details of the benefits derived and shared from the intellectual properties owned or acquired by your entity (in the current financial year), based on traditional knowledge:

NA, The Company is not in the business of inventions, literary, musical and artistic works and symbols, names, images, and designs used in commerce, for which IP owners are granted certain exclusive rights under national IP laws

6. Details of corrective actions taken or underway, based on any adverse order in intellectual property related disputes wherein usage of traditional knowledge is involved

NA

7. Details of beneficiaries of CSR Projects:

S. No.	CSR Project	No. of persons benefitted from CSR Projects	% of beneficiaries from vulnerable and marginalized groups
1	Road Safety Initiatives	315	NA
2	Infrastructure/ Village Development	1450	100
3	Education	554	100
4	Women Empowerment	650	100

PRINCIPLE 9

BUSINESSES SHOULD ENGAGE WITH AND PROVIDE VALUE TO THEIR CONSUMERS IN A RESPONSIBLE MANNER

ESSENTIAL INDICATORS

1. Describe the mechanisms in place to receive and respond to consumer complaints and feedback.

We receive client queries and complaints through 2 channels i.e. Call / Email. Calls are handled by our specific teams and solution is provided accordingly. If the client is not satisfied with the resolution provided, client can reach to second level of Escalation Matrix, they can write and resolution is provided

2. Turnover of products and/ services as a percentage of turnover from all products/service that carry information about:

Not applicable to us

3. Number of consumer complaints in respect of the following:

Data Privacy - No Complaints Received in Last two Financial Years

Advertising - No Complaints Received in Last two Financial Years

Cyber-Security - No Complaints Received in Last two Financial Years

Delivering of Essential Services - No Complaints Received in Last two Financial Years

Restrictive Trade Practices - No Complaints Received in Last two Financial Years

Unfair Trade Practices - No Complaints Received in Last two Financial Years

Other - No Complaints Received in Last two Financial Years

4. Details of instances of product recalls on account of safety issues:

NA

5. Does the entity have a framework/ policy on cyber security and risks related to data privacy.

Yes, the Company has framed policies with respect to information technology/cyber security risk which set forth limits, mitigation strategies and internal controls.

6. Provide details of any corrective actions taken or underway on issues relating to advertising, and delivery of essential services; cyber security and data privacy of customers; re-occurrence of instances of product recalls; penalty / action taken by regulatory

authorities on safety of products / services.

No penalties/regulatory action has been levied or taken on the above-mentioned parameters.

LEADERSHIP INDICATORS

1. Channels / platforms where information on products and services of the entity can be accessed (provide web link, if available).

Information on products and services of the Company can be accessed on <http://www.enkingint.org/>

2. Steps taken to inform and educate consumers about safe and responsible usage of products and/or services.

The following steps are taken to inform and educate consumers about safe and responsible usage of products and services
- Information is regularly updated on website

- Regular emailers,

- Notifications are sent to consumers

- Signed Agreements with Customers

3. Mechanisms in place to inform consumers of any risk of disruption/ discontinuation of essential services.

Clients are informed of any risk of disruption/ discontinuation of essential services through the below means of communication through Emails and Signed agreements.

4. Does the entity display product information on the product over and above what is mandated as per local laws? (Yes/No/Not Applicable) If yes, provide details in brief. Did your entity carry out any survey with regard to consumer satisfaction relating to the major products / services of the entity, significant locations of operation of the entity or the entity as a whole? (Yes/No)

Yes, EKI has always believed in being transparent with its customers by providing all the relevant details. Feedback link is part of the email communication format to capture client's feedback on the overall experience of the engagement

5. Provide the following information with respect to data breaches:

a. Number of Instances of data breaches along with Impact

b. Percentage of data breaches involving personally identifiable information of customers

The Company did not witness any instances of data breaches during the year.

FINANCIAL STATEMENTS



STANDALONE FINANCIAL STATEMENTS



Independent Auditor's Report

To
The Members of
EKI ENERGY SERVICES LIMITED.

Report on Audit of the Standalone Financial Statements

QUALIFIED OPINION

- We have audited the accompanying Standalone Financial Statements of EKI Energy Services Limited ('the Company'), which comprise the Balance Sheet as at 31 March 2023, the Statement of Profit and Loss (including Other Comprehensive Income), Statement of Changes in Equity and the Cash Flow Statement for the year then ended and notes to Standalone Financial Statements, including a summary of significant accounting policies and other explanatory information (hereinafter referred to as " Standalone financial statements")
- In our opinion and to the best of our information and according to the explanations given to us, the Standalone financial statements, except for the possible effects of the matter described in the Basis for Qualified Opinion section below, gives the information required by the Companies Act, 2013 ("the Act") in the manner so required and give a true and fair view in conformity with the recognition and measurement principles laid down in the Indian Accounting Standards ('Ind AS') as prescribed under section 133 of the Companies Act, 2013 ('Act'), read together with Rule 3 of the Companies (Indian Accounting Standards) Rules, 2015 (as amended from time to time) and other accounting principles generally accepted in India of the net profit/(loss) and total comprehensive income / (loss) and other financial information of the Company for the year ended March 31, 2023.

BASIS FOR QUALIFIED OPINION

- Joint Statutory Auditor, M/s. Walker Chandio & Co. LLP, of the company has found certain observations and qualifications in the financial transactions of the Company. The same was communicated to the Audit Committee ("AC") and the Board of Directors ("BOD") of the Company u/s 143(12) of the Companies Act, 2013 on July 10, 2023. Based on the evaluation and after consideration of a memorandum prepared by legal counsels and qualified professionals, the AC of the company has responded to the Joint Statutory Auditor on August 24, 2023. The Company has represented to us that there are no non-compliance of the Companies Act, 2013 and other applicable laws / regulations and the same shall have no material impact on the standalone financial statements. The matter is under litigation and sub-judice. Due to uncertainty relating to the future outcome, we are unable to quantify

the impact of these transactions which may result in possible adjustments and/or disclosures in the standalone financial statements.

- We conducted our audit in accordance with the Standards of Auditing ("SAs") specified under section 143(10) of Companies Act, 2013 ("the Act"). Our responsibilities under those standards are further described in the Auditors' Responsibilities for the Audit of the Standalone Financial Statements section of our report. We are independent of the Company in accordance with the Code of Ethics issued by the ICAI together with the ethical requirements that are relevant to our audit of the Standalone Financial Statements, and we have fulfilled our other ethical responsibilities in accordance with these requirements and the ICAI's Code of Ethics. Except for the matters described in the Basis for Qualified Opinion section above, we believe that the audit evidence we have obtained is sufficient and appropriate to provide a basis of our qualified opinion.

EMPHASIS OF MATTER

- We draw attention to matters:
 - As per Note No. 39 to the standalone financial statements, during the Financial year, Revenue was recognized upon deployment of carbon credit eligible projects instead of complying with performance obligation as required in the certain contracts. However, after considering the views of experts, the management of the company has consented that the revenue and corresponding cost shall be recognized upon complying with the entire performance obligation of contracts, instead of substantial performance obligation as per the requirement of Ind AS - 115 and accordingly the adjustment in respect of contract assets and contract liability has been accounted for and the figures for financial year ended on 31st March 2023 are in accordance with Ind AS.
 - Note No. 7(g) of the Standalone Financial Statements which describes the significant accounting policies applied in the valuation of inventory including cook stoves and carbon credits. The valuation of inventory is a critical accounting estimate that involves significant judgment by management. Further, the valuation of carbon credits involves complex and specialized factors, including verification of emission reductions, market pricing, regulatory compliance, vintage, technology, the timing of recognized revenues, and other aspects. Our audit procedures related to inventory valuation disclosed a matter that we believe is of importance to the users of the financial statements.

Our opinion is not modified in respect of this matter.

KEY AUDIT MATTERS

- Key audit matters are those matters that, in our professional judgment, were of most significance in our audit of the Standalone financial statements for the financial year ended 31st March 2023. These matters were addressed in the context of our audit of the Standalone Financial Statements as a whole, and in forming our opinion thereon, and we do not provide a separate opinion on these matters. For each matter below, our description of how our audit addressed the matter is provided in that context.

We have determined the matters described below to be the key audit matters to be communicated

in our report. We have fulfilled the responsibilities described in the Auditor's responsibilities for the audit of the Standalone Financial Statements section of our report, including in relation to these matters. Accordingly, our audit included the performance of procedures designed to respond to our assessment of the risks of material misstatement of the Standalone Financial Statements. The results of our audit procedures, including the procedures performed to address the matters below, provide the basis for our audit opinion on the accompanying Standalone Financial Statements.

Key audit matters	How our audit addressed the key audit matter
(a) Transition to IND-AS accounting framework	<p>Following substantive audit procedures to establish the effectiveness of transition from IGAAP to Ind AS:</p> <ul style="list-style-type: none"> We read the Ind AS impact assessment performed by the management to identify areas impacted due to Ind AS transition. We understood the preparation of financial statement (including disclosures in notes to accounts) and the additional controls established by the Company for transition to Ind AS. We have tested the design and operating effectiveness of key controls for processes identified by the Company for impact assessment. We understood the exemption availed by the management in applying the first-time adoption principles of Ind AS 101. We understood the changes made by the Company in presentation and disclosures under the new accounting framework. We understood the changes made to the accounting policies considering the requirements of the new accounting framework. We performed test of details on the accounting adjustments posted as at the transition date and in respect of the previous year to convert the financial information reported under erstwhile Indian GAAP to Ind AS. We assessed the disclosures included in the Ind AS financial statements in accordance with the requirements of Ind AS 101, with respect to the previous periods presented.

INFORMATION OTHER THAN THE FINANCIAL STATEMENT AND AUDITOR'S REPORT THEREON

7. The Company's management and Board of Directors are responsible for the other information. The other information comprises the information included in the Company's annual report, but does not include the Standalone Financial Statements, Consolidated Financial Statements and our auditor's report thereon.

Our opinion on the Standalone Financial Statements does not cover the other information and we do not express any form of assurance conclusion thereon.

In connection with our audit of the Standalone Financial Statements, our responsibility is to read the other information and, in doing so, consider whether the other information is materially inconsistent with the Standalone Financial Statements, or our knowledge obtained in the audit or otherwise appears to be materially misstated. If, based on the work we have performed and based on the work done/ audit report of other auditors, there is a material misstatement of this other information, we are required to report that fact. We have nothing to report in this regard.

RESPONSIBILITIES OF MANAGEMENT AND THOSE CHARGED WITH GOVERNANCE FOR THE STANDALONE FINANCIAL STATEMENTS

8. The Board of Directors of the Company are responsible for the preparation and presentation of the Standalone Financial Statements that gives a true and fair view of the financial position, financial performance including Other comprehensive income, cash flows and changes in equity of the Company in accordance with the applicable Ind AS and other accounting principles generally accepted in India. This responsibility also includes maintenance of adequate accounting records in accordance with the provisions of the Act for safeguarding of the assets of the Company and for preventing and detecting frauds and other irregularities; selection and application of appropriate accounting policies; making judgments and estimates that are reasonable and prudent; and the design, implementation, and maintenance of adequate internal financial controls, that were operating effectively for ensuring the accuracy and completeness of the accounting records, relevant to the preparation and presentation of the Standalone Financial Statements that gives a true and fair view and are free from material misstatement, whether due to fraud or error.

9. In preparing the Standalone Financial Statements, the Board of Directors are responsible for assessing the Company's ability to continue as a going concern, disclosing, as applicable, matters related to going concern and using the going concern basis of accounting unless Board of Directors either intends to liquidate the Company or to cease operations, or has no realistic alternative but to do so.

10. The Board of Directors are also responsible for overseeing the financial reporting process of the Company.

AUDITOR'S RESPONSIBILITIES FOR THE AUDIT OF THE STANDALONE FINANCIAL STATEMENTS

11. Our objectives are to obtain reasonable assurance about whether the standalone financial statements as a whole are free from material misstatement, whether due to fraud or error, and to issue an auditor's report that includes our opinion. Reasonable assurance is a high level of assurance, but is not a guarantee that an audit conducted in accordance with SAs will always detect a material misstatement when it exists. Misstatements can arise from fraud or error and are considered material if, individually or in the aggregate, they could reasonably be expected to influence the economic decisions of users taken on the basis of these standalone financial statements.

As part of an audit in accordance with SAs, we exercise professional judgment and maintain professional skepticism throughout the audit. We also:

- Identify and assess the risks of material misstatement of the Standalone financial statements, whether due to fraud or error, design and perform audit procedures responsive to those risks, and obtain audit evidence that is sufficient and appropriate to provide a basis for our opinion. The risk of not detecting a material misstatement resulting from fraud is higher than for one resulting from error, as fraud may involve collusion, forgery, intentional omissions, misrepresentations, or the override of internal controls.
- Obtain an understanding of internal controls relevant to the audit in order to design audit procedures that are appropriate in the circumstances. Under section 143(3)(i) of the Act, we are also responsible for expressing our opinion on whether the Company has adequate internal financial controls with reference to Standalone Financial Statements in place and the operating effectiveness of such controls.
- Evaluate the appropriateness of accounting policies used and the reasonableness of accounting estimates and related disclosures made by the management.
- Conclude on the appropriateness of the Board of Directors' use of the going concern basis of accounting and, based on the audit evidence obtained, whether a material uncertainty exists related to events or conditions that may cast significant doubt on the Company's ability to continue as a going concern. If we conclude that a material uncertainty exists, we are required to draw attention in our auditor's report to the related disclosures in the standalone financial statements or, if such disclosures are inadequate, to modify our opinion. Our conclusions are based on the audit evidence obtained up to the date of our auditor's report. However, future events or conditions may cause the Company to cease to

continue as a going concern.

- Evaluate the overall presentation, structure and content of the standalone financial statements, including the disclosures, and whether the standalone financial statements represent the underlying transactions and events in a manner that achieves fair presentation.

Materiality is the magnitude of misstatements in the Standalone Financial Statements that, individually or in aggregate, makes it probable that the economic decisions of a reasonably knowledgeable user of the Standalone Financial Statements may be influenced. We consider quantitative materiality and qualitative factors in (i) planning the scope of our audit work and in evaluating the results of our work; and (ii) to evaluate the effect of any identified misstatements in the Standalone Financial Statements.

We communicate with those charged with governance regarding, among other matters, the planned scope and timing of the audit and significant audit findings, including any significant deficiencies in internal controls that we identify during our audit.

We also provide those charged with governance with a statement that we have complied with relevant ethical requirements regarding independence, and to communicate with them all relationships and other matters that may reasonably be thought to bear on our independence, and where applicable, related safeguards.

From the matters communicated with those charged with governance, we determine those matters that were of most significance in the audit of the Standalone Financial Statements of the current year and are therefore the key audit matters. We describe these matters in our auditor's report unless law or regulation precludes public disclosure about the matter or when, in extremely rare circumstances, we determine that a matter should not be communicated in our report because the adverse consequences of doing so would reasonably be expected to outweigh the public interest benefits of such communication.

OTHER MATTERS

12. The standalone financial statements of the Company for the year ended 31 March 2022 were audited by the predecessor auditor who had expressed an unmodified opinion on May 17, 2022.

13. The standalone financial statements of the Company for the year ended 31 March 2022 and the transition date opening balance sheet as at 01 April 2021 included in these standalone financial statements, are based on the previously issued statutory financial statements prepared in accordance with the Companies (Accounting Standards) Rules, 2021 and other accounting principles generally accepted in India, which were audited by the predecessor auditor who's report for the years ended March 31, 2022 and March 31, 2021 dated May 17, 2022 and June 16, 2021 respectively expressed an unmodified opinion on those standalone

financial statements, as adjusted for the differences in the accounting principles adopted by the Company transition to the Ind AS, which have been audited by us. Our opinion is not modified in respect of above matters.

14. The Audit Committee in their meeting held on July 05, 2023 has recommended removal of Company's statutory auditor M/s. Walker Chandiook & Co. LLP and the same was approved by Board of Directors in their meeting on July 13, 2023. The shareholders of the company in the Extra Ordinary General Meeting held on August 14, 2023 approved the removal, subject to approval of Central Government and the same is pending for approval as on the date of this report. In the Extra Ordinary General Meeting held on September 6, 2023, we have been appointed as Joint Auditor of the Company. The report of Joint Auditor M/s. Walker Chandiook & Co. LLP on these standalone financial statements is not available. In view of the above circumstances, we have issued separate audit report.

REPORT ON OTHER LEGAL AND REGULATORY REQUIREMENTS

1. As required by Section 143(3) of the Act, based on our audit we report that:

- a) We have sought and except for the matters described in Basis for Qualified Opinion section above, and obtained all the information and explanations which to the best of our knowledge and belief were necessary for the purpose so for audit.
- b) Except for the possible effects of the matters described in the Basis for Qualified Opinion section above, in our opinion, proper books of account as required by law have been kept by the Company so far as it appears from our examination of those books.
- c) The Balance Sheet, the Statement of Profit and Loss including Other Comprehensive Income, Statement of Changes in Equity and the Statement of Cash Flows dealt with by this Report are in the agreement with the relevant books of account.
- d) Except for the possible effects of the matters described in the Basis for Qualified Opinion section above, in our opinion, the aforesaid standalone financial statements comply with the Ind AS specified under Section 133 of the Act.
- e) On the basis of the written representations received from the directors as on March 31, 2023 taken on record by the Board of Directors, none of the directors is disqualified as on March 31, 2023 from being appointed as a director in terms of Section 164(2) of the Act.
- f) With respect to the adequacy of the internal financial controls over financial reporting of the Company and the operating effectiveness of such controls, refer to our separate Report in "Annexure A". Our report expresses a qualified opinion on the adequacy and operating effectiveness of the Company's internal financial controls over financial reporting.

- g) With respect to the other matters to be included in the Auditor's Report in accordance with the requirements of section 197(16) of the Act, as amended, in our opinion and to the best of our information and according to the explanations given to us, the remuneration paid by the Company to its directors during the year is in accordance with the provisions of section 197 of the Act.
- h) With respect to the other matters to be included in the Auditor's Report in accordance with Rule 11 of the Companies (Audit and Auditors) Rules, 2014, as amended in our opinion and to the best of our information and according to the explanations given to us:
- i. The Company has disclosed the impact of pending litigations on its financial position in its standalone financial statements.
- ii. The Company has made provision, as required under the applicable law or accounting standards, for material foreseeable losses, if any, on long-term contracts including derivative contracts;
- iii. There has been no delay in transferring amounts, required to be transferred, to the Investor Education and Protection Fund by the Company.
- iv. (a) The Management has represented that, to the best of its knowledge and belief, as disclosed in note 50 to the financial statements no funds have been advanced or loaned or invested (either from borrowed funds or share premium or any other sources or kind of funds) by the Company to or in any other person(s) or entity (ies), including foreign entities (Intermediaries), with the understanding, whether recorded in writing or otherwise, that the Intermediary shall, directly or indirectly lend or invest in other persons or entities identified in any manner whatsoever by or on behalf of the Company (Ultimate Beneficiaries) or provide any guarantee, security or the like on behalf of the Ultimate Beneficiaries.
- (b) The Management has represented, that, to the best of its knowledge and belief, as disclosed in the note

50 to the financial statements, no funds have been received by the Company from any person(s) or entity (ies), including foreign entities (Funding Parties), with the understanding, whether recorded in writing or otherwise, that the Company shall, directly or indirectly, lend or invest in other persons or entities identified in any manner whatsoever by or on behalf of the Funding Party (Ultimate Beneficiaries) or provide any guarantee, security or the like on behalf of the Ultimate Beneficiaries.

- (c) Based on the audit procedures performed that have been considered reasonable and appropriate in the circumstances, Except for the possible effects of the matters described in the Basis for Qualified Opinion section above, nothing has come to our notice that has caused us to believe that the representations under sub-clause (i) and (ii) of Rule 11(e), as provided under (a) and (b) above, contain any material misstatement.
- (d) Based on the audit procedure performed that have been considered reasonable and appropriate in the circumstances, nothing has come to our notice that has caused us to believe that the representations under sub clause (i) and (ii) of Rule 11(e) of the Companies (Audit & Auditors) Rules, 2014, as provided under (a) and (b) above, contain any material misstatement.
- v) The Company has not declared any dividend during the current year.
- vi) Proviso to Rule 3(1) of the Companies (Accounts) Rules, 2014 for maintaining books of account using accounting software which has a feature of recording audit trail (edit log) facility is applicable to the Company with effect from April 1, 2023, and accordingly, reporting under Rule 11(g) of Companies (Audit and Auditors) Rules, 2014 is not applicable for the financial year ended March 31, 2023.
2. As required by the Companies (Auditor's Report) Order, 2020 ("the Order") issued by the Central Government in terms of Section 143(11) of the Act, we give in "Annexure B" a statement on the matters specified in paragraphs 3 and 4 of the Order.

For Dassani & Associates

Chartered Accountants
Firm's Registration No.: 009096C

CA. Udesb Dassani

Partner
Membership No.: 078588
UDIN:

Place: **Indore**
Date: **23.09.2023**

ANNEXURE "A"

TO THE INDEPENDENT AUDITOR'S REPORT -31ST MARCH 2023 ON THE STANDALONE FINANCIAL STATEMENTS OF EKI ENERGY SERVICES LIMITED.

Report on the Internal Financial Controls under Clause (i) of Sub-section 3 of Section 143 of the Companies Act, 2013("the Act")

We have audited the internal financial controls over financial reporting of EKI Energy Services Limited ("the Company") as of March 31, 2023 in conjunction with our audit of the standalone financial statements of the Company for the year ended on that date.

MANAGEMENT'S RESPONSIBILITY FOR INTERNAL FINANCIAL CONTROLS

The Company's management is responsible for establishing and maintaining internal financial controls based on the internal control over financial reporting criteria established by the Company considering the essential components of internal control stated in the Guidance Note on Audit of Internal Financial Controls Over Financial Reporting issued by the Institute of Chartered Accountants of India. These responsibilities include the design, implementation and maintenance of adequate internal financial controls that were operating effectively for ensuring the orderly and efficient conduct of its business, including adherence to company's policies, the safeguarding of its assets, the prevention and detection of frauds and errors, the accuracy and completeness of the accounting records, and the timely preparation of reliable financial information, as required under the Companies Act, 2013.

AUDITORS' RESPONSIBILITY

Our responsibility is to express an opinion on the Company's internal financial controls over financial reporting based on our audit. We conducted our audit in accordance with the Guidance Note on Audit of Internal Financial Controls Over Financial Reporting (the "Guidance Note") and the Standards on Auditing, issued by ICAI and deemed to be prescribed under section 143(10) of the Companies Act, 2013, to the extent applicable to an audit of internal financial controls, both applicable to an audit of Internal Financial Controls and, both issued by the Institute of Chartered Accountants of India. Those Standards and the Guidance Note require that we comply with ethical requirements and plan and perform the audit to obtain reasonable assurance about whether adequate internal financial controls over financial reporting was established and maintained and if such controls operated effectively in all material respects.

Our audit involves performing procedures to obtain audit evidence about the adequacy of the internal financial controls system over financial reporting and their operating effectiveness. Our audit of internal financial controls over financial reporting included obtaining an understanding of internal financial controls over financial reporting, assessing the risk that a material weakness

exists, and testing and evaluating the design and operating effectiveness of internal control based on the assessed risk. The procedures selected depend on the auditor's judgment, including the assessment of the risks of material misstatement of the financial statements, whether due to fraud or error.

Except for the matters described in the Basis for Qualified Opinion section below, we believe that the audit evidence we have obtained is sufficient and appropriate to provide a basis for our audit opinion on the Company's internal financial controls system over financial reporting.

MEANING OF INTERNAL FINANCIAL CONTROLS OVER FINANCIAL REPORTING.

A company's internal financial control over financial reporting is a process designed to provide reasonable assurance regarding the reliability of financial reporting and the preparation of financial statements for external purposes in accordance with generally accepted accounting principles. A company's internal financial control over financial reporting includes those policies and procedures that:

- (1) Pertain to the maintenance of records that, in reasonable detail, accurately and fairly reflect the transactions and dispositions of the assets of the company;
- (2) Provide reasonable assurance that transactions are recorded as necessary to permit preparation of financial statements in accordance with generally accepted accounting principles, and that receipts and expenditures of the company are being made only in accordance with authorizations of management and directors of the company; and
- (3) Provide reasonable assurance regarding prevention or timely detection of unauthorized acquisition, use, or disposition of the company's assets that could have a material effect on the financial statements.

INHERENT LIMITATIONS OF INTERNAL FINANCIAL CONTROLS OVER FINANCIAL REPORTING

Because of the inherent limitations of internal financial controls over financial reporting, including the possibility of collusion or improper management override of controls, material misstatements due to error or fraud may occur and not be detected. Also, projections of any evaluation of the internal financial controls over financial reporting to future periods are subject to the risk that the internal financial control over financial reporting may become inadequate because of changes in conditions, or that the degree of compliance with the policies or procedures may deteriorate.

BASIS OF QUALIFIED OPINION

According to the information and explanations given to us

and based on our audit, the following material weaknesses have been identified as at March 31, 2023:

- a) The company's management has not properly assessed the effectiveness of the internal control for the year ended on 31st March 2023.
- b) The Company's does not have appropriate internal control system which is commensurate to the size and scale of operation over financial transactions.

A 'material weaknesses' is a deficiency, or a combination of deficiencies, in internal financial control over financial reporting, such that there is a reasonable possibility that a material misstatement of the company's annual or interim financial statements will not be prevented or detected on a timely basis.

QUALIFIED OPINION

In our opinion, except for the possible effects of the material weaknesses described in basis of qualified opinion

For Dassani & Associates

Chartered Accountants
Firm's Registration No.: 009096C

CA. Udesh Dassani

Partner
Membership No.: 078588
UDIN:

Place: **Indore**
Date: **23.09.2023**

section above, on the achievement of the objectives of the control criteria, the Company has maintained, in all material respects, adequate internal financial controls over financial reporting and such internal financial controls over financial reporting were operating effectively as of March 31, 2023, based on the internal control over financial reporting criteria established by the company considering the essential components of internal control stated in the Guidance Note on Audit of Internal Financial Controls Over Financial Reporting issued by the Institute of Chartered Accountants of India.

We have considered the material weaknesses identified and reported above in determining the nature, timing, and extent of audit tests applied in our audit of the March 31, 2023 standalone financial statements of the Company, and we have issued qualified opinion on the said standalone financial statements of the Company.

ANNEXURE "B"

TO THE INDEPENDENT AUDITOR'S REPORT -31ST MARCH 2023 ON THE STANDALONE FINANCIAL STATEMENTS OF EKI ENERGY SERVICES LIMITED.

[Referred to in paragraph 2 under 'Report on Other Legal and Regulatory Requirements' in the Independent Auditors' Report]

i.

- (a) A. The company has maintained proper records showing full particulars including quantitative details and situation of Property, Plant and Equipment.
B. The Company has maintained proper records showing full particulars of intangible assets.
- (b) Property, Plant and Equipment have been physically verified by the management at reasonable intervals during the year and no material discrepancies were identified on such verification.
- (c) According to the information and explanations given to us and on the basis of our examination of the records of the Company, the title deeds of immovable properties (other than properties where the company is the lessee and the lease agreements are duly executed in favour of the lessee) as disclosed in the financial statements are held in the name of the Company.
- (d) According to the information and explanations given to us, the Company has not revalued its property, plant and Equipment (including Right of Use assets) and its intangible assets. Accordingly, the requirements under paragraph 3(i)(d) of the Order are not applicable to the Company.
- (e) According to the information and explanations given to us, no proceeding has been initiated or pending against the Company for holding benami property under the Benami Transactions (Prohibition) Act, 1988 and rules made thereunder. Accordingly, the provisions stated in

(A) The details of such loans or advances and guarantees or security to subsidiaries, Joint Ventures and Associates are as follows:

	Loans	Security	Guarantees	Advances
Aggregate amount granted/provided during the year (Rs. In Lakhs)				
• Subsidiaries	128.21	Nil	Nil	Nil
Balance Outstanding as at balance sheet date in respect of above cases (Rs. In Lakhs)				
• Subsidiaries	144.38	Nil	Nil	Nil

AND

(B) The details of such loans or advances and guarantees or security to parties other than subsidiary, joint ventures and associates are as follows:

	Loans	Security	Guarantees	Advances
Aggregate amount granted/provided during the year				
• Others	18	Nil	Nil	Nil
Balance Outstanding as at balance sheet date in respect of above cases				
• Others	12	Nil	Nil	Nil

paragraph 3(i)(e) of the Order are not applicable to the Company.

ii.

- (a) According to the information and explanation provided to us, the Company's inventory mainly consists of carbon credits which are held in dematerialized form maintained in accounts with registered bodies (CDM, Verra, IREC, Gold Standard, etc.), and the said carbon credits are verified at regular intervals by the management. The inventory also consists of cook stoves, which has been physically verified during the year by the management. In our opinion, the frequency of verification, coverage & procedure of verification of inventory is reasonable and appropriate. No major material discrepancies were noticed in the Company's inventory.
- (b) The Company has been sanctioned working capital limits in excess of Rs. 5 crores in aggregate from Banks/financial institutions on the basis of security of current assets. No major discrepancies have been observed in the Quarterly returns / statements which were filed with such Banks/ financial institutions.
- iii. According to the information and explanation provided to us, the Company has made investments in, provided any guarantee or security or granted any loans or advances in the nature of loans, secured or unsecured, to companies, firms, Limited Liability Partnerships or any other parties during the year in respect of which:
 - (a) According to the information explanation provided to us, the Company has provided loans or provided advances in the nature of loans, or given guarantee, or provided security to any other entity.

- (b) According to the information and explanations given to us and based on the audit procedures performed by us, we are of the opinion that the terms and conditions in relation to investments made, guarantees provided, securities given and / or grant of all loans and advances in the nature of loans and guarantees are not prejudicial to the interest of the Company.
- (c) In case of the loans and advances in the nature of loan, schedule of repayment of principal and payment of interest have been stipulated and the borrowers have been regular in the payment of the principal and interest.
- (d) There are no amounts overdue for more than ninety days in respect of the loan granted to Company/ Firm/ LLP/ Other Parties.
- (e) According to the information explanation provided to us, the loan or advance in the nature of loan granted has not fallen due during the year. Hence, the requirements under paragraph 3(iii)(e) of the Order are not applicable to the Company.
- (f) According to the information explanation provided to us and based on the audit procedures performed, the Company has not granted any loans either repayable on demand or without specifying any terms or period of repayment during the year. Hence, reporting under clause 3(iii)(f) of the order is not applicable.
- iv. In our opinion and according to the information and explanations given to us, the Company has directly or indirectly, not granted loan to its directors or to

any other person in whom the director is interested, in accordance with the provisions of section 185 of the Act and the Company has not made investments through more than two layers of investment companies in accordance with the provisions of section 186 of the Act. Accordingly, provisions stated in paragraph 3(iv) of the Order are not applicable to the Company.

- v. The Company has neither accepted deposits from the public nor accepted any amount which are deemed to be deposits within the meaning of sections 73 to 76 of the Act and the Rules made thereunder. Hence, reporting under clause 3(v) of the Order is not applicable.
- vi. The provisions of sub-section (1) of section 148 of the Act are not applicable to the Company as the Central Government of India has not specified the maintenance of cost records for any of the products of the Company. Accordingly, the provisions stated in paragraph 3 (vi) of the Order are not applicable to the Company.
- vii.
- (a) According to the information and explanations given to us and the records of the Company examined by us, in our opinion, undisputed statutory dues including goods and service tax, provident fund, employees' state insurance, income-tax, sales-tax, service tax, duty of customs, duty of excise, value added tax, cess have been regularly deposited by the company with appropriate authorities in all cases during the year except the as tabulated below:

Statement of Arrears of Statutory Dues Outstanding for More than Six Months

Name of the Statute	Nature of dues	Amount (Rs)	Period to which the amount relates	Due date	Date of payment	Remarks if any
Income tax act 1961	Tax deducted at source (TDS)	3669	FY 22-23	NA	NA	
Income tax act 1961	Tax deducted at source (TDS)	316644	FY 21-22	NA	NA	TDS demand u/s 201
Income tax act 1961	Tax deducted at source (TDS)	23760	Prior years	NA	NA	

- (b) According to the information and explanation given to us and the records of the Company examined by us, there are no dues of income tax, goods and service tax, customs duty, cess and any other statutory dues which have not been deposited on account of any dispute.
- viii. According to the information and explanations given to us, there are no transactions which are not accounted in the books of account which have been surrendered or disclosed as income during the year in Tax Assessment of the Company. Also, there are no previously unrecorded income which has been now recorded in the books of account. Hence, the provision stated in paragraph 3(viii) of the Order is not applicable to the Company.
- ix.
- (a) In our opinion and according to the information and explanations given to us, the Company has not defaulted in repayment of loans or borrowings or in payment of interest thereon to any lender.
- (b) According to the information and explanations given to us and on the basis of our audit procedures, we report that the company has not been declared wilful defaulter by any bank or financial institution or government or any government authority.
- (c) In our opinion and according to the information explanation provided to us, money raised by way of term loans during the year have been applied for the

purpose for which they were raised.

- (d) According to the information and explanations given to us, and the procedures performed by us, and on an overall examination of the standalone financial statements of the company, we report that no funds raised on short-term basis have been used for long-term purposes by the company.
- (e) According to the information explanation given to us and on an overall examination of the standalone financial statements of the Company, we report that the company has not taken any funds from an any entity or person on account of or to meet the obligations of its subsidiaries, associates or joint ventures.
- (f) According to the information and explanations given to us and procedures performed by us, we report that the Company has not raised loans during the year on the pledge of securities held in its subsidiaries, joint ventures or associate companies.
- x.
- (a) The Company did not raise any money by way of initial public offer or further public offer (including debt instruments) during the year. Accordingly, the provisions stated in paragraph 3(x)(a) of the Order are not applicable to the Company.
- (b) According to the information and explanations given to us and based on our examination of the records of the Company, the Company has not made any preferential allotment or private placement of shares or fully, partly or optionally convertible debentures during the year. Accordingly, the provisions stated in paragraph 3(x)(b) of the Order are not applicable to the Company.
- xi.
- (a) During the course of audit and to the best of our knowledge, except for the possible effects of the instances of fraud described by the Joint Statutory Auditor "Walker Chandiook & Co. LLP." in the report on the standalone financial statements, no fraud by the company and no material fraud on the company by its officers or employees has been noticed or reported during the year. Since, the matter is sub-judice, we do not provide an opinion on the instances of fraud reported by the joint auditor.
- (b) No report under sub section (12) of section 143 of the Companies Act 2013 has been filed by us. As informed by the the Joint statutory auditor "Walker Chandiook & Co LLP" they have filed the report in accordance with the provision of sub-section (12) of section 143 of the Companies Act 2013 in form ADT-4 as prescribed under rule 13 of the Companies (Audit & Auditors) Rules, 2014.
- (c) As represented to us by the management that there are no whistle-blower complaints received by the company during the year. Further whistle-blower policy needs to be strengthened which is also pointed out by secretarial auditor.
- xii. In our opinion and according to the information and explanations given to us, the Company is not a Nidhi Company. Accordingly, the provisions stated in

paragraph 3(xii)(a) to (c) of the Order are not applicable to the Company.

- xiii. According to the information and explanations given to us and based on our examination of the records of the Company, transactions with the related parties are in compliance with sections 177 and 188 of the Act where applicable and details of such transactions have been disclosed in the standalone financial statements as required by the applicable accounting standards
- xiv.
- (a) In our opinion and based on our examination, the Company has an internal audit system commensurate with the size and nature of its business.
- (b) With respect to the adequacy of the internal financial controls with reference to financial statements of the Company and the operating effectiveness of such controls, refer to our separate Report in "Annexure A".
- xv. According to the information and explanations given to us, in our opinion during the year the Company has not entered into non-cash transactions with directors or persons connected with its directors and hence, provisions of section 192 of the Act are not applicable to company. Accordingly, the provisions stated in paragraph 3(xv) of the Order are not applicable to the Company.
- xvi.
- (a) In our opinion, the Company is not required to be registered under section 45 IA of the Reserve Bank of India Act, 1934 and accordingly, the provisions stated in paragraph clause 3 (xvi)(a) of the Order are not applicable to the Company.
- (b) In our opinion, the Company has not conducted any Non-Banking Financial or Housing Finance activities without any valid Certificate of Registration from Reserve Bank of India. Hence, the reporting under paragraph clause 3 (xvi)(b) of the Order are not applicable to the Company
- (c) The Company is not a Core investment Company (CIC) as defined in the regulations made by Reserve Bank of India. Hence, the reporting under paragraph clause 3 (xvi)(c) of the Order are not applicable to the Company.
- (d) The Company does not have more than one CIC as a part of its group. Hence, the provisions stated in paragraph clause 3 (xvi)(d) of the Order are not applicable to the Company.
- xvii. Based on the overall review of standalone financial statements, the Company has not incurred cash losses in the current financial year and in the immediately preceding financial year. Hence, the provisions stated in paragraph clause 3 (xvii) of the Order are not applicable to the Company.
- xviii. There has been resignation of (M/s. D.N. Jhamb & Co.) the statutory auditors during the year, in the resignation letter no issues, objections or concerns were raised by the outgoing auditors and the same was reiterated to us by the outgoing auditor.

xix. According to the information and explanations given to us and based on our examination of financial ratios, ageing and expected date of realisation of financial assets and payment of liabilities, other information accompanying the standalone financial statements, our knowledge of the Board of Directors and management plans, we are of the opinion that no material uncertainty exists as on the date of audit report and the Company is capable of meeting its liabilities existing at the date of balance sheet as and when they fall due within a period of one year from the

balance sheet date.

xx. According to the information and explanations given to us, the provisions of section 135 of the Act are applicable to the Company. The Company has made the required contributions during the year and there are no unspent amounts which are required to be transferred to the special account as on the date of our audit report. Accordingly, the provisions of paragraph (xx)(a) to (b) of the Order are not applicable to the Company.

For Dassani & Associates

Chartered Accountants
Firm's Registration No.: 009096C

CA. Udesh Dassani

Partner
Membership No.: 078588
UDIN:

Place: **Indore**
Date: **23.09.2023**

Standalone Balance Sheet as At 31st March 2023

(₹ In Lakh)

Particulars	Notes	As at 31st March, 2023 (₹)	As at 31st March, 2022 (₹)	As at 1st April, 2021 (₹)
ASSETS				
Non-current assets				
Property, plant and equipment	3	314.22	148.21	113.37
Capital work-in-progress	3	13.02	10.98	2.65
Intangible Assets	3	318.12	0.24	0.54
Intangible Assets Under Development	3	8,494.62	393.22	-
Investment Property	4	1,918.86	2,422.69	430.10
Financial assets				
(i) Investments	5	2,193.40	89.76	-
(ii) Other financial assets	6	69.82	88.67	61.32
Deferred tax assets (net)	13	-	18.84	5.90
Non-current tax assets (net)	30	-	-	-
Other Non-Current Assets	12	9,768.69	-	-
		23,090.75	3,172.60	613.88
Current assets				
Inventories	8	30,659.28	19,594.28	-
Financial assets				
(i) Investments	7	2,335.56	2,211.88	0.03
(ii) Trade receivables	9	2,864.64	13,953.10	653.69
(iii) Cash and cash equivalents	10	1,283.74	937.56	1,560.37
(iv) Bank balances other than (iii) above	10	9,648.81	387.76	33.00
(v) Loans	11	167.99	16.90	-
Other current assets	12	15,103.52	15,744.59	1,084.52
Current tax assets (net)	30	2,923.26	-	0.87
		64,986.81	52,846.07	3,332.48
		88,077.58	56,018.67	3,946.36
Total assets				
EQUITY AND LIABILITIES				
Equity				
Equity share capital	14	2,751.14	687.40	505.00
Other equity	15	51,131.73	40,238.33	1,966.64
		53,882.88	40,925.73	2,471.64
LIABILITIES				
Non-current liabilities				
Financial liabilities				
(i) Borrowings	16	2,249.04	-	76.08
Provisions	18	94.26	42.65	17.01
Deferred tax liabilities (net)	13	7.20	-	-
Other Non-Current Liabilities	19	19,337.16	8.50	-

Standalone Balance Sheet as At 31st March 2023

(₹ In Lakh)

Particulars	Notes	As at 31st March, 2023 (₹)	As at 31st March, 2022 (₹)	As at 1st April, 2021 (₹)
Current liabilities				
Financial liabilities				
(i) Borrowings	16	4,241.89	84.87	70.43
(ii) Trade payables				
(a) total outstanding dues of micro and small enterprises	17	-	3.47	11.33
(b) total outstanding dues other than (i)(a) above		7,306.37	10,643.16	1,225.91
(iii) Other financial liabilities	20	561.84	1,421.18	16.16
Other current liabilities	21	393.29	169.04	57.80
Current tax liabilities, net	30	-	2,716.92	-
Provisions	18	3.66	3.15	-
Total Liabilities		34,194.70	15,092.94	1,474.72
Total Equity and Liabilities		88,077.58	56,018.67	3,946.36

The accompanying notes form an integral part of these financial statements.
This is the Balance Sheet referred to in our report of even date.

For Dassani & Associates
Chartered Accountants
Firm's Registration No.: 009096C

CA. Udesb Dassani
Partner
Membership No.: 078588

Place: **Indore**
Date: **23.09.2023**

For and on behalf of Board of Directors of
EKI Energy Services Limited

Manish Kumar Dabkara Managing Director DIN: 03496566	Naveen Sharma Director DIN: 07351558
Mohit Agarwal Chief Financial Officer	Itisha Sahu Company Secretary

Place: **Indore**
Date: **23.09.2023**

Statement of Profit & Loss for the year ended 31 March 2023

(₹ In Lakh)

Particulars	Notes	As at 31st March, 2023 (₹)	As at 31st March, 2022 (₹)
Revenue from operations	22	1,25,840.65	1,80,011.77
Other income	23	1,266.25	130.34
Total Income		1,27,106.90	1,80,142.11
Expenses			
Purchases	24	1,00,948.89	1,33,308.90
Changes in Inventory	25	(11,065.00)	(19,594.28)
Employee benefits expense	26	5,108.11	2,517.88
Finance costs	27	545.86	59.53
Depreciation expense	3	275.46	90.72
Other expenses	29	15,579.30	12,183.39
Total expenses		1,11,392.62	1,28,566.14
Profit before tax		15,714.28	51,575.97
Tax expense	30		
(a) Current tax		3,714.36	13,247.19
(a) Income tax for earlier years		3.79	(0.76)
(b) Deferred tax expense		29.20	(12.95)
Total tax expense		3,747.34	13,233.48
Profit for the year		11,966.94	38,342.46
Other comprehensive income/(loss)			
Items that will not be reclassified to profit or loss		(12.59)	(12.05)
Income tax relating to items that will not be classified to profit/loss		3.17	3.03
Total other comprehensive income/(loss) for the year		(9.42)	(15.08)
Total comprehensive income for the year		11,957.52	38,327.38
Earnings per equity share (EPES)	32		
- Basic EPES (In absolute ₹ terms)		43.46	139.42
- Diluted EPES (In absolute ₹ terms)		43.27	139.10

The accompanying notes form an integral part of these financial statements.
This is the Statement of Profit and Loss referred to in our report of even date.

For Dassani & Associates
Chartered Accountants
Firm's Registration No.: 009096C

CA. Udesb Dassani
Partner
Membership No.: 078588

Place: **Indore**
Date: **23.09.2023**

For and on behalf of Board of Directors of
EKI Energy Services Limited

Manish Kumar Dabkara Managing Director DIN: 03496566	Naveen Sharma Director DIN: 07351558
Mohit Agarwal Chief Financial Officer	Itisha Sahu Company Secretary

Place: **Indore**
Date: **23.09.2023**

Statement of Changes in Equity for the year ended 31 March 2023

(A) EQUITY SHARE CAPITAL

(₹ In Lakh)

	Number	Amount
Equity shares of ₹10 each issued, subscribed and fully paid-up		
Balance as at 1 April 2021 *	50,50,000	505.00
Changes during the year		
Initial Public Offer	18,24,000	182.40
Balance as at 31 March 2022 *	68,74,000	687.40
Changes during the year	-	-
Bonus Shares	2,06,22,000	2,062.20
Employee Stock Option Plan - Exercised Shared	15,413	1.54
Balance as at 31 March 2023	2,75,11,413	2,751.14

* There are no changes in Equity Share Capital on account of prior period errors

(This space is intentionally left blank)

Statement of Changes in Equity for the year ended 31 March 2023

(B) OTHER EQUITY

(₹ In Lakh)

	Surplus in the Statement of Profit and Loss	"Other Comprehensive Income - Actuarial gain/(loss)"	Security Premium Reserve	Employee Stock Option Reserve	Total
Balance as at 1 April 2021 (Refer note 48)	1,966.64	-	-	-	1,966.64
Total comprehensive income for the year ended 31 March 2022					
Received/Reserved during the Year	-	-	1,678.08	-	1,678.08
Less: Share issue expenses	-	-	(290.23)	-	(290.23)
Profit for the year	38,342.46	-	-	-	38,342.46
Less: Final Dividend paid for FY 2020-21	(68.74)	-	-	-	(68.74)
Less: Interim Dividend paid for FY 2021-22	(1,374.80)	-	-	-	(1,374.80)
Less: Adjusted against shares issued during the year	-	-	-	-	-
Other comprehensive income for the year	-	(15.08)	-	-	(15.08)
Total comprehensive income	36,898.92	(15.08)	1,387.85	-	38,271.69
Balance as at 31 March 2022	38,865.56	(15.08)	1,387.85	-	40,238.33
Total comprehensive income/(loss) for the year ended 31 March 2023					
Received/Reserved during the Year	-	-	128.07	968.81	1,096.89
Less: Bonus Shares Issued	(674.35)	-	(1,387.85)	-	(2,062.20)
Less: Adjusted against shares issued during the year	-	-	-	(98.80)	(98.80)
Profit for the year	11,966.94	-	-	-	11,966.94
Other comprehensive loss for the year	-	(9.42)	-	-	(9.42)
Total comprehensive income/(loss)	11,292.59	(9.42)	(1,259.78)	870.02	10,893.41
Balance as at 31 March 2023	50,158.15	(24.50)	128.07	870.02	51,131.74

The accompanying notes form an integral part of these financial statements.
This is the Statement of Changes in Equity referred to in our report of even date.

For Dassani & Associates
Chartered Accountants
Firm's Registration No.: 009096C

CA. Udesb Dassani
Partner
Membership No.: 078588

Place: **Indore**
Date: **23.09.2023**

For and on behalf of Board of Directors of
EKI Energy Services Limited

Manish Kumar Dabkara Managing Director DIN: 03496566	Naveen Sharma Director DIN: 07351558
Mohit Agarwal Chief Financial Officer	Itisha Sahu Company Secretary

Place: **Indore**
Date: **23.09.2023**

Statement of Cash Flows for the year ended 31 March 2023

(₹ In Lakh)

Particulars	As at 31st March, 2023 (₹)	As at 31st March, 2022 (₹)
Cash flow from operating activities		
Profit before tax	15,714.28	51,575.97
Adjustments to reconcile profit before tax to net cash flows:		
Depreciation expense	275.46	90.72
Employee benefits expense	1,008.33	16.74
Interest income	(237.09)	(20.55)
Changes in fair value excluding net gain/ (loss) on sale of investments	(86.06)	(10.68)
Dividend income	-	-
(Gain)/loss on sale of investments	(114.33)	(94.54)
Loss on sale of Investment Property	35.59	-
(Profit)/ Loss on sale of fixed assets (net)	(0.24)	-
Operating profit before working capital changes	16,595.94	51,557.66
Adjustment for changes in working capital:		
Decrease in inventories	(11,065.00)	(19,594.28)
(Increase)/Decrease in trade receivables	11,088.46	(13,299.41)
Increase in other financial assets	(132.24)	(44.25)
(Increase)/Decrease in other assets	(9,127.63)	(14,660.07)
Increase in trade payables	(3,340.26)	9,409.39
Increase/(Decrease) in other financial liabilities	515.46	30.22
Decrease in other liabilities	224.25	111.24
Decrease in other non-current liabilities	19,328.66	8.50
Cash generated from operations	24,087.63	13,519.00
Income taxes paid	(9,358.33)	(10,531.67)
Net cash generated from operating activities	14,729.30	2,987.33
Cash flows used in investing activities		
Purchase of property, plant and equipment	(274.81)	(92.42)
Purchase of Intangible Assets	(4.95)	(0.09)
Purchase of Capital WIP and Intangible Assets under Development	(8,496.66)	(401.55)
Purchase of investment property	(0.92)	(2,025.34)
Proceeds from sale of property, plant and equipment	3.04	-
Proceeds from sale of investment property	380.00	-
Increase / (Decrease) in investments	(2,026.93)	(2,196.39)
Decrease/(increase) in other bank balances	(9,261.05)	(354.76)
Interest received	237.09	20.55
Dividend received	-	-
Net cash flow used in investing activities	(19,445.21)	(5,049.99)
Cash flows from financing activities		
Increase in Non-Current Financial Liabilities - Borrowings	2,249.04	(76.08)
Increase in Current Financial Liabilities - Borrowings	4,157.02	14.44
Proceeds from issuance of Share Capital	30.82	1,570.25
Dividend Paid	(1,374.80)	(68.74)
Net cash flow from/used in financing activities	5,062.08	1,439.87

Statement of Cash Flows for the year ended 31 March 2023

(₹ In Lakh)

Particulars	As at 31st March, 2023 (₹)	As at 31st March, 2022 (₹)
Net (decrease)/increase in cash and cash equivalents	346.17	(622.79)
Cash and cash equivalents at the beginning of the year	937.56	1,560.37
Cash and cash equivalents at the end of the year	1,283.74	937.56
Reconciliation of cash and cash equivalents as per the cash flow statement		
Cash on hand	5.56	5.95
Balances with banks:		
- On current accounts	1,108.54	931.29
- On deposit accounts	169.31	-
- Earmarked balances with bank	0.33	0.32
Total cash and cash equivalents (note 9)	1,283.74	937.56

This is the Cash Flow Statement referred to in our report of even date.

For Dassani & Associates
Chartered Accountants
Firm's Registration No.: 009096C

CA. Udesb Dassani
Partner
Membership No.: 078588

Place: **Indore**
Date: **23.09.2023**

For and on behalf of Board of Directors of
EKI Energy Services Limited

Manish Kumar Dabkara Managing Director DIN: 03496566	Naveen Sharma Director DIN: 07351558
Mohit Agarwal Chief Financial Officer	Itisha Sahu Company Secretary

Place: **Indore**
Date: **23.09.2023**

Forming part of the Financial Statements

1. CORPORATE INFORMATION

EKI Energy Services Limited (referred to as "EKI" or "the Company") is incorporated in the State of Madhya Pradesh, India. The registered office of the Company is Plot No. 48, Scheme No. 78, Part II, Vijay Nagar, Indore. The corporate office of the company is situated at 902, 9th Floor, NRK Business Park, Scheme No. 54, Vijay Nagar, Indore. The Company is mainly in the following businesses:

- a) Carbon credit offsetting and carbon advisory services
- b) Implementation and Development of carbon credit eligible projects

2. STATEMENT OF COMPLIANCE

These financial statements have been prepared in accordance with the Indian Accounting Standards (hereinafter referred to as the 'Ind AS') as notified by Ministry of Corporate Affairs pursuant to Section 133 of the Companies Act, 2013 ('Act') read with of the Companies (Indian Accounting Standards) Rules, 2015 as amended from time to time.

These financial statements for the year ended 31 March 2023 are the first financials with comparatives, prepared under Ind AS. For all previous periods including the year ended 31 March 2022, the Company had prepared its financial statements in accordance with the accounting standards notified under Companies (Accounting Standards) Rule, 2015 (as amended) and other relevant provisions of the Act (hereinafter referred to as 'Previous GAAP') used for its statutory reporting requirement in India.

The accounting policies are applied consistently to all the periods presented in the financial statements, including the preparation of the opening Ind AS Balance Sheet as at 1st April, 2021 being the date of transition to Ind AS.

These financial statements have been prepared and presented under the historical cost convention, on the accrual basis of accounting except for certain financial assets and liabilities that are measured at fair values at the end of each reporting period, as stated in the accounting policies stated out below.

Reconciliations and descriptions of the effect of the transition has been summarized in note 48 of the financial statements.

3. BASIS OF PREPARATION

These standalone financial statements have been prepared on historical cost basis except for certain financial instruments and defined benefit plans which are measured at fair value or amortised cost

at the end of each reporting period. Historical cost is generally based on the fair value of the consideration given in exchange for goods and services. Fair value is the price that would be received to sell an asset or paid to transfer a liability in an orderly transaction between market participants at the measurement date. All assets and liabilities have been classified as current and non-current as per the Company's normal operating cycle. Based on the nature of services rendered to customers and time elapsed between deployment of resources and the realization in cash and cash equivalents of the consideration for such services rendered, the Company has considered an operating cycle of 12 months.

The statement of cash flows has been prepared under indirect method, whereby profit or loss is adjusted for the effects of transactions of a non-cash nature, any deferrals or accruals of past or future operating cash receipts or payments and items of income or expense associated with investing or financing cash flows. The cash flows from operating, investing and financing activities of the Company are segregated. The Company considers all highly liquid investments that are readily convertible to known amounts of cash and are subject to an insignificant risk of changes in value to be cash equivalents.

These standalone financial statements have been prepared in Indian Rupee (₹) which is the functional currency of the Company. Foreign currency transactions are recorded at exchange rates prevailing on the date of the transaction. Foreign currency denominated monetary assets and liabilities are retranslated at the exchange rate prevailing on the balance sheet dates and exchange gains and losses arising on settlement and restatement are recognized in the statement of profit and loss. Non-monetary assets and liabilities that are measured in terms of historical cost in foreign currencies are not retranslated.

The significant accounting policies used in preparation of the standalone financial statements have been discussed in the respective notes.

All the values are rounded to the nearest Lakhs (₹ 00,000) except when otherwise indicated.

4. USE OF ESTIMATES AND JUDGEMENTS

The preparation of standalone financial statements in conformity with the recognition and measurement principles of Ind AS requires management of the Company to make estimates and judgements that affect the reported balances of assets and liabilities, disclosures of contingent liabilities as at the date of standalone financial statements and the reported amounts of income and expenses for the periods

presented.

Estimates and underlying assumptions are reviewed on an ongoing basis. Revisions to accounting estimates are recognized in the period in which the estimates are revised and future periods are affected.

The Company uses the following critical accounting estimates in preparation of its standalone financial statements:

- (a) Revenue recognition: Revenue for fixed-price contracts is recognized when the performance obligation related to the standalone transaction price is satisfied by the company. The Company uses judgement to estimate the performance obligation related to the standalone transaction price.
- (b) Useful lives of property, plant and equipment: The Company reviews the useful life of property, plant and equipment at the end of each reporting period. This reassessment may result in change in depreciation expense in future periods.
- (c) Impairment of investments in subsidiaries: The Company reviews its carrying value of investments carried at cost (net of impairment, if any) annually, or more frequently when there is indication for impairment. If the recoverable amount is less than its carrying amount, the impairment loss is accounted for in the statement of profit and loss.
- (d) Fair value measurement of financial instruments: When the fair value of financial assets and financial liabilities recorded in the balance sheet cannot be measured based on quoted prices in active markets, their fair value is measured using valuation techniques including the Discounted Cash Flow model. The inputs to these models are taken from observable markets where possible, but where this is not feasible, a degree of judgement is required in establishing fair values. Judgements include considerations of inputs such as liquidity risk, credit risk and volatility. Changes in assumptions about these factors could affect the reported fair value of financial instruments.
- (e) Provision for income tax and deferred tax assets: The Company uses estimates and judgements based on the relevant rulings in the areas of allocation of revenue, costs, allowances and disallowances which is exercised while determining the provision for income tax. A deferred tax asset is recognized to the extent that it is probable that future taxable profit will be available against which the deductible temporary differences and tax losses can be utilized. Accordingly, the Company exercises its judgement to reassess the carrying amount of deferred tax assets at the end of each reporting period.
- (f) Provisions and contingent liabilities: The Company estimates the provisions that have present obligations as a result of past events and it is probable that outflow of resources will be required

to settle the obligations. These provisions are reviewed at the end of each reporting period and are adjusted to reflect the current best estimates. The Company uses significant judgements to assess contingent liabilities. Contingent liabilities are recognized when there is a possible obligation arising from past events, the existence of which will be confirmed only by the occurrence or non-occurrence of one or more uncertain future events not wholly within the control of the Company or a present obligation that arises from past events where it is either not probable that an outflow of resources will be required to settle the obligation or a reliable estimate of the amount cannot be made. Contingent assets are not recognized in the standalone financial statements.

- (g) Employee benefits: The accounting of employee benefit plans in the nature of defined benefit requires the Company to use assumptions. These assumptions have been explained under employee benefits note.

5. FINANCIAL ASSETS, FINANCIAL LIABILITIES AND EQUITY INSTRUMENTS

Financial assets and liabilities are recognized when the Company becomes a party to the contractual provisions of the instrument. Financial assets and liabilities are initially measured at fair value. Transaction costs that are directly attributable to the acquisition or issue of financial assets and financial liabilities (other than financial assets and financial liabilities at fair value through profit or loss) are added to or deducted from the fair value measured on initial recognition of financial asset or financial liability.

The Company derecognizes a financial asset only when the contractual rights to the cash flows from the asset expire, or when it transfers the financial asset and substantially all the risks and rewards of ownership of the asset to another entity. The Company derecognizes financial liabilities when, and only when, the Company's obligations are discharged, cancelled or have expired.

Cash and cash equivalents

The Company considers all highly liquid investments, which are readily convertible into known amounts of cash that are subject to an insignificant risk of change in value, to be cash equivalents. Cash and cash equivalents consist of balances with banks which are unrestricted for withdrawal and usage.

Financial assets at amortized cost

Financial assets are subsequently measured at amortized cost if these financial assets are held within a business whose objective is to hold these assets in order to collect contractual cash flows and the contractual terms of the financial assets give rise on specified dates to cash flows that are solely payments of principal and interest on the principal amount outstanding.

Financial assets at fair value through other comprehensive income

Financial assets are measured at fair value through other comprehensive income if these financial assets are held within a business whose objective is achieved by both collecting contractual cash flows on specified dates that are solely payments of principal and interest on the principal amount outstanding and selling financial assets. The Company has made an irrevocable election to present subsequent changes in the fair value of equity investments not held for trading in other comprehensive income.

Financial assets at fair value through profit or loss

Financial assets are measured at fair value through profit or loss unless they are measured at amortized cost or at fair value through other comprehensive income on initial recognition. The transaction costs directly attributable to the acquisition of financial assets and liabilities at fair value through profit or loss are immediately recognized in statement of profit and loss.

Investment in subsidiaries

Investments in subsidiaries are measured at cost less impairment loss, if any.

Financial liabilities

Financial liabilities are measured at amortized cost using the effective interest method.

Equity instruments

An equity instrument is a contract that evidences residual interest in the assets of the company after deducting all of its liabilities. Equity instruments issued by the Company are recognized at the proceeds received net of direct issue cost.

Impairment of financial assets (other than at fair value)

The Company assesses at each date of balance sheet whether a financial asset or a group of financial assets is impaired. Ind AS 109 requires expected credit losses to be measured through a loss allowance. The Company recognizes lifetime expected losses for all contract assets and / or all trade receivables that do not constitute a financing transaction. In determining the allowances for doubtful trade receivables, the Company has used practical expedience by computing the expected credit loss allowance for trade receivables based on a provision matrix. The provision matrix takes into account historical credit loss experience and is adjusted for forward looking information. The expected credit loss allowance is based on the ageing of the receivables that are due and allowance rates used in the provision matrix.

6. LEASES

A contract is, or contains, a lease if the contract conveys the right to control the use of an identified asset for a period of time in exchange for consideration.

Company as a Lessee

The Company accounts for each lease component within the contract as a lease separately from non-lease components of the contract and allocates the consideration in the contract to each lease component on the basis of the relative standalone price of the lease component and the aggregate standalone price of the non-lease components.

The Company recognises right-of-use asset representing its right to use the underlying asset for the lease term at the lease commencement date. The cost of the right-of-use asset measured at inception shall comprise of the amount of the initial measurement of the lease liability adjusted for any lease payments made at or before the commencement date less any lease incentives received, plus any initial direct costs incurred and an estimate of costs to be incurred by the lessee in dismantling and removing the underlying asset or restoring the underlying asset or site on which it is located. The right-of-use asset is subsequently measured at cost less any accumulated depreciation, accumulated impairment losses, if any and adjusted for any remeasurement of the lease liability. The right-of-use asset is depreciated using the straight-line method from the commencement date over the shorter of lease term or useful life of right-of-use asset. The estimated useful lives of right-of-use assets are determined on the same basis as those of property, plant and equipment. Right-of-use assets are tested for impairment whenever there is any indication that their carrying amounts may not be recoverable. Impairment loss, if any, is recognised in the statement of profit and loss.

The Company measures the lease liability at the present value of the lease payments that are not paid at the commencement date of the lease. The lease payments are discounted using the interest rate implicit in the lease, if that rate can be readily determined. If that rate cannot be readily determined, the Company uses incremental borrowing rate. For leases with reasonably similar characteristics, the Company, on a lease-by-lease basis, may adopt either the incremental borrowing rate specific to the lease or the incremental borrowing rate for the portfolio as a whole. The lease payments shall include fixed payments, variable lease payments, residual value guarantees, exercise price of a purchase option where the Company is reasonably certain to exercise that option and payments of penalties for terminating the lease, if the lease term reflects the lessee exercising an option to terminate the lease. The lease liability is subsequently remeasured by increasing the carrying amount to reflect interest on the lease liability, reducing the carrying amount to reflect the lease payments made and remeasuring the carrying amount to reflect any reassessment or lease modifications or to reflect revised in-substance fixed lease payments. The Company recognises the amount of the re-measurement of lease liability due to modification as an adjustment to the right-of-use asset and statement of profit and loss depending upon the nature of

modification. Where the carrying amount of the right-of-use asset is reduced to zero and there is a further reduction in the measurement of the lease liability, the Company recognises any remaining amount of the re-measurement in statement of profit and loss.

The Company has elected not to apply the requirements of Ind AS 116 Leases to short-term leases of all assets that have a lease term of 12 months or less and leases for which the underlying asset is of low value. The lease payments associated with these leases are recognised as an expense on a straight-line basis over the lease term.

Company as a Lessor

At the inception of the lease the Company classifies each of its leases as either an operating lease or a finance lease. The Company recognises lease payments received under operating leases as income on a straight-line basis over the lease term. In case of a finance lease, finance income is recognised over the lease term based on a pattern reflecting a constant periodic rate of return on the lessor's net investment in the lease. When the Company is an intermediate lessor it accounts for its interests in the head lease and the sub-lease separately. It assesses the lease classification of a sub-lease with reference to the right-of-use asset arising from the head lease, not with reference to the underlying asset. If a head lease is a short-term lease to which the Company applies the exemption described above, then it classifies the sub-lease as an operating lease.

If an arrangement contains lease and non-lease components, the Company applies Ind AS 115 Revenue from contracts with customers to allocate the consideration in the contract.

7. NON-FINANCIAL ASSETS AND NON-FINANCIAL LIABILITIES

a) Property, Plant and equipment

i) Property, plant and equipment are stated at cost, less accumulated depreciation and impairment loss, if any except for items covered by Ind-AS 116. The cost comprises purchase price, borrowing costs if capitalization criteria are met and directly attributable cost of bringing the asset to its working conditions for the intended use.

Depreciation is provided for property, plant and equipment on a straight-line basis so as to expense the cost less residual value over their estimated useful lives based on a technical evaluation. The estimated useful lives and residual values are reviewed at the end of each reporting period, with the effect of any change in estimate accounted for on a prospective basis.

ii) Capital work-in-progress comprises cost of property, plant and equipment and related expenses that are not yet ready for their intended use at the reporting date.

Depreciation is not recorded on capital work-in-

progress until construction and installation are complete and the asset is ready for its intended use.

iii) Property, plant and equipment with finite life are evaluated for recoverability whenever there is any indication that their carrying amounts may not be recoverable. If any such indication exists, the recoverable amount (i.e. higher of the fair value less cost to sell and the value-in-use) is determined on an individual asset basis unless the asset does not generate cash flows that are largely independent of those from other assets. In such cases, the recoverable amount is determined for the cash generating unit (CGU) to which the asset belongs. If the recoverable amount of an asset (or CGU) is estimated to be less than its carrying amount, the carrying amount of the asset (or CGU) is reduced to its recoverable amount. An impairment loss is recognized in the statement of profit and loss.

b) Intangible assets

Intangible assets acquired or developed are measured on initial recognition at cost and stated at cost less accumulated amortisation and impairment loss, if any. Intangible assets with finite life are evaluated for recoverability whenever there is any indication that their carrying amounts may not be recoverable. If any such indication exists, the recoverable amount (i.e. higher of the fair value less cost to sell and the value-in-use) is determined on an individual asset basis unless the asset does not generate cash flows that are largely independent of those from other assets. In such cases, the recoverable amount is determined for the cash generating unit (CGU) to which the asset belongs. If the recoverable amount of an asset (or CGU) is estimated to be less than its carrying amount, the carrying amount of the asset (or CGU) is reduced to its recoverable amount. An impairment loss is recognised in the statement of profit and loss.

Intangible assets consist of cook stove project wherein various household improved cook stoves are installed at various locations across globe, replacing the traditional mud-based cook stoves. These projects are eligible for generation of carbon credits upon registration and validation from prescribed authorities enabling the company to register and trade carbon credits from the said project. As the future economic benefits from installation of the cook stoves and registration of carbon credits will flow to the company after registration and validation of the project, the amount of expenditure incurred towards installation of such cook stoves is reported as Intangible Assets under Development. Upon successful registration and validation of the respective projects, the company has capitalized such amount as Intangible Assets (Project Cook Stove). As on date, the value of Intangible Assets under Development is Rs. 8494.62 Lakhs (Rs. 393.22 as on 31st March 2022) and value of Intangible Assets (Project Cook Stove) is Rs. 314.58 Lakhs (Rs. Nil as on 31st March 2022).

c) Depreciation/ amortisation on property, plant and equipment/ intangible assets

Depreciable amount for property, plant and equipment/ intangible fixed assets is the cost of an asset, or other amount substituted for cost, less its estimated residual value.

- i) Depreciation on property, plant and equipment is provided on straight-line method as per the useful life prescribed in Schedule II to the Companies Act, 2013 except in respect of the following categories of assets, where the life of the assets has been assessed lower than the life prescribed in Schedule II, based on technical advice, taking into account the nature of the asset, the estimated usage of the asset, the operating conditions of the asset, past history of replacement etc.
- ii) Premium on Leasehold Land and Leasehold Improvements are amortised over the period of Lease.
- iii) Intangible assets are amortised on straight line basis over their respective individual useful lives estimated by the management.

d) Impairment of Property, plant and equipment / intangible assets

The carrying amounts of the Company's property, plant and equipment and intangible assets are reviewed at each reporting date to determine whether there is any indication of impairment. If there are indicators of impairment, an assessment is made to determine whether the asset's carrying value exceeds its recoverable amount. Where it is not possible to estimate the recoverable amount of an individual asset, the Company estimates the recoverable amount of the cash generating unit to which the asset belongs.

Impairment is recognised in statement of profit and loss whenever the carrying amount of an asset or its cash generating unit exceeds its recoverable amount. The recoverable amount is the higher of net selling price, defined as the fair value less costs to sell, and value in use. In assessing value in use, the estimated future cash flows are discounted to their present value using a pre-tax discount rate that reflects current market rates and risks specific to the asset.

An impairment loss for an individual asset or cash generating unit are reversed if there has been a change in estimates used to determine the recoverable amount since the last impairment loss was recognised and is only reversed to the extent that the asset's carrying amount does not exceed the carrying amount that would have been determined, net of depreciation or amortisation, if no impairment loss had been recognised. Impairment losses are recognised in the statement of profit and loss.

e) Investment property

Investment property are properties (land or a building— or part of a building— or both) held to earn rentals and/ or for capital appreciation (including property under

construction for such purposes). Investment property is measured initially at cost including purchase price, borrowing costs. Subsequent to initial recognition, investment property is measured at cost less accumulated depreciation and impairment, if any.

Derecognition of property, plant and equipment / Intangibles/ Investment property

The carrying amount of an item of property, plant and equipment / intangibles/ investment property is de-recognised on disposal or when no future economic benefits are expected from its use or disposal. The gain or loss arising from the derecognition of an item of property, plant and equipment / intangibles / investment property is measured as the difference between the net disposal in proceeds and the carrying amount of the item and is recognised in the statement of profit and loss when the item is de-recognised.

f) Cash and cash Equivalents

Cash and cash equivalents in the balance sheet comprise cash in hand, balance at banks and bank deposits, which are subject to an insignificant risk of changes in value.

For the purpose of the statement of cash flows, cash and cash equivalents consist of cash and short-term deposits, as defined above.

g) Inventories

i) Carbon Credits:

Inventory of carbon credits are valued at cost or NRV, whichever is lower. Cost of carbon credits is measured at all direct and indirect cost incurred for the purpose of bringing the carbon credits to its present value and condition, except sunk cost incurred before procurement or generation of credits. NRV of carbon credits is measured basis management's estimate of future realizable value of credits as the credits are traded over the counter without any set parameter of identification of market value.

The management's estimate of NRV and future realizable value of credits is adjusted considering the anticipation of increase or decrease in prices, company's financial stability for holding such credits, type of permanency in reduction or inflation of prices, ongoing spot or forward deals in similar credits, technology, vintage, location etc.

Inventory received as a percentage of share of carbon credits in lieu of carbon advisory services rendered are recognized as revenue as and when the credits are received in the registry account of the company, at the value of Right of First Refusal (ROFR) price quoted to the vendor / market value of the credits as identifiable through ongoing deals with corresponding adjustment to the inventory of the company.

ii) Project Implementation and Development Material:

The company provides services of project implementation and development to various customers and deploys project implementation and development material for execution of such contracts. These materials are recorded as inventory in the books of accounts of the company. The project implementation and development material is valued at cost.

h) Financial Instruments

Financial instruments are any contract that gives rise to a financial asset of one entity and a financial liability or equity instrument of another entity.

i) Initial Recognition

Financial assets and financial liabilities are initially measured at fair value. Transaction costs that are directly attributable to the acquisition or issue of financial assets and financial liabilities (other than financial assets and financial liabilities at fair value through profit or loss) are added to or deducted from the fair value of the financial assets or financial liabilities, as appropriate, on initial recognition. Transaction costs directly attributable to the acquisition of financial assets or financial liabilities at fair value through profit or loss are recognised immediately in the statement of profit and loss.

ii) Subsequent Measurement

Financial assets

Financial assets are classified into the following specified categories: amortized cost, financial assets 'at fair value through profit and loss' (FVTPL), 'Fair value through other comprehensive income' (FVTOCI). The classification depends on the Company's business model for managing the financial assets and the contractual terms of cash flows.

Debt Instrument

Amortised cost

A financial asset is subsequently measured at amortised cost if it is held within a business model whose objective is to hold the asset in order to collect contractual cash flows and the contractual terms of the financial asset give rise on specified dates to cash flows that are solely payments of principal and interest on the principal amount outstanding. This category generally applies to trade and other receivables.

Fair value through other comprehensive income (FVTOCI)

A 'debt instrument' is classified as at the FVTOCI if both of the following criteria are met:

- a. The objective of the business model is achieved both by collecting contractual cash flows and selling the financial assets.
- b. The asset's contractual cash flows represent solely payments of principal and interest.

Debt instruments included with the FVTOCI category are measured initially as well as at each reporting date at fair value. Fair value movements are recognized in the other comprehensive income (OCI). However, the Company recognizes interest income, impairment losses and reversals and foreign exchange gain or loss in the statement of profit and loss. On derecognition of the asset, cumulative gain or loss previously recognised in OCI is reclassified from the equity to statement of profit and loss. Interest earned whilst holding FVTOCI debt instrument is reported as interest income using the EIR method.

Fair value through Profit and Loss (FVTPL)

FVTPL is a residual category for debt instruments. Any debt instrument, which does not meet the criteria for categorization as at amortized cost or as FVTOCI, is classified as at FVTPL. In addition, the Company may elect to designate a debt instrument, which otherwise meets amortised cost or FVTOCI criteria, as at FVTPL. However, such election is considered only if doing so reduces or eliminates a measurement or recognition inconsistency (referred to as 'accounting mismatch').

Debt instrument included within the FVTPL category are measured at fair value with all changes recognised in the statement of profit and loss.

Equity Investments

The Company subsequently measures all equity investments at cost or fair value, as per its accounting policies. Where the Company's management has elected to present fair value gains and losses on equity investments in other comprehensive income, there is no subsequent reclassification of fair value gains and losses to statement of profit and loss. Dividends from such investments are recognized in statement of profit and loss as other income when the Company's right to receive payment is established.

Derivative financial instruments

Derivative financial instruments are classified and measured at fair value through profit and loss.

Derecognition of financial assets

A financial asset is derecognized only when

- i. The Company has transferred the rights to receive cash flows from the asset or the rights have expired or
- ii. The Company retains the contractual rights to receive the cash flows of the financial asset, but assumes a contractual obligation to pay the cash flows to one or more recipients in an arrangement.

Where the entity has transferred an asset, the Company evaluates whether it has transferred substantially all risks and rewards of ownership of the financial asset. In such cases, the financial asset is derecognized. Where the entity has not transferred substantially all risks and rewards of ownership of the financial asset, the financial asset is not derecognized.

Impairment of financial assets

The Company measures the expected credit loss

associated with its assets based on historical trend, industry practices and the business environment in which the entity operates or any other appropriate basis. The impairment methodology applied depends on whether there has been a significant increase in credit risk.

Financial liabilities and equity instruments

Debt or equity instruments issued by the Company are classified as either financial liabilities or as equity in accordance with the substance of the contractual arrangements and the definitions of a financial liability and an equity instrument.

Equity Instruments

An equity instrument is any contract that evidences a residual interest in the assets of an entity after deducting all of its liabilities. Equity instruments issued by the Company are recognised at the proceeds received, net of direct issue costs.

Repurchase of the Company's own equity instruments is recognised and deducted directly in equity. No gain or loss is recognised on the purchase, sale, issue or cancellation of the Company's own equity instruments.

Financial liabilities

Subsequent Measurement

Financial liabilities measured at amortised cost

Financial liabilities are subsequently measured at amortized cost using the EIR method. Gains and losses are recognized in statement of profit and loss when the liabilities are derecognized as well as through the EIR amortization process. Amortized cost is calculated by taking into account any discount or premium on acquisition and fee or costs that are an integral part of the EIR. The EIR amortization is included in finance costs in the statement of profit and loss.

Financial liabilities measured at fair value through profit or loss (FVTPL) Financial liabilities at FVTPL include financial liabilities held for trading and financial liabilities designated upon initial recognition as FVTPL. Financial liabilities are classified as held for trading if they are incurred for the purpose of repurchasing in the near term. Derivatives, including separated embedded derivatives are classified as held for trading unless they are designated as effective hedging instruments. Financial liabilities at fair value through profit or loss are carried in the financial statements at fair value with changes in fair value recognized in other income or finance costs in the statement of profit and loss.

Derecognition of financial liabilities

A financial liability is derecognized when the obligation under the liability is discharged or cancelled or expires. When an existing financial liability is replaced by another from the same lender on substantially different terms, or the terms of an existing liability are substantially modified, such an exchange or modification is treated as the derecognition of the original liability and the recognition of a new liability.

The difference in the respective carrying amounts is recognized in the statement of profit and loss.

Determination of fair value

Fair value is the price that would be received to sell an asset or paid to transfer a liability in an ordinary transaction between market participants at the measurement date.

In determining the fair value of its financial instruments, the Company uses a variety of methods and assumptions that are based on market conditions and risks existing at each reporting date. The methods used to determine fair value include discounted cash flow analysis and available quoted market prices. All methods of assessing fair value result in general approximation of value, and such value may never actually be realized.

i) Borrowings and Borrowing cost

Borrowings are initially recognised at net of transaction costs incurred and measured at amortised cost. Any difference between the proceeds (net of transaction costs) and the redemption amount is recognised in the Statement of Profit and Loss over the period of the borrowings using the EIR.

Preference shares, which are mandatorily redeemable on a specific date are classified as liabilities. The dividend on these preference shares is recognised as finance costs in the Statement of Profit and Loss.

Borrowing costs attributable to the acquisition or construction of qualifying assets till the time such assets are ready for intended use are capitalised as part of cost of the assets. All other borrowing costs are expensed in the period they occur.

j) Provisions, contingent liabilities and contingent assets

The Company recognizes provisions when a present obligation (legal or constructive) as a result of a past event exists and it is probable that an outflow of resources embodying economic benefits will be required to settle such obligation and the amount of such obligation can be reliably estimated.

If the effect of time value of money is material, provisions are discounted using a current pre-tax rate that reflects, when appropriate, the risks specific to the liability. When discounting is used, the increase in the provision due to the passage of time is recognized as a finance cost.

A disclosure for a contingent liability is made when there is a possible obligation or a present obligation that may, but probably will not require an outflow of resources embodying economic benefits or the amount of such obligation cannot be measured reliably. When there is a possible obligation or a present obligation in respect of which likelihood of outflow of resources embodying economic benefits is remote, no provision or disclosure is made.

Contingent assets are not recognised in the financial

statements, however they are disclosed where the inflow of economic benefits is probable. When the realization of income is virtually certain, then the related asset is no longer a contingent asset and is recognised as an asset.

k) Revenue recognition

Revenue is recognised to the extent it is probable that economic benefits will flow to the Company and the revenue can be reliably measured. Revenue is recognised upon transfer of control of promised products or services to customers in an amount that reflects the consideration which the company expects to receive in exchange for those products or services.

Revenue is measured based on the transaction price, which is the consideration for the respective performance obligation, adjusted for volume discounts, service level credits, performance bonuses, price concessions and incentives, if any, as specified in the contract with the customer. Revenue also excludes taxes collected from customers. The Company's contracts with customers could include promises to transfer multiple products and services to a customer. The Company assesses the products / services promised in a contract and identifies distinct performance obligations in the contract. Identification of distinct performance obligation involves judgement to determine the deliverables and the ability of the customer to benefit independently from such deliverables.

Judgement is also required to determine the transaction price for the contract and to ascribe the transaction price to each distinct performance obligation. The transaction price could be either a fixed amount of customer consideration or variable consideration with elements such as volume discounts, service level credits, performance bonuses, price concessions and incentives. The transaction price is also adjusted for the effects of the time value of money if the contract includes a significant financing component. The estimated amount of variable consideration is adjusted in the transaction price only to the extent that it is highly probable that a significant reversal in the amount of cumulative revenue recognised will not occur and is reassessed at the end of each reporting period. The Company allocates the elements of variable considerations to all the performance obligations of the contract unless there is observable evidence that they pertain to one or more distinct performance obligations.

The Company exercises judgement in determining whether the performance obligation is satisfied at a point in time or over a period of time. The Company considers indicators such as how customer consumes benefits as services are rendered or who controls the asset as it is being created or existence of enforceable right to payment for performance to date and alternate use of such product or service, transfer of significant risks and rewards to the customer, acceptance of delivery by the customer, etc.

Revenue from subsidiaries is recognised based on transaction price which is at arm's length.

Contract assets are recognised when there are excess of revenues earned over billings on contracts. Contract assets are classified as unbilled receivables (only act of invoicing is pending) when there is unconditional right to receive cash, and only passage of time is required, as per contractual terms.

The amount spent by the company towards fulfilling its performance obligation (or part thereof) in accordance with contracts entered with counter party before the invoicing from such contract is due as per the Ind AS - 115 is recognised as Contract Assets in these financials. A contract asset is an entity's right to the assets for performance obligation that the entity has executed in accordance with the contract.

Correspondingly, the amount received from counter party of the contract is recognized as Contract Liability and the same is accordingly classified as revenue from operations in accordance with the satisfactory performance obligation of the company in due course of the contract from time to time, when such performance obligation is executed as per the contract.

While disclosing the aggregate amount of transaction price yet to be recognised as revenue towards unsatisfied (or partially) satisfied performance obligations, along with the broad time band for the expected time to recognise those revenues, the Company has applied the practical expediency in Ind AS 115. Accordingly, the Company has not disclosed the aggregate transaction price allocated to unsatisfied (or partially satisfied) performance obligations which pertain to contracts where revenue recognised corresponds to the value transferred to customer typically involving time and material, outcome based and event based contracts.

Unsatisfied (or partially satisfied) performance obligations are subject to variability due to several factors such as delivery timelines, changes in scope of delivery, periodic revaluations of the estimates, economic factors (changes in currency rates, tax laws, methodology of the registry bodies, DOE audit of the project, other governmental regulations etc.). The aggregate value of transaction price allocated to unsatisfied (or partially satisfied) performance obligations is reported in the schedules of the financial statements and the price allocated to unsatisfied (or partially satisfied) performance obligations is expected to be recognised as revenue in the next five years.

All revenues are accounted on accrual basis except to the extent stated otherwise.

i) Revenue from Carbon Offsetting: The revenue from Carbon Offsetting is recognized when the substantial risk and rewards are transferred by the company to the customer, and there is reasonable certainty that the consideration is either receivable or received.

Upon executing a composite contract with any project proponent for providing services and monetization of carbon offsets, the project is usually registered in the registry account of the company and the credits are traded based on the contractual terms with the project proponent, even if the invoice for purchase of such credits is not received from the project proponent. In such scenario, pursuant to matching concept, the cost of such credits based on the contractual terms or understanding with the project proponent is recorded as expense in the statement of profit and loss with corresponding adjustment to the provision account of the project proponent.

ii) Revenue from Services: Revenue from services provided is recognized when it is probable that the economic benefits will flow to the Company and the revenue can be reliably measured. Revenue is measured taking into account, contractually defined terms of payment and satisfaction of substantial performance obligation.

Revenue earned as a percentage of share of carbon credits in lieu of carbon advisory services rendered are recognized as revenue as and when the credits are received in the registry account of the company, at the value of Right of First Refusal (ROFR) price quoted to the vendor / market value of the credits as identifiable through ongoing deals with corresponding adjustment to the inventory of the company.

iii) Other Revenues Other revenues are recognized on accrual basis as per the terms of the respective contract/arrangements and in accordance with the provisions of AS 9: Revenue Recognition.

iv) Interest income from debt instruments is recognised using the effective interest rate (EIR) method.

v) Dividend income is recognised when the Company's right to receive dividend is established.

vi) Rent income is recognised on accrual basis as per the agreed terms on straight line basis.

l) Employee Benefits

Defined benefit plans

For defined benefit plans, the cost of providing benefits is determined using the Projected Unit Credit Method, with actuarial valuations being carried out at each balance sheet date. Remeasurement, comprising actuarial gains and losses, the effect of the changes to the asset ceiling and the return on plan assets (excluding interest), is reflected immediately in the balance sheet with a charge or credit recognised in other comprehensive income in the period in which they occur. Past service cost, both vested and unvested, is recognised as an expense at the earlier of (a) when the plan amendment or curtailment occurs; and (b) when the entity recognises related restructuring costs or termination benefits.

The retirement benefit obligations recognised in the balance sheet represents the present value of the defined benefit obligations reduced by the fair

value of scheme assets. Any asset resulting from this calculation is limited to the present value of available refunds and reductions in future contributions to the scheme.

The Company provides benefits such as gratuity, pension and provident fund (Company managed fund) to its employees which are treated as defined benefit plans.

Defined contribution plans

Contributions to defined contribution plans are recognised as expense when employees have rendered services entitling them to such benefits. The Company provides benefits such as superannuation and foreign defined contribution plans to its employees which are treated as defined contribution plans.

Short-term employee benefits

All employee benefits payable wholly within twelve months of rendering the service are classified as short-term employee benefits. Benefits such as salaries, wages etc. and the expected cost of ex-gratia are recognised in the period in which the employee renders the related service. A liability is recognised for the amount expected to be paid when there is a present legal or constructive obligation to pay this amount as a result of past service provided by the employee and the obligation can be estimated reliably.

Compensated absences

Compensated absences which are expected to occur within twelve months after the end of the period in which the employee renders the related services are recognised as undiscounted liability at the balance sheet date. Compensated absences which are not expected to occur within twelve months after the end of the period in which the employee renders the related services are recognised as an actuarially determined liability at the present value of the defined benefit obligation at the balance sheet date.

Gratuity and pension

In accordance with Indian law, the Company operates a scheme of gratuity which is a defined benefit plan. The gratuity plan provides for a lump sum payment to vested employees at retirement, death while in employment or on termination of employment of an amount equivalent to 15 to 30 days' salary payable for each completed year of service. Vesting occurs upon completion of five continuous years of service.

Provident fund

The Company makes Provident Fund contributions to defined contribution plans for qualifying employees. The Company also offers to contribute to New Pension Scheme at the option of employees. The Company is required to contribute a specified percentage of the payroll costs to fund the benefits. The contributions payable to these plans by the Company are at rates specified in the rules of the scheme.

The Company offers its employees defined

contribution plans in the form of Provident Fund (PF) and Employees' Pension Scheme (EPS) with the government, and certain state plans such as Employees' State Insurance (ESI). PF and EPS cover substantially all regular employees and the ESI covers certain employees. The contributions are normally based on a certain proportion of the employee's salary.

m) Transactions in foreign currencies

i) The functional currency of the Company is Indian Rupees ("Rs.").

Foreign currency transactions are accounted at the exchange rate prevailing on the date of such transactions.

ii) Foreign currency monetary items are translated using the exchange rate prevailing at the reporting date. Exchange differences arising on settlement of monetary items or on reporting such monetary items at rates different from those at which they were initially recorded during the period, or reported in previous financial statements are recognised as income or as expenses in the period in which they arise.

iii) Non-monetary foreign currency items are carried at historical cost and translated at the exchange rate prevalent at the date of the transaction.

n) Accounting for taxes on income

Tax expense comprises of current and deferred tax.

i) Current tax

Current tax is the amount of income taxes payable in respect of taxable profit for a period. Current tax for current and prior periods is recognized at the amount expected to be paid to or recovered from the tax authorities, using the tax rates and tax laws that have been enacted or substantively enacted at the balance sheet date. Management periodically evaluates positions taken in the tax returns with respect to situations in which applicable tax regulations are subject to interpretation and establishes provisions where appropriate.

Current tax is recognized in the statement of profit and loss except to the extent that the tax relates to items recognized directly in other comprehensive income or directly in equity.

ii) Deferred tax

Deferred tax assets and liabilities are recognized for all temporary differences arising between the tax bases of assets and liabilities and their carrying amounts in the financial statements except when the deferred tax arises from the initial recognition of an asset or liability that effects neither accounting nor taxable profit or loss at the time of transition.

Deferred tax assets are reviewed at each reporting date and are reduced to the extent that it is no longer probable that the related tax benefit will be realized.

Deferred tax assets and liabilities are measured using tax rates and tax laws that have been enacted or

substantively enacted at the balance sheet date and are expected to apply to taxable income in the years in which those temporary differences are expected to be recovered or settled.

Presentation of current and deferred tax

Current and deferred tax are recognized as income or an expense in the statement of profit and loss, except to the extent they relate to items are recognized in other comprehensive income, in which case, the current and deferred tax income / expense are recognised in other comprehensive income.

o) Earnings per share

Basic earnings per share is computed and disclosed using the weighted average number of equity shares outstanding during the period. Dilutive earnings per share is computed and disclosed using the weighted average number of equity and dilutive equity equivalent shares outstanding during the period, except when the results would be anti-dilutive.

p) Share based payments

The Company recognizes compensation expense relating to share-based payments in net profit using fair-value in accordance with Ind AS 102, Share-Based Payment. The estimated fair value of awards is charged to statement of profit and loss on a straight-line basis over the requisite service period for each separately vesting portion of the award as if the award was in-substance, multiple awards with a corresponding increase to share based payment reserves.

q) Dividend

Provision is made for the amount of any dividend declared on or before the end of the reporting period but remaining undistributed at the end of the reporting period, where the same has been appropriately authorized and is no longer at the discretion of the entity

r) Contributed equity

Equity shares are classified as equity. Incremental costs directly attributable to the issue of new shares or options are shown in equity as a deduction, net of tax, from the proceeds.

s) Exceptional items

Certain occasions, the size, type, or incidences of the item of income or expenses pertaining to the ordinary activities of the Company is such that its disclosure improves the understanding of the performance of the Company, such income or expenses is classified as an exceptional item and accordingly, disclosed in the financial statements.

8. CRITICAL ACCOUNTING JUDGMENT AND ESTIMATES

The preparation of financial statements requires management to exercise judgment in applying the Company's accounting policies. It also requires the use of estimates and assumptions that affect the reported amounts of assets, liabilities, income and expenses and the accompanying disclosures including

disclosure of contingent liabilities. Actual results may differ from these estimates. Estimates and underlying assumptions are reviewed on an ongoing basis, with revisions recognised in the period in which the estimates are revised and in any future periods affected.

a. Contingencies

In the normal course of business, contingent liabilities may arise from litigation and other claims against the Company. Potential liabilities that have a low probability of crystallizing or are very difficult to quantify reliably, are treated as contingent liabilities. Such liabilities are disclosed in the notes but are not provided for in the financial statements. There can be no assurance regarding the final outcome of these legal proceedings.

b. Useful lives and residual values

The Company reviews the useful lives and residual values of property, plant and equipment, investment property and intangible assets at each financial year end.

c. Impairment testing

- i) Judgment is also required in evaluating the likelihood of collection of customer debt after revenue has been recognised. This evaluation requires estimates to be made, including the level of provision to be made for amounts with uncertain recovery profiles. Provisions are based on historical trends in the percentage of debts which are not recovered, or on more detailed reviews of individually significant balances.
- ii) Determining whether the carrying amount of these assets has any indication of impairment also requires judgment. If an indication of impairment is identified, further judgment is required to assess whether the carrying amount can be supported by the net present value of future cash flows forecast to be derived from the asset. This forecast involves cash flow projections and selecting the appropriate discount rate.

d. Tax

- i) The Company's tax charge is the sum of the total current and deferred tax charges. The calculation of the Company's total tax charge necessarily involves a degree of estimation and judgment in respect of certain items whose tax treatment cannot be finally determined until resolution has been reached with the relevant tax authority or, as appropriate, through a formal legal process.
- ii) Accruals for tax contingencies require management to make judgments and estimates in relation to tax related issues and exposures.
- iii) The recognition of deferred tax assets is based upon whether it is more likely than not that sufficient and suitable taxable profits will be available in the future against which the reversal of temporary differences can be deducted. Where

the temporary differences are related to losses, the availability of the losses to offset against forecast taxable profits is also considered. Recognition therefore involves judgment regarding the future financial performance of the particular legal entity or tax Company in which the deferred tax asset has been recognized.

e. Fair value measurement

A number of Company's accounting policies and disclosures require the measurement of fair values, for both financial and non-financial assets and liabilities. When measuring the fair value of an asset or a liability, the Company uses observable market data as far as possible. Fair values are categorized into different levels in a fair value hierarchy based on the inputs used in the valuation techniques as follows:

-Level 1: quoted prices (unadjusted) in active markets for identical assets or liabilities.

-Level 2: inputs other than quoted prices included in Level 1 that are observable for the asset or liability, either directly (i.e. prices) or indirectly (i.e. derived from prices).

-Level 3: inputs for the asset or liability that are not based on observable market data (unobservable inputs). If the inputs used to measure the fair value of an asset or a liability fall into different levels of a fair value hierarchy, then the fair value measurement is categorized in its entirety in the same level of the fair value hierarchy as the lowest level input that is significant to the entire measurement. The Company recognizes transfers between levels of the fair value hierarchy at the end of reporting year during which the change has occurred.

f. Defined benefit obligation

The costs of providing pensions and other post-employment benefits are charged to the Statement of Profit and Loss in accordance with Ind AS 19 'Employee benefits' over the period during which benefit is derived from the employees' services. The costs are assessed on the basis of assumptions selected by the management. These assumptions include salary escalation rate, discount rates, expected rate of return on assets and mortality rates. The same is disclosed in Note 42, 'Employee benefits'.

g. Inventories

The valuation of inventory is a critical accounting estimate that involves significant judgment by management. The valuation of Inventory (carbon credits) involves complex and specialized factors, including verification of emission reductions, market pricing, regulatory compliance, vintage, technology, the timing of recognized revenues, and other aspects. Management has considered the following critical aspects for the inventory valuation:

- i. Verification and Regulatory Compliance: Carbon credits are subject to verification by regulatory authorities, and compliance with evolving

environmental standards and regulations is paramount. Any discrepancies or non-compliance issues could have a material impact on the valuation of carbon credits and require periodic reassessment.

- ii. Market Pricing Volatility: The market for carbon credits can be subject to significant price volatility due to changing regulations and market demand. Assumptions and estimates about market pricing may impact the reported value of carbon credits and the recognition of related revenue.
- iii. Significant Estimation Uncertainty: The valuation of inventory is subject to significant estimation uncertainty, given the reliance on future market conditions, obsolescence, and other factors.

Changes in these assumptions may materially impact the reported inventory values.

- iv. Historical Sales Trends: Management's assumptions regarding the salability and obsolescence of certain inventory items are based on historical sales trends. Changes in market conditions or consumer preferences may render these assumptions inaccurate.
- v. Impacts on Profitability: The choice of inventory valuation method can have a direct impact on the company's reported profitability. Any changes in the valuation method or assumptions could result in material adjustments to the financial statements.

(This space is intentionally left blank)

Summary of significant accounting policies and other explanatory information

3. TANGIBLE ASSETS

(₹ In Lakh)

Particulars	Data processing equipment	Office Equipments	Furniture and Fixtures	Vehicles	Total
Deemed carrying amount					
As at 1 April 2021	7.70	16.03	11.19	78.45	113.37
Additions	59.27	5.11	28.04	-	92.42
Disposals/retirement	-	-	-	-	-
As at 31 March 2022	66.97	21.14	39.23	78.45	205.79
Additions	33.98	1.33	1.95	237.54	274.81
Disposals/retirement	7.20	-	-	-	7.20
As at 31 March 2023	93.76	22.47	41.18	315.99	473.40
Accumulated depreciation					
As at 1 April 2021	-	-	-	-	-
Charge for the year	17.67	7.15	7.44	25.32	57.58
Adjustments for disposals/retirement	-	-	-	-	-
Up to 31 March 2022	17.67	7.15	7.44	25.32	57.58
Charge for the year	45.09	5.19	8.47	47.25	105.99
Adjustments for disposals/retirement	4.40	-	-	-	4.40
Up to 31 March 2023	58.36	12.34	15.91	72.57	159.18
Net block					
As at 31 March 2023	35.40	10.13	25.27	243.42	314.22
As at 31 March 2022	49.30	13.99	31.79	53.13	148.21
As at 1 April 2021 (Deemed cost)	7.70	16.03	11.19	78.45	113.37
Deemed cost as on 1 April 2021					
Gross block as on 1 April 2021	14.97	26.96	25.95	122.50	190.38
Less: Accumulated depreciation till 1 April 2021	7.27	10.93	14.76	44.05	77.01
Net block considered as deemed cost upon transition	7.70	16.03	11.19	78.45	113.37

3. INTANGIBLE ASSETS

(₹ In Lakh)

Particulars	Computer Software	Carbon Asset Projects	Logo and Trademark	Total
Deemed carrying amount				
As at 1 April 2021	0.54	-	-	0.54
Additions	-	-	0.09	0.09
Disposals/retirement	-	-	-	-
As at 31 March 2022	0.54	-	0.09	0.63
Additions	4.95	393.22	-	398.17
Disposals/retirement	-	-	-	-
As at 31 March 2023	5.49	393.22	0.09	398.80
Accumulated depreciation				
As at 1 April 2021	-	-	-	-
Charge for the year	0.39	-	0.00	0.39
Adjustments for disposals/retirement	-	-	-	-
Up to 31 March 2022	0.39	-	-	0.39
Charge for the year	1.61	78.64	0.04	80.30
Adjustments for disposals/retirement	-	-	-	-
Up to 31 March 2023	2.00	78.64	0.04	80.68
Net block				
As at 31 March 2023	3.49	314.58	0.05	318.12
As at 31 March 2022	0.15	-	0.09	0.24
As at 1 April 2021 (Deemed cost)	0.54	-	-	0.54
Deemed cost as on 1 April 2021				
Gross block as on 1 April 2021	6.45	-	-	6.45
Less: Accumulated depreciation till 1 April 2021	5.92	-	-	5.92
Net block considered as deemed cost upon transition	0.54	-	-	0.54

3. CAPITAL WORK IN PROGRESS AND INTANGIBLE ASSETS UNDER DEVELOPMENT

(₹ In Lakh)

Particulars	Office Space Under Construction	Intangible Asset Under Development	Total
Net Block			
As at 31 March 2023	13.02	8,494.62	8,507.64
As at 31 March 2022	10.98	393.22	404.20
As at 1 April 2021	2.65	-	2.65

AGEING OF CAPITAL WIP FOR PERIOD ENDED ON 31ST MARCH 2023

(₹ In Lakh)

Particulars	Less than 1 year	1-2 years	2-3 years	Total
Projects in Progress	2.04	10.98	-	13.02

Summary of significant accounting policies and other explanatory information

AGEING OF CAPITAL WIP FOR PERIOD ENDED ON 31ST MARCH 2022

(₹ In Lakh)

Particulars	Less than 1 year	1-2 years	2-3 years	Total
Projects in Progress	8.33	2.65	-	10.98

AGEING OF INTANGIBLE ASSET UNDER DEVELOPMENT FOR THE PERIOD ENDED ON 31ST MARCH 2023

(₹ In Lakh)

Particulars	Less than 1 year	1-2 years	2-3 years	Total
Projects in Progress	8,494.62	-	-	8,494.62

AGEING OF INTANGIBLE ASSET UNDER DEVELOPMENT FOR THE PERIOD ENDED ON 31ST MARCH 2022

(₹ In Lakh)

Particulars	Less than 1 year	1-2 years	2-3 years	Total
Projects in Progress	393.22	-	-	393.22

4. INVESTMENT PROPERTY

(₹ In Lakh)

Particulars	Land	RoU asset -Land	Total
Gross carrying amount			
As at 1 April 2021	143.78	304.81	448.59
Additions during the year	419.25	1,606.09	2,025.34
As at 31 March 2022	563.03	1,910.90	2,473.92
Additions during the year	0.92	-	0.92
Sold during the year	415.59	-	415.59
As at 31 March 2023	148.36	1,910.90	2,059.26
Accumulated depreciation			
Up to 31 March 2021	-	18.48	18.48
Charge for the year	-	32.75	32.75
Up to 31 March 2022	-	51.23	51.23
Charge for the year	-	89.17	89.17
Up to 31 March 2023	-	140.40	140.40
Net carrying amount			
As at 31 March 2023	148.36	1,770.50	1,918.86
As at 31 March 2022	563.03	1,859.67	2,422.69
As at 1 April 2021	143.78	286.32	430.10

Summary of significant accounting policies and other explanatory information

A. Fair Value Disclosure

(₹ In Lakh)

Particulars	As at 31st March, 2023 (₹)	As at 31st March, 2022 (₹)
Investment property		
- Land	148.36	563.03
- RoU asset - Land	1,910.90	1,910.90
- RoU asset - Building	-	-

Estimation of fair value

"The Company performs a valuation for its investment properties at least annually by engaging an external consultant. The best evidence of fair value is current prices in an active market for similar properties. The fair value of investment properties have been determined by the management using an external expert who holds relevant expertise in the field. The main inputs used are the relevant prices of comparable transactions and industry data. All resulting fair value estimates for investment properties are included in level 3."

(₹ In Lakh)

Particulars	As at 31st March, 2023 (₹)	As at 31st March, 2022 (₹)	As at 1st April, 2021 (₹)
5. Investments			
Non-current			
Investment in Equity Instruments (Subsidiaries)			
Amrut Nature Solutions Private Limited	204.26	0.51	-
Enking International FZCO	20.62	20.62	-
GHG Reduction Technologies Private Limited	74.85	24.95	-
Enking International Foundation	1.00	-	-
Enking International Pte. Ltd.	1,809.00	-	-
Glofix Advisory Services Private Limited	43.68	43.68	-
EKI One Community Projects Private Limited	10.00	-	-
EKI Two Community Projects Private Limited	10.00	-	-
EKI Power Trading Private Limited*	10.00	-	-
Galaxy Certification Services Private Limited #	10.00	-	-
	2,193.40	89.76	-
* (formerly known as EKI Three Community Projects Private Limited)			
# (formerly known as EKI Four Community Projects Private Limited)			
Aggregate amount of quoted investments	-	-	-
Aggregate amount of un-quoted investments	2,193.40	89.76	-
Aggregate amount of impairment in value of investments	-	-	-

(This space is intentionally left blank)

Summary of significant accounting policies and other explanatory information

Disclosure in respect of Non-Current Investments

(₹ In Lakh)

Particulars	Face Value	Paid up Value	31 March 2023		31 March 2022	
			As on No. of Shares	Amount	No. of Shares	Amount
Amrut Nature Solutions Pvt. Ltd.	Rs. 10	0.51	5,100	0.51	5,100	0.51
Amrut Nature Solutions Pvt. Ltd.	Rs. 10	203.75	4074900 Partly Paid	203.75	-	-
Enking International FZCO	AED 1000	20.62	100	20.62	100	20.62
GHG Reduction Technologies Pvt. Ltd.	Rs. 10	74.85	748,500	74.85	249,500	24.95
Enking International Foundation	Rs. 10	1.00	10,000	1.00	-	-
Enking International Pte. Ltd.	SGD 1	1,809.00	3,001,000	1,809.00	-	43.68
Glofix Advisory Services Pvt. Ltd.	Rs. 100	5.1	5,100	43.68	5,100	-
EKI One Community Projects Pvt. Ltd.	Rs. 10	10.00	100,000	10.00	-	-
EKI Two Community Projects Pvt. Ltd.	Rs. 10	10.00	100,000	10.00	-	-
EKI Power Trading Projects Pvt. Ltd.*	Rs. 10	10.00	100,000	10.00	-	-
Galaxy Certification Services Projects Pvt. Ltd.#	Rs. 10	10.00	100,000	10.00	-	-

(This space is intentionally left blank)

Summary of significant accounting policies and other explanatory information

(₹ In Lakh)

Particulars	As at 31st March, 2023 (₹)	As at 31st March, 2022 (₹)	As at 1st April, 2021 (₹)
6. Other financial assets			
Non-current			
(Unsecured, considered good)			
Security deposits	69.82	88.67	61.32
	69.82	88.67	61.32
7. Current Investments			
Unquoted			
Investment designated at FVTPL - Others			
Investments in mutual funds	2,335.56	2,211.88	0.03
	2,335.56	2,211.88	0.03
Aggregate amount of quoted investments	2,335.56	2,211.88	0.03
No. of Units (in Lakhs)	0.69	0.68	0.00
Aggregate amount of un-quoted investments	-	-	-
Aggregate amount of impairment in value of investments	-	-	-
8. Inventories (at lower of cost or net realisable value)			
Carbon credits	30,659.28	19,594.28	-
Community Based Projects Material	-	-	-
	30,659.28	19,594.28	-
9. Trade receivables			
Trade Receivables considered good - Secured	-	-	-
Trade Receivables considered good - Unsecured			
- From others	3,040.95	13,953.10	653.69
Trade Receivables - Significant increase in credit risk	-	-	-
Trade Receivables - credit impaired			
	3,040.95	13,953.10	653.69
Less: Expected credit loss on financial assets	(176.31)	-	-
	2,864.64	13,953.10	653.69

Trade receivables ageing schedule as on 31.03.2023

(₹ In Lakh)

Particulars	Less than 6 months	6 months- 1 Year	1-2 Year	2-3Year	More than 3 Years	Total
Undisputed Trade Receivables - considered good	2,499.04	266.25	108.72	46.10	120.85	3,040.95
Undisputed Trade Receivables - significant increase in credit risk	-	-	-	-	-	-
Undisputed Trade Receivables - credit impaired	-	-	-	-	-	-
Disputed Trade Receivables - considered good	-	-	-	-	-	-
Disputed Trade Receivables - significant increase in credit risk	-	-	-	-	-	-
Disputed Trade Receivables - credit impaired	-	-	-	-	-	-

Summary of significant accounting policies and other explanatory information

Trade receivables ageing schedule as on 31.03.2022

(₹ In Lakh)

Particulars	Less than 6 months	6 months-1 Year	1-2 Year	2-3Year	More than 3 Years	Total
Undisputed Trade Receivables - considered good	13,677.43	79.29	38.02	73.18	85.18	13,953.10
Undisputed Trade Receivables - significant increase in credit risk	-	-	-	-	-	-
Undisputed Trade Receivables - credit impaired	-	-	-	-	-	-
Disputed Trade Receivables - considered good	-	-	-	-	-	-
Disputed Trade Receivables - significant increase in credit risk	-	-	-	-	-	-
Disputed Trade Receivables - credit impaired	-	-	-	-	-	-

(₹ In Lakh)

Particulars	As at 31st March, 2023 (₹)	As at 31st March, 2022 (₹)	As at 1st April, 2021 (₹)
10. Cash and bank balance			
Cash and cash equivalents			
Balances with banks			
- On current accounts	69.06	184.84	1,554.75
- Debit balance in overdraft account	1,026.46	746.44	-
- Funds in Transit	13.03	-	-
Cash on hand	5.56	5.95	5.62
Deposits with bank with maturity of less than 3 months	169.31	-	-
Earmarked Balances with Bank			
- ICICI Bank (Unpaid Dividend)	0.02	0.00	-
- ICICI Bank (Unpaid Dividend)	0.31	0.32	-
	1,283.74	937.56	1,560.37
Bank balances other than above			
Deposits with bank with maturity period from 3 to 12 months	9,648.81	387.76	33.00
	10,932.56	387.76	33.00
11. Loans			
Advances to Employees	14.84	1.19	-
Loans and advances to related parties Current and Unsecured	153.15	15.71	-
	167.99	16.90	-
Disclosure in respect of Loans to Employees and Related Parties			
Maximum Outstanding Amount of Loan to Employees	20.84	1.19	-
Maximum Outstanding Amount of Loan to Related Parties	153.15	15.71	-
12. Other Assets			
Non Current			

Summary of significant accounting policies and other explanatory information

(₹ In Lakh)

Particulars	As at 31st March, 2023 (₹)	As at 31st March, 2022 (₹)	As at 1st April, 2021 (₹)
Contract assets - Earmarked	9,168.51	-	-
Contract assets - Unmarked to projects	600.18	-	-
	9,768.69	-	-
Current (Unsecured, considered good)			
Advances to vendors	5,649.86	5,652.03	40.13
Balances with government authorities	9,428.70	10,048.64	958.27
Others	24.96	43.91	86.12
	15,103.52	15,744.59	1,084.52
13. Deferred tax assets, net			
Deferred tax liabilities arising on account of :			
Differences in depreciation and other differences in block of Property, plant and equipment as per tax books and financial books	(10.18)	10.01	1.62
Fair Valuation of Investments	(21.66)	(2.69)	-
Provision for gratuity	24.64	11.52	4.28
	(7.20)	18.84	5.90

Movement in deferred tax assets:

Particulars	As at 31 March 2022	Statement of Profit & Loss	Other Comprehensive Income	MAT Credit utilisation	As at 31 March 2023
(i) Property plant and equipment	10.01	(20.19)	-	-	(10.18)
(ii) Fair Valuation of Investments	(2.69)	(18.97)	-	-	(21.66)
(iii) Employee benefits	11.52	9.96	3.17	-	24.64
	18.84	(29.20)	3.17	-	(7.20)

Particulars	As at 31 March 2021	Statement of Profit & Loss	Other Comprehensive Income	MAT Credit utilisation	As at 31 March 2022
(i) Property plant and equipment	1.62	8.39	-	-	10.01
(ii) Fair Valuation of Investments	-	(2.69)	-	-	(2.69)
(iii) Employee benefits	4.28	7.24	-	-	11.52
	5.90	12.94	-	-	18.84

Particulars	As at 31st March, 2023 (₹)	As at 31st March, 2022 (₹)	As at 1st April, 2021 (₹)
14. Share capital			
Authorised share capital			
Equity shares			
30,000,000 (31 March 2022: 8,000,000, 1 April 2021: 7,500,000) equity shares of ₹10 each	3,000.00	800.00	750.00
	3,000.00	800.00	750.00
Issued, subscribed and fully paid-up			
Equity shares			
27,511,413 (31 March 2022: 6,874,000, 1 April 2021: 5,050,000) equity shares of ₹10 each	2,751.14	687.40	505.00
	2,751.14	687.40	505.00

Summary of significant accounting policies and other explanatory information

a) Reconciliation of the shares outstanding at the beginning and at the end of the reporting period

Particulars	31 March 2023		31 March 2022		1 April 2021	
	Number	Amount	Number	Amount	Number	Amount
Balance at the beginning of the year	68,74,000	687.40	50,50,000	505.00	50,50,000	505.00
Add: Shares issued	2,06,37,413	2063.74	18,24,000	182.40	-	-
Balance at the end of the year	2,75,11,413	2,751.14	68,74,000	687.40	50,50,000	505.00

b) Terms/right attached to equity shares

The Company has only one class of equity shares having par value of ₹10 per share. Each holder of equity shares is entitled to one vote per share. The Company declares and pays dividends in Indian rupees. The dividend proposed by the Board of Directors is subject to the

approval of the shareholders in the ensuing General Meeting. In the event of liquidation of the Company, the holders of equity shares will be entitled to receive remaining assets of the company, after distribution of all preferential amounts. The distribution will be in proportion to the number of equity shares held by the shareholders.

c) Details of shareholders holding more than 5% equity shares in the Company

Particulars	31 March 2023		31 March 2022		1 April 2021	
	Number	% of holding	Number	% of holding	Number	% of holding
Mr. Manish Dabkara	1,41,40,000	51.40%	35,35,000	51.43%	35,35,000	70.00%
Mrs. Vidhaya Dabkara	40,40,000	14.68%	10,10,000	14.69%	10,10,000	20.00%
Mrs. Priyanka Manish Dabkara	11,71,600	4.26%	2,92,900	4.26%	2,92,900	5.80%

As per records of the Company, including its register of shareholders and other declarations received from shareholders regarding beneficial interest, the above shareholding represents both legal and beneficial ownership of shares.

c) Details of changes in shareholding of promoters

Promoter Name	Relation	No. of Shares held as on 31.03.2023	% of holding	% Change during the year
Mr. Manish Dabkara	Promoter	1,41,40,000	51.40%	-
Mrs. Vidhaya Dabkara	Promoter Group	40,40,000	14.68%	-
Mrs. Priyanka Manish Dabkara	Promoter Group	11,71,600	4.26%	-

(₹ In Lakh)

Particulars	As at 31st March, 2023 (₹)	As at 31st March, 2022 (₹)	As at 1st April, 2021 (₹)
15. Reserves and surplus			
Surplus in statement of profit and loss			
Balance at the beginning of the year	38,865.56	1,966.61	615.62
Add: Net Profit for the year	11,966.94	38,342.46	1,351.02
Less: Final Dividend paid for FY 2020-21	-	(68.74)	-
Less: Interim Dividend paid for FY 2021-22	-	(1,374.80)	-
Less: Bonus Shares Issued	(674.35)	-	-
Balance at the end of the year	50,158.15	38,865.56	1,966.64
Other comprehensive income			
Balance at the beginning of the year	(15.08)	-	-
Add: Net Profit for the year	(9.42)	(15.08)	-
Balance at the end of the year	(24.50)	(15.08)	-
Security Premium Reserve			
Balance at the beginning of the year	1,387.85	-	-
Add: Received during the year	128.07	1,678.08	-

Summary of significant accounting policies and other explanatory information

(₹ In Lakh)

Particulars	As at 31st March, 2023 (₹)	As at 31st March, 2022 (₹)	As at 1st April, 2021 (₹)
Less: Bonus Shares Issued	(1,387.85)	-	-
Less: Share issue expenses	-	(290.23)	-
Balance at the end of the year	128.07	1,387.85	-
Employee Stock Option Reserve			
Balance at the beginning of the year	-	-	-
Add: Reserved during the year	968.81	-	-
Less: Adjusted against shares issued during the year	98.80	-	-
Balance at the end of the year	870.01	-	-
	51,131.73	40,238.33	1,966.64

Nature and purpose of reserves

Surplus in statement of profit and loss

Surplus in Statement of Profit and Loss represents the profits that the Company has earned till date.

General reserve

General reserve is used from time to time to transfer profits from retained earnings for appropriation purposes. This reserve is freely available for use by the Company.

Actuarial gain / (loss) on employment benefits

The reserve represents the remeasurement gains/(losses) arising from the actuarial valuation of the defined benefit obligations of the Company. The remeasurement gains / (losses) are recognized in other comprehensive income and accumulated under this reserve within equity. The amounts recognized under this reserve are not reclassified to Statement of Profit and Loss.

Particulars	As at 31st March, 2023 (₹)	As at 31st March, 2022 (₹)	As at 1st April, 2021 (₹)
16 Borrowings			
(a) Non current borrowings			
Secured			
- Vehicle Loans from others (refer note a)	100.04	-	76.08
- Project Financing Loan	2,149.00	-	-
	2,249.04	-	76.08
(b) Current			
Secured			
Loans repayable on demand			
- Working capital loan from banks (refer note b)	2,495.41	-	14.42
Current maturities of long term borrowings (Vehicle Loan)	29.18	77.24	54.31
Current maturities of long term borrowings (Project Financing Loan)	1,717.00	-	-
Unsecured			
Others (refer note c)	0.30	7.63	1.70
	4,241.89	84.87	70.43

Details of security and other terms of borrowings:

a. Vehicle loan outstanding to the tune of Rs. 129.22 Lacs (31 March 2022: ₹77.24 Lacs and 1 April 2021: ₹130.39) is secured by hypothecation of the respective motor vehicles purchased by the Company. The loans

carry an interest rates ranging from 8.10% to 8.85% (31 March 2022: 9.85% to 10.75% and 1 April 2021: 9.85% to 10.75%) and repayable in equated monthly installments, ranging from 60 to 84 months.

b. Project Financing outstanding to the tune of Rs.

Summary of significant accounting policies and other explanatory information

3,866.00 Lacs (31 March 2022: ₹Nil Lacs and 1 April 2021: ₹Nil) is secured by primary hypothecation of the respective carbon credit generating project implemented and developed by the company and a fixed deposit of ₹ 2200.00 Lacs and secondary security of Plot No. 140, Scheme No. 78, Indore and Plot No. 407, Scheme No. 78, Vijay Nagar, Indore and by unconditional irrevocable personal guarantee of Mr. Manish Dabkara, Mr. Naveen Sharma, Ms. Priyanka Dabkara & Smt. Vidhya Dabkara during the tenure of the facility. The loan carry a floating interest rate @ SOFR + 1.75% and is repayable in 36 equated monthly installments.

- c. Working capital loans from banks represents overdraft facilities availed by the Company which is secured by Primary Security of Stock and Book Debts and Secondary Security of Plot No. 48, Scheme no 78, Vijay Nagar, Indore, Flat No. 401, Dakshta Apartment, Godbole Colony, Indore and Plot No. 140, Scheme No. 78, Indore, Company and by unconditional irrevocable personal guarantee of Mr. Manish Dabkara, Mr. Naveen Sharma, Ms. Priyanka Dabkara & Smt. Vidhya Dabkara during the tenure of the facility.
- d. Represents credit card facilities obtained by the Company.

(₹ In Lakh)

Particulars	As at 31st March, 2023 (₹)	As at 31st March, 2022 (₹)	As at 1st April, 2021 (₹)
17. Trade Payables			
Total outstanding dues of micro and small enterprises	-	3.47	11.33
Total outstanding dues other than above	7,306.37	10,643.16	1,225.91
	7,306.37	10,646.63	1,237.24

Trade Payables Ageing Schedule as on 31.03.2023

Particulars	Outstanding for following periods from due date of payment				
	Less than 1 Year	1-2 Year	2-3Year	More than 3 Years	Total
(i) MSME	-	-	-	-	-
(ii) Others	3,864.67	3,373.05	11.44	57.21	7,306.37
(iii) Disputed Dues - MSME	-	-	-	-	-
(iii) Disputed Dues - Others	-	-	-	-	-
	3,864.67	3,373.05	11.44	57.21	7,306.37

Trade Payables Ageing Schedule as on 31.03.2022

Particulars	Outstanding for following periods from due date of payment				
	Less than 1 Year	1-2 Year	2-3Year	More than 3 Years	Total
(i) MSME	3.47	-	-	-	3.47
(ii) Others	10,574.52	68.64	-	-	10,643.16
(iii) Disputed Dues - MSME	-	-	-	-	-
(iii) Disputed Dues - Others	-	-	-	-	-
	10,577.99	68.64	-	-	10,646.63

Particulars	As at 31st March, 2023 (₹)	As at 31st March, 2022 (₹)	As at 1st April, 2021 (₹)
18. Provisions			
Non-current			
Provision for employee benefits - Gratuity, funded	94.26	42.65	17.01
	94.26	42.65	17.01
Current			
Provision for employee benefits - Gratuity, funded	3.66	3.15	-
	3.66	3.15	-

Summary of significant accounting policies and other explanatory information

Gratuity

The Company has a funded defined benefit gratuity plan. Employees are eligible for gratuity benefits on termination or retirement in accordance with Payment of Gratuity Act, 1972.

The following tables summaries the components of net benefit expense recognised in the profit and loss account and the funded status and amounts recognised in the balance sheet for the plan:

(₹ In Lakh)

Particulars	As at 31st March, 2023 (₹)	As at 31st March, 2022 (₹)	As at 1st April, 2021 (₹)
18. Provisions (continued)			
(a) Change in projected benefit obligation			
Present value of obligation at the beginning of year	45.80	17.01	14.80
Current service cost	36.21	15.51	2.67
Interest cost	3.32	1.23	0.60
Actuarial (gain)/loss on obligation	12.59	12.05	(1.07)
Past service cost	-	-	-
Benefits paid	-	-	-
Defined benefit obligation at end of the year	97.92	45.80	17.01
(b) Change in plan assets			
Fair value of plan assets at the beginning of the year			
Interest income		Nil	
Contributions during the year			
Actuarial (gain)/loss			
Benefits paid during the year			
Fair value of planned assets at the end of the year	-	-	-
(c) Reconciliation of present value of obligation on the fair value of plan assets			
Present value of projected benefit obligation at the end of the year	97.92	45.80	17.01
Funded status of plan	-	-	-
Net liability recognised in the balance sheet	97.92	45.80	17.01

Particulars	As at 31st March, 2023 (₹)	As at 31st March, 2022 (₹)
(d) Expenses recognised in the Statement of Profit and Loss:		
Current service cost	36.21	15.51
Net interest cost	3.32	1.23
Past service cost	-	-
Expense for the year	39.53	16.74
Recognised in other comprehensive income:		
Effect of change in financial assumptions	12.59	12.05
Effect of change in demographic assumptions	-	-
Effect of experience adjustments	-	-
Return on plan assets excluding net interest	-	-
Total expenditure recognised	12.59	12.05
(e) Key actuarial assumptions		
Discount rate	7.50% p.a.	7.25% p.a.
Salary escalation	7.00% p.a.	5.00% p.a.
Expected rate of return on plan assets	0.00% p.a.	0.00% p.a.
Mortality rate	IALM 2012-14	IALM 2012-14

Summary of significant accounting policies and other explanatory information

The estimates of future salary increase considered in actuarial valuation take account of inflation, seniority, promotions and other relevant factors. The Company evaluates these

assumptions annually based on its long-term plans of growth and industry standards.

(₹ In Lakh)

Particulars	As at 31st March, 2023 (₹)	As at 31st March, 2022 (₹)
18. Provisions (continued)		
(f) Impact on defined benefit obligations		
Assumptions		
Sensitivity level		
- Discount rate : 1% increase	86.85	41.02
- Discount rate : 1% decrease	110.67	51.56
- Future salary : 1% increase	108.90	49.43
- Future salary : 1% decrease	88.46	43.06

The sensitivity analyses above have been determined based on a method that extrapolates the impact on defined benefit obligation as a result of reasonable changes in key assumptions occurring at the end of the reporting period.

of the benefits to be paid to the current membership of the plan based on past service of the employees as at the valuation date. The sensitivity analyses above have been determined based on a method that extrapolates the impact on defined benefit obligation as a result of reasonable changes in key assumptions occurring at the end of the reporting period.

(g) The table below shows the expected cash flow profile

Particulars	As at 31st March, 2023 (₹)
Year 1	3.66
Year 2	0.62
Year 3	0.77
Year 4	0.99
Year 5	1.51
Year (6-10)	90.37
	97.92

(₹ In Lakh)

Particulars	As at 31st March, 2023 (₹)	As at 31st March, 2022 (₹)	As at 1st April, 2021 (₹)
19. Other Non-Current Liabilities			
Security Deposit	8.50	8.50	-
Contract Liabilities	19,328.66	-	-
	19,337.16	8.50	-
Expected duration of the contracts and the information about the aggregate amount of the transaction price allocated to the performance obligations that are unsatisfied (or partially satisfied) as at 31 March 2023 and 31 March 2022 is disclosed as per the requirements of Ind AS 115 - "Revenue from Contracts with Customers" vide Note No. 39.			
20. Other financial liabilities			
Current			
Other liabilities	5.91	21.13	16.16

Summary of significant accounting policies and other explanatory information

(₹ In Lakh)

Particulars	As at 31st March, 2023 (₹)	As at 31st March, 2022 (₹)	As at 1st April, 2021 (₹)
Staff Liabilities	26.28	10.90	-
Unpaid Dividends	0.33	0.32	-
Provision for expenses	529.31	1,388.83	-
	561.84	1,421.18	16.16
21. Other liabilities			
Current			
Advance received from customers	202.45	87.13	26.36
Statutory dues	190.32	81.91	31.44
Interest due but not payable	0.52	-	-
	393.29	169.04	57.80

(₹ In Lakh)

Particulars	As at 31st March, 2023 (₹)	As at 31st March, 2022 (₹)
22. Revenue from operations		
Revenue from contracts with customers		
(a) Sale of products - Carbon credits	1,24,478.69	1,79,050.82
(b) Sale of services		
- Project Implementation and Development Services	-	872.03
- Business Excellence Advisory & Training Services	1,279.17	73.99
- Electrical Safety Audits	82.79	14.93
	1,25,840.65	1,80,011.77
(i) Reconciliation of transaction price and amounts allocated to performance obligations:		
Revenue at contracted price	1,25,840.65	1,80,011.77
Less: Adjustments	-	-
Total revenue from contracts with customers (Refer Note 39)	1,25,840.65	1,80,011.77
(ii) Disaggregation of revenue		
Revenue based on Geography		
- Domestic	4,774.46	2,221.59
- Export	121,066.19	177,790.19
Total revenue from operations	1,25,840.65	1,80,011.77
(iii) Contract balances		
Contract Assets (refer note 12 & 39)	9,768.69	-
Trade receivables (refer note 9)	2,864.64	13,953.10
Contract liabilities		
Contract Liabilities (refer note 19 & 39)	19,328.66	-
Advances from customers (refer note 21)	202.45	87.13
Amount of revenue recognised from amounts included in the contract liabilities at the beginning of the year ₹Nil (31 March 2022: ₹Nil) and performance obligations satisfied in previous years is ₹Nil (31 March 2022: ₹Nil). Total contract liabilities outstanding as on 31 March 2023 will be recognised in next 5 years.		

Summary of significant accounting policies and other explanatory information

(₹ In Lakh)

Particulars	As at 31st March, 2023 (₹)	As at 31st March, 2022 (₹)
23. Other income		
Interest income on financial assets measured at amortised cost	237.09	20.55
Income from investments		
- Net gains on fair value changes	86.06	10.68
- Gain on sale of investments	114.33	94.54
- Dividend income	-	-
Other non-operating income		
- Rental income	51.00	4.25
- Foreign Exchange Fluctuation	761.31	-
- Profit on sale of Fixed Asset	0.24	-
- Others	16.22	0.32
	1,266.25	130.34
24. Purchases		
Purchase of Carbon Offsets	1,00,948.89	1,32,821.00
Purchase of Community Based Project Implementation Material	-	487.89
	1,00,948.89	1,33,308.90
25. Changes in Inventory		
Opening Stock-in-Trade	19,594.28	-
Closing Stock-in-Trade	30,659.28	19,594.28
	(11,065.00)	(19,594.28)
26 Employee benefits expense		
Salaries and wages	3,903.66	2,273.36
Contribution to provident and other funds (refer note a)	36.58	35.13
Retirement and other employee benefit expense (refer note 18, 42 & 45)	1,040.20	151.91
Staff welfare expenses	127.67	57.48
	5,108.11	2,517.88
(a) During year ended 31 March 2023, Company contributed ₹36.64 (31 March 2022: ₹34.26 Lacs) to provident fund and ₹0.14 (31 March 2022: ₹0.87 Lacs) towards employee state insurance fund.		
27. Finance Costs		
Interest cost on financial liabilities measured at amortized cost	410.09	30.52
Other borrowing costs		
- Bank charges and commission	135.77	29.02
	545.86	59.53
28. Depreciation and amortisation expense		
- On Property, plant and equipment	105.99	57.58
- On Intangible Assets	80.30	0.39
- On Investment property	-	-
- On Right of use asset classified as Investment property	89.17	32.75
	275.46	90.72

Summary of significant accounting policies and other explanatory information

(₹ In Lakh)

Particulars	As at 31st March, 2023 (₹)	As at 31st March, 2022 (₹)
29. Other expenses		
Project Registration, Verification, Validation, Issuance and DOE expenses	7,704.80	7,166.81
Business promotion expenses	320.08	522.08
Repairs and maintenance	31.14	70.77
Rent	128.99	66.95
Rates and taxes	310.50	2.38
Insurance expense	78.53	58.16
Loss on sale of Investment Property	35.59	-
Travelling expenses	417.35	76.74
Communication expense	6.03	11.60
Payments to the auditors as		
- Audit fee	27.50	7.00
- Reimbursement of expenses	-	-
Legal and professional charges	2,608.50	1,491.61
Foreign exchange fluctuations, net	-	377.99
Corporate social responsibility expenses	365.00	21.19
Miscellaneous expenses	3,545.28	2,310.11
	15,579.30	12,183.39
(a) Details of CSR expenditure		
a. Gross amount required to be spent by the Company during the year	365.00	21.19
b. Amount spent during the year on:		
(i) Construction/acquisition of any asset	-	-
(ii) On purposes other than (i) above	365.00	21.19
Amount remaining to be spent	-	-
30. Income taxes		
Statement of Profit and Loss		
Current tax expense	3,714.36	13,247.19
Income tax for earlier years	3.79	(0.76)
Deferred tax expense	29.20	(12.95)
	3,747.34	13,233.48
Income tax expense reported in the Statement of Profit and Loss	3,747.34	13,233.48
Reconciliation of tax expense and the accounting profit multiplied by India's domestic corporate tax rate for the year ended 31 March 2023 and 31 March 2022:		
Profit for the year	15,701.69	51,563.92
Tax rate applicable to the Company	25.17%	25.17%
Tax expense on net profit	3,951.80	12,977.61
Increase/(decrease) in tax expenses on account of:		
(i) Other allowances	-	(3.81)
(ii) Income chargeable at Special Rate	(392.62)	-
(iii) Other adjustments	155.18	(56.90)
(iv) Interest on Tax	-	329.53
	(237.44)	268.82
Tax as per normal provision under Income tax	3,714.36	13,246.43

Summary of significant accounting policies and other explanatory information

The following table provides the details of income tax

(₹ In Lakh)

Particulars	As at 31st March, 2023 (₹)	As at 31st March, 2022 (₹)	As at 1st April, 2021 (₹)
Non-current tax assets (net)			
Advance tax, net of provision	2,923.26	-	0.87
	2,923.26	-	0.87
Current tax liabilities, net			
Current tax liabilities, net of Advance Tax	-	2,716.92	-
	-	2,716.92	-

(₹ In Lakh)

Particulars	As at 31st March, 2023 (₹)	As at 31st March, 2022 (₹)
31. Other comprehensive income		
Actuarial gain/(losses) on post employment benefit expenses	(12.59)	(12.05)
Taxes on above	3.17	3.03
	(9.42)	(15.08)
32. Earnings per equity share		
(a) Net profit attributable to equity shareholders	11,957.52	38,327.38
(b) Computation of weighted average number of equity shares:		
Weighted average number of equity shares outstanding during the year	2,75,10,819	27,491,003
Add: Effect of potential dilutive shares	1,22,843	63,328
Weighted average number of equity shares adjusted for the effect of dilution	2,76,33,662	27,554,331
(c) EPES:		
Basic (in absolute ₹ terms)	43.46	139.42
Diluted (in absolute ₹ terms)	43.27	139.10

(₹ In Lakh)

Particulars	As at 31st March, 2023 (₹)	As at 31st March, 2022 (₹)	As at 1st April, 2021 (₹)
33. Contingent liabilities			
- Bank guarantees	8,722.70	294.00	31.84
- Other money for which the company is contingently liable	49.86	49.86	-
The Company, in respect of the above mentioned Contingent Liabilities has assessed that it is only possible but not probable that outflow of economic resources will be required.			
34 Capital Commitments			
Shares subscribed but not paid, neither issued			
- Climacool Projects & Edutech Limited	24.97	-	-

Summary of significant accounting policies and other explanatory information

35. Related party disclosures

a) Names of the related parties and nature of relationship

Name of the related parties	Nature of relationship
Mr. Manish Kumar Dabkara Mr. Naveen Sharma Mr. Ritesh Gupta Mr. Burhannudin Ali Husain Maksi Wala Mrs. Sonali Sheikh Mrs. Priyanka Manish Dabkara	Key Managerial Personnel ('KMP')
Mrs. Vidhya Dabkara Jagannath Dabkara HUF Manish Kumar Dabkara HUF Mr. Jagannath Dabkara Mr. Raju Sheikh Mrs. Shweta Porwal Mr. Maruti Nanadan Dhanotia Mrs. Joshna Sheikh Neha Sharma Pooja Sharma	Relatives of KMP
Enking International LLP	Entities in which KMP have Significant influence
Absolute Lean Services Private Limited	Entity in which relative of KMP have significant influence
Mr. Mohit Agarwal	Chief Financial Officer
Ms. Itisha Sahu	Company Secretary
Glofix Advisory Services Pvt. Ltd. GHG Reduction Technologies Pvt. Ltd. EKI One Community Projects Pvt. Ltd. EKI Two Community Projects Pvt. Ltd. EKI Power Trading Private Limited* *(formerly known as EKI Three Community Projects Pvt. Ltd.) Galaxy Certification Services Private Limited # #(formerly known as EKI Four Community Projects Pvt. Ltd.) Enking International Pte. Ltd. Enking International FZCO Amrut Nature Solutions Pvt. Ltd. Climacool Projects & Edutech Ltd.	Concerns in which the company holds substantial interest

Summary of significant accounting policies and other explanatory information

b) Names of the related parties and nature of relationship

(₹ In Lakh)

Particulars	As at 31st March, 2023 (₹)	As at 31st March, 2022 (₹)
I. Remuneration / Salary		
Mr. Manish Kumar Dabkara	564.43	480.00
Mrs. Priyanka Dabkara	30.15	37.68
Mr. Naveen Sharma	397.33	212.61
Mrs. Sonali Sheikh	24.98	14.49
Mr. Jagannath Dabkara	8.83	31.25
Mr. Raju Sheikh	12.44	3.36
Mrs. Shweta Porwal	3.53	12.50
Mr. Maruti Nanadan Dhanotia	7.07	25.00
Mrs. Joshna Sheikh	7.84	4.87
Mr. Mohit Agrawal	44.95	18.95
Ms. Itisha Sahu	9.28	4.49
II. Investments Made		
Glofix Advisory Services Pvt. Ltd.	-	43.68
GHG Reduction Technologies Pvt. Ltd.	49.90	24.95
Amrut Nature Solutions Pvt. Ltd.	203.75	-
Enking International Foundation	1.00	-
Enking International Pte. Ltd.	1,809.00	-
EKI One Community Projects Private Limited	10.00	-
EKI Two Community Projects Private Limited	10.00	-
EKI Power Trading Private Limited	10.00	-
Galaxy Certification Services Private Limited	10.00	-
III. Advances given / (Received Back) for Incorporation and other expenses		
GHG Reduction Technologies Pvt. Ltd.	-	5.97
GHG Reduction Technologies Pvt. Ltd.	-	(5.97)
Amrut Nature Solutions Pvt. Ltd.	-	10.73
Enking International FZCO	6.77	4.98
Mr. Mohit Agrawal	18.00	-
Mr. Mohit Agrawal (Received Back)	(6.00)	-
EKI One Community Projects Private Limited	0.11	-
EKI Two Community Projects Private Limited	0.11	-
EKI Power Trading Private Limited	0.11	-
Galaxy Certification Services Private Limited	0.12	-
EKI One Community Projects Private Limited (Received Back)	(0.11)	-
EKI Two Community Projects Private Limited (Received Back)	(0.11)	-
EKI Power Trading Private Limited (Received Back)	(0.11)	-
Galaxy Certification Services Private Limited (Received Back)	(0.12)	-
EKI International Pte.Ltd (Singapore)	12.21	-
Glofix Advisory Services Pvt. Ltd.	0.41	-
Glofix Advisory Services Pvt. Ltd. (Received Back)	(0.41)	-
Amrut Nature Solutions Pvt. Ltd.	3.32	-
Amrut Nature Solutions Pvt. Ltd. (Received Back)	(13.57)	-
Enking International Foundation	0.08	-

Particulars	As at 31st March, 2023 (₹)	As at 31st March, 2022 (₹)
Enking International Foundation (Received Back)	(0.08)	-
IV. Loans and Advances Given / (Received Back) *		
Glofix Advisory Services Pvt. Ltd.	66.00	-
Enking International FZCO	50.00	-
V. Sale / (Purchase) of any goods or materials or rendering of any services **		
Glofix Advisory Services Pvt. Ltd.	-	386.75
GHG Reduction Technologies - Purchase of Community Based Project Implementation Material	9,009.77	-
GHG Reduction Technologies - Purchase of Intangible Asset Under Development	7,895.42	-
GHG Reduction Technologies - Revenue from Supply of Service	2.95	-
Amrut Nature Solutions - Consultancy and Advisory Expenses	27.85	-
** Inclusive of indirect taxes		
VI. Others **		
Mr. Manish Kumar Dabkara (Purchase of shares of Glofix Advisory Services Pvt. Ltd.)	-	39.40
Mr. Manish Kumar Dabkara (Sale of Investment Property)	380.00	-
Mr. Manish Kumar Dabkara (Rent Expenses)	-	15.20
Mr. Naveen Sharma (Purchase of shares of Glofix Advisory Services Pvt. Ltd.)	-	4.28
Mrs. Vidhya Dabkara (Rent Expenses)	10.00	18.00
Amrut Nature Solutions Pvt. Ltd. (Support Service Income)	21.30	-
Amrut Nature Solutions Pvt. Ltd. (Laptop Sale)	2.82	-
Glofix Advisory Services Pvt. Ltd. (Interest Income)	4.00	-
Enking International Foundation - CSR	365.00	-
Enking International Foundation - Distribution Reimbursement	51.19	-
** Inclusive of indirect taxes		

Summary of significant accounting policies and other explanatory information

c) Balances receivable/(payable)

(₹ In Lakh)

Particulars	As at 31st March, 2023 (₹)	As at 31st March, 2022 (₹)
On account of Loans, Advances and Trade Balances:		
Glofix Advisory Services Pvt. Ltd.	69.60	-
Amrut Nature Solutions Pvt. Ltd.	0.48	10.73
Enking International FZCO	62.58	4.98
Amrut Nature Solutions Pvt. Ltd. - Trade Balance (Payable)	19.88	-
GHG Reduction Technologies Pvt. Ltd. - Trade Balance (Payable)	1,039.15	-
Enking International Pte. Ltd.	12.21	-
On account of Investment:		
Amrut Nature Solutions Private Limited	204.26	0.51
Enking International FZCO	20.62	20.62
GHG Reduction Technologies Private Limited	74.85	24.95
Enking International Foundation	1.00	-
Enking International Pte. Ltd.	1,809.00	-
Glofix Advisory Services Private Limited	43.68	43.68
EKI One Community Projects Private Limited	10.00	-
EKI Two Community Projects Private Limited	10.00	-
EKI Power Trading Private Limited	10.00	-
Galaxy Certification Services Private Limited	10.00	-

- The Company's material related party transactions and outstanding balances are with related parties with whom the Company routinely enter into transactions are in the ordinary course of business.
- Key Managerial Personnel are entitled to post-employment benefits and other long term employee benefits recognised as per Ind AS 19 - 'Employee Benefits' in the Standalone Ind AS financial statements. As these employee benefits are lump sum amounts provided on the basis of actuarial valuation, the same is not included above.
- All outstanding balances are unsecured.

36. Fair value measurements

(i) Financial instruments by category

Particulars	31 March 2023		31 March 2022		1 April 2021	
	FVTPL	Amortised cost	FVTPL	Amortised cost	FVTPL	Amortised cost
Financial assets						
Investments	2,335.56	-	2,211.88	-	0.03	-
Security deposits	-	69.82	-	88.67	-	61.32
Trade receivables	-	2,864.64	-	13,953.10	-	653.69
Cash and cash equivalents	-	1,283.74	-	937.56	-	1,560.37
Other bank balances	-	9,648.81	-	387.76	-	33.00
Financial liabilities						
Borrowings	-	6,490.93	-	84.87	-	146.51
Trade payables	-	7,306.37	-	10,646.63	-	1,237.24
Other financial liabilities	-	561.84	-	1,421.18	-	16.16

The Company's principal financial liabilities comprise of trade and other payables and the Company's principal financial assets include investments in mutual funds, trade and other receivables and cash and cash equivalents that derive directly from its operations.

Investments in subsidiaries, associates and joint ventures are accounted at cost in accordance with Ind AS 27 'Separate Financial Statements', which is not included above.

- (ii) The carrying amounts of trade receivables, trade payables, cash and cash equivalents and other bank

Summary of significant accounting policies and other explanatory information

balances are considered to be the same as their fair values, due to their short-term nature. Difference between carrying amounts and fair values of bank deposits, earmarked balances with banks, other financial assets, other financial liabilities subsequently measured at amortised cost is not significant in each of the years presented. For all other amortised cost instruments, carrying value represents the best estimate of fair value.

For the financial assets measured at fair values, the carrying amounts are equal to the fair values.

(iii) Valuation technique used to determine fair value:

The fair value of the financials assets and liabilities is reported at the amount at which the instrument could be exchanged in a current transaction between willing parties other than in a forced or liquidation sale. The following methods and assumptions were used to estimate the fair values:

- a. The use of directly observable unquoted prices

received from the respective mutual funds.

(iv) Fair Value hierarchy:

Financial assets and financial liabilities measured at fair value in the balance sheet are grouped into three Levels of a fair value hierarchy. The three levels are defined based on the observability of significant inputs to the measurement, as follows:

Level 1: Quoted prices (unadjusted) in active markets for identical assets or liabilities.

Level 2: Inputs other than quoted prices included within Level 1 that are observable for the asset or liability, either directly or indirectly.

Level 3: Unobservable inputs for the asset or liability.

The following table shows the Levels within the hierarchy, of financial assets and liabilities measured at fair value on a recurring basis as at 31 March 2023, 31 March 2022 and 1 April 2021:

(₹ In Lakh)

Particulars	Level 1	Level 2	Level 3
Quantitative disclosures of fair value measurement hierarchy as at 31 March 2023:			
Financial Assets measured at FVTPL			
Investments	2,335.56	-	-
Quantitative disclosures of fair value measurement hierarchy as at 31 March 2022:			
Financial Assets measured at FVTPL			
Investments	2,211.88	-	-
Quantitative disclosures of fair value measurement hierarchy as at 1 April 2021:			
Financial Assets measured at FVTPL			
Investments	0.03	-	-

37. Financial Risk Management objectives and policies:

The Company is exposed to financial risks arising from its operations and the use of financial instruments. The key financial risks include market risk, credit risk and liquidity risk. The Company's risk management policies are established to identify and analyse the risks faced by the Company and seek to, where appropriate, minimize potential impact of the risk and to control and monitor such risks. There has been no change to the Company's exposure to these financial risks or the manner in which it manages and measures the risks.

The following sections provide details regarding the Company's exposure to the financial risks associated with financial instruments held in the ordinary course of business and the objectives, policies and processes for management of these risks.

(i) Market risk

Market risk is the risk of loss of future earnings, fair value or future cash flows of a financial instrument that will fluctuate because of changes in market rates and prices. The Company is exposed to market risk primarily related to interest rate risk. Thus, the Company's exposure to market risk is a function

of investing and operating activities in foreign currencies.

(a) Interest rate risk:

Interest rate risk is the risk that the fair value or future cash flows of the Company and the Company's financial instruments will fluctuate because of changes in market interest rates. The Company's investment in deposits with banks are for short durations and therefore do not expose the Company to significant interest rate risk. Further, the terms loans availed by the Company carries a fixed interest rate and therefore not subject to interest rate risk since neither the carrying value nor the future cash flows will fluctuate because of the change in market interest rates.

The Company's policy is to manage its interest rate risk by investing in fixed deposits, debt securities and debt mutual funds. Further, as there are no borrowings, the company's policy to manage its interest cost does not arise.

The Company's exposure to changes in interest rates relates primarily to the Company's outstanding floating rate debt.

Summary of significant accounting policies and other explanatory information

The exposure of the Company to fixed rate and variable rate instruments at the end of the reporting period are as follows:

Particulars	(₹ In Lakh)		
	As at 31st March, 2023 (₹)	As at 31st March, 2022 (₹)	As at 1st April, 2021 (₹)
Fixed rate instruments			
Financial assets			
Deposits with banks	9,818.12	387.76	33.00
Financial liabilities			
Vehicle loans from banks	129.22	77.24	130.39
Variable rate instruments			
Financial liabilities			
Project Financing Loan	3,866.00	-	-
Working capital loans	2,495.41	-	54.31

Interest Rate Sensitivity

The following table demonstrates the sensitivity to a reasonably possible change in interest rates on the variable rate instruments. With all other variables held constant, the Company's profit before tax is affected through the impact on floating rate borrowings as follows (considering closing outstanding balance as average outstanding balance for the period):

Particulars	Change in basis points	31 March 2023	31 March 2022	1 April 2021
Increase in basis points	50.00	31.81	-	0.27
Decrease in basis points	(50.00)	(31.81)	-	(0.27)

(b) Currency Risk:

Currency risk is the risk that the value of a financial instrument will fluctuate due to changes in foreign exchange rates. The Company's exposure to the risk of change in foreign exchange rates relates primarily to the Company's operating activities (when revenue or expense is denominated in foreign currency).

The Company has transactional currency exposures arising from goods sold/purchased or services provided/availed that are denominated in a currency other than the functional currency.

Foreign currency exposure as at each reporting date:

Particulars	31 March 2023		31 March 2022		1 April 2021	
	Foreign currency	₹	Foreign currency	₹	Foreign currency	₹
Financial assets						
- USD	39.74	3,263.00	167.30	12,697.92	10.88	810.42
Account Receivables	29.68	2,436.97	167.30	12,697.92	10.88	810.42
Advance to Vendors	9.57	786.55	-	-	-	-
Cash and Cash Equivalents	0.48	39.48	-	-	-	-
- AUD	0.06	3.32	0.06	3.44	-	-
Account Receivables	0.06	3.32	0.06	3.44	-	-
- EURO	0.83	74.18	4.00	336.96	2.63	234.01
Account Receivables	0.38	34.27	3.75	315.91	2.63	234.01
Advance to Vendors	0.45	39.91	0.25	21.05	-	-
- GBP	0.00	0.10	0.00	0.10	0.00	0.09
Account Receivables	0.00	0.10	0.00	0.10	0.00	0.09
- TL	0.03	0.11	-	-	-	-
Cash and Cash Equivalents	0.03	0.11	-	-	-	-

Summary of significant accounting policies and other explanatory information

Foreign currency exposure as at each reporting date:

Particulars	31 March 2023		31 March 2022		1 April 2021	
	Foreign currency	₹	Foreign currency	₹	Foreign currency	₹
Financial liabilities						
- AED	-	-	0.01	0.20	-	-
Account Payable	-	-	0.01	0.20	-	-
- USD	219.62	17,494.49	3.04	230.99	1.29	96.49
Account Payable	2.42	199.20	3.02	229.33	1.29	96.49
Advance from Customer	2.20	180.70	0.02	1.66	-	-
Contract Liabilities	215.00	17114.59	-	-	-	-
- EURO	-	-	-	-	0.86	75.93
Account Payable	-	-	-	-	0.86	75.93

37. Financial Risk Management objectives and policies (continued):

The following table demonstrates the sensitivity to a reasonably possible change in foreign currency to the

Indian Rupee with all other variables held constant. The impact on the Company's profit before tax due to changes in the fair value of monetary assets and liabilities is given below:

Particulars	Change	31 March 2023	31 March 2022	1 April 2021
USD sensitivity				
₹/USD - Increase by	5.00%	(711.57)	623.35	35.70
₹/USD - Decrease by	-5.00%	711.57	(623.35)	(35.70)
EURO sensitivity				
₹/EURO - Increase by	5.00%	3.71	16.85	6.88
₹/EURO - Decrease by	-5.00%	(3.71)	(16.85)	(6.88)
AUD sensitivity				
₹/AUD - Increase by	5.00%	0.17	0.17	-
₹/AUD - Decrease by	-5.00%	(0.17)	(0.17)	-
TL sensitivity				
₹/TL - Increase by	5.00%	0.01	-	-
₹/TL - Decrease by	-5.00%	(0.01)	-	-
AED sensitivity				
₹/AED - Increase by	5.00%	-	(0.01)	-
₹/AED - Decrease by	-5.00%	-	0.01	-
GBP sensitivity				
₹/GBP - Increase by	5.00%	0.01	0.00	0.00
₹/GBP - Decrease by	-5.00%	(0.01)	(0.00)	(0.00)

(c) Other price risk

Other price risk is the risk that the fair value or future cash flows of the Company's financial instruments will fluctuate because of changes in market prices (other than those arising from interest rate risk or currency risk), whether those changes are caused by factors specific to the individual financial instrument or its issuer or by factors affecting all similar financial instruments traded in the market.

The Company based on working capital requirement keeps its liquid funds in current accounts. Excess funds are invested in current instruments.

The following table demonstrates the sensitivity of the Company's un-quoted investments on the profit [increase/(decrease)] for the period. The analysis is based on the assumption that net asset values has increased or decrease by 10%, with all other variables held constant.

Summary of significant accounting policies and other explanatory information

Particulars	Change	31 March 2023	31 March 2022	1 April 2021
Net Asset value sensitivity				
- Increase by	10.00%	219.34	8.98	-
- Decrease by	-10.00%	(219.34)	(8.98)	-

(ii) Credit risk:

Credit risk is the risk that counterparty will not meet its obligations under a financial instrument or customer contract, leading to a financial loss. The Company is exposed to credit risk from its operating activities (primarily trade receivables and deposits) and from its investing activities, including deposits with banks and other financial instruments.

In addition, receivable balances are monitored on an ongoing basis with the result that the Company's exposure to bad debts is not significant.

(a) Exposure to credit risk:

At the end of the reporting period, the Company's maximum exposure to credit risk is represented by the carrying amount of each class of financial assets recognised in the statement of financial position. No other financial assets carry a significant exposure to credit risk.

(b) Credit risk concentration profile:

At the end of the reporting period, there were no significant concentrations of credit risk. The maximum exposures to credit risk in relation to each class of recognised financial assets is represented by the carrying amount of each financial assets as indicated in the balance sheet.

(c) Financial assets that are neither past due nor impaired:

None of the Company's cash equivalents, other bank balances, security deposits and other receivables were past due or impaired as at 31 March 2023. Trade and other receivables including loans that are neither past due nor impaired are from creditworthy debtors. Cash and short-term deposits investment securities that are neither past due nor impaired, are placed with or entered with reputable banks or financial institutions or companies with high credit ratings and no history of default.

(d) Financial assets that are either past due or

Particulars	On Demand	Upto 1 Year	1 to 3 Years	After 3 Years
Borrowings	2,495.41	1,746.48	2,181.58	67.46
Trade payables	-	7,306.37	-	-
Other financial liabilities	-	561.84	-	-

The table below summarises the maturity profile of the Company's financial liabilities based on contractual undiscounted payments as of 31 March 2022:

impaired:

The Company doesn't have any significant trade receivables or other financial assets which are either past due or impaired. The Company's exposure to credit risk is influenced mainly by the individual characteristics of each customer. However, the Management also evaluates the factors that may influence the credit risk of its customer base, including the default risk. The Company's receivables turnover is quick and historically, there was no significant default on account of trade and other receivables. An impairment analysis is performed at each reporting date on an individual basis for major clients. The Company has used a practical expedient by computing the expected credit loss allowance for trade receivables based on a provision matrix. The provision matrix takes into account historical credit loss experience and is adjusted for forward looking information.

37. Financial Risk Management objectives and policies (continued):

(iii) Liquidity risk:

Liquidity risk is the risk that the Company will not be able to meet its financial obligations as they become due. The Company manages its liquidity risk by ensuring, as far as possible, that it will always have sufficient liquidity to meet its liabilities when due, under both normal and stressed conditions, without incurring unacceptable losses or risk to the Company's reputation.

Management monitors rolling forecasts of the Company's liquidity position comprising the cash and cash equivalents including other bank balances and investments in mutual funds on the basis of expected cash flows.

The table below summarises the maturity profile of the Company's financial liabilities based on contractual undiscounted payments as of 31 March 2023:

Summary of significant accounting policies and other explanatory information

Particulars	On Demand	Upto 1 Year	1 to 3 Years	After 3 Years
Borrowings	-	84.87	-	-
Trade payables	-	10,646.63	-	-
Other financial liabilities	-	1,421.18	-	-

The table below summarises the maturity profile of the Company's financial liabilities based on contractual undiscounted payments as of 1 April 2021:

Particulars	On Demand	Upto 1 Year	1 to 3 Years	After 3 Years
Borrowings	14.42	56.01	76.08	-
Trade payables	-	1,237.24	-	-
Other financial liabilities	-	16.16	-	-

38. Capital management

Capital includes equity capital and all other reserves attributable to the equity holders of the parent. The primary objective of the capital management is to ensure that it maintain an efficient capital structure and healthy capital ratios in order to support its business and maximise shareholder's value. The Company manages its capital structure and make adjustments to it, in light of changes in economic

conditions or its business requirements. To maintain or adjust the capital structure, Company may adjust the dividend payment to shareholders return capital to shareholders or issue new shares.

The Company monitors capital using a debt to capital employed ratio which is debt divided by total capital plus debt. The Company's policy is to keep this ratio at an optimal level to ensure that the debt related covenants are complied with.

Particulars	As at 31st March, 2023 (₹)	As at 31st March, 2022 (₹)
Borrowings #	6,490.93	84.87
Less: Cash and cash equivalents (including other bank balances)	10,932.56	1,325.32
Net Debt	(4,441.62)	(1,240.45)
Total equity	53,882.88	40,925.73
Equity and net debt	49,441.26	39,685.28
Gearing ratio	-8.98%	-3.13%

Total Borrowings include long-term borrowing, current maturities of long-term borrowings and working capital loans like cash credit and buyer's credit.

In order to achieve this overall objective, the Company's capital management, amongst other things, aims to ensure that it meets the financial covenants attached to interest bearing loans and borrowings that define capital structure requirements. Breaches in meeting the financial covenants would permit the bank to immediately call back loans and borrowings.

There have been no breaches in the financial covenants of any interest bearing loans

and borrowings in the current period. No changes were made in the objectives, policies or processes for managing the capital during the year ended 31 March 2023 and 31 March 2022.

39. Contract Asset and Contract Liability

The amount spent by the company towards fulfilling its performance obligation (or part thereof) in accordance with contracts entered with counter party before the invoicing from such contract is due as per the Ind AS - 115 is recognized as Contract Assets in these financials. A contract asset is an entity's right to the assets for performance obligation that the entity has executed in accordance with the contract.

Summary of significant accounting policies and other explanatory information

Changes in Contract Asset are as follows:

Particulars	As at 31st March, 2023 (₹)	As at 31st March, 2022 (₹)
Balance at the beginning of the year	-	-
Invoices raised that were included in the Contract Assets at the beginning of the year	-	-
Increase due to amount spent towards performance obligations (of part thereof), without invoicing	9,768.69	-
Translation exchange difference	-	-
	9,768.69	-

Correspondingly, the amount received from counter party of the contract is recognized as Contract Liability and the same is accordingly classified as revenue from operations in accordance with the satisfactory performance obligation of the company in due course of the contract from time to time, when such performance obligation is executed as per the contract.

Changes in Contract Liabilities are as follows:

Particulars	As at 31st March, 2023 (₹)	As at 31st March, 2022 (₹)
Balance at the beginning of the year	-	-
Revenue recognized that was included in the Contract Liability balance at the beginning of the year	-	-
Increase due to amount received as advance for performance obligations (of part thereof), without invoicing	19,328.66	-
Translation exchange difference	-	-
	19,328.66	-

During the Financial year, Revenue Recognition for certain contracts wherein the Company has agreed to deliver consultancy services and Verified Carbon Units, revenue was recognized upon deployment of carbon credit eligible projects instead of complying with performance obligation as required in the contract. The management was then of the opinion that it has duly satisfied the performance obligations under these arrangements and has accrued corresponding revenue and cost in accordance with the terms of the contract. However, after considering the views of experts in respect of Ind AS - 115, the management of the company has consented that the revenue and corresponding cost shall be recognized upon complying with the entire performance obligation of as mentioned in the contract, instead of substantial performance obligation and accordingly the adjustment in respect of contract assets and contract liability is made as above.

40. Segment reporting

The Company is into climate change & sustainability advisory and carbon offsetting, along with business

excellence services which includes ISO certification, management training on JIT / Kaizen etc., and electrical safety audits. The Board of Directors of the Company have identified the Managing Director as being the chief operating decision maker (CODM), evaluates the Company performance, allocate resources based on the analysis of the various performance indicators of the Company. As per the requirements of Ind AS 108 - "Operating Segments", the company has two reportable segments as under:

- Trading & Other Business Segment:** where the carbon credits are purchased from various vendors and are sold to customers among other ancillary activities.
- Generation Segment:** where the carbon credits are issued from the projects implemented, developed and owned by the company.

The revenue of both these segments are earned majorly from sale of carbon credits, however the decision of CODM is derived separately in both these segments considering the variable outcomes of the respective segments.

Summary of significant accounting policies and other explanatory information

Details of the reportable Operating Segments of the company and the identifiable items of Generation Segment is as under:

Particulars	Trading Segment 31 March 2023	Generation Segment 31 March 2023	Trading Segment 31 March 2022	Generation Segment 31 March 2022	Total 31 March 2023	Total 31 March 2023
Segment Assets	79,267.53	8,810.05	55,613.65	405.02	88,077.58	56,018.67
- Intangible Assets	-	314.58	-	-	-	-
- Intangible Assets Under Development	-	8,494.62	-	393.22	-	-
- Inventories	-	0.05	-	-	-	-
- Trade Receivables	-	0.79	-	-	-	-
- Other Current Assets	-	-	-	11.80	-	-
Segment Liabilities	33,755.74	438.96	15,092.94	-	34,194.70	15,092.94
- Trade Payables	-	438.96	-	-	-	-
Segment Revenue	1,22,793.57	3,047.08	1,80,011.77	-	1,25,840.65	1,80,011.77
- Sale of products - Carbon credits	-	3,047.08	-	-	-	-
Segment Expenses	1,11,243.33	149.29	1,28,566.14	-	1,11,392.62	1,28,566.14
Depreciation	-	78.64	-	-	-	-
Project Registration, Verification, Validation, Issuance and DOE expenses	-	70.65	-	-	-	-

The above details are segregated basis identifiable items of generation segment. Other items of assets, liabilities, income and expenses are either for trading segment or are unallocable.

(i) Analysis of Company's revenues (excluding other income) based on the geography

Particulars	As at 31st March, 2023 (₹)	As at 31st March, 2022 (₹)
- Domestic	4,774.46	2,221.59
- Exports	121,066.19	1,77,790.19
	1,25,840.65	1,80,011.77

(ii) Analysis of Company's non-current assets (other than financial instruments and deferred tax assets) based on geography

Particulars	As at 31st March, 2023 (₹)	As at 31st March, 2022 (₹)	As at 1st April, 2021 (₹)
- In India	23,083.55	3,153.76	607.98
- Outside India	-	-	-
	23,083.55	3,153.76	607.98

41. Dues to Micro and small enterprises

The Micro, Small and Medium Enterprises have been identified on the basis of the information available with the Company. This has been relied upon by the auditors. Dues to such parties are given below:

Particulars	As at 31st March, 2023 (₹)	As at 31st March, 2022 (₹)	As at 1st April, 2021 (₹)
(a) The principal amount remaining unpaid as at the end of the year	-	3.47	11.33
(b) The amount of interest accrued and remaining unpaid at the end of the year	-	-	-

Summary of significant accounting policies and other explanatory information

Particulars	As at 31st March, 2023 (₹)	As at 31st March, 2022 (₹)	As at 1st April, 2021 (₹)
(c) Amount of interest paid by the Company in terms of Section 16, of (MSMED Act, 2006) along with the amounts of payments made beyond the appointed date during the year.	-	-	-
(d) Amount of interest due and payable for the period of delay in making payment without the interest specified under the (MSMED Act, 2006).	-	-	-
(e) The amount of further interest remaining due and payable in the succeeding years, until such date when the interest dues as above are actually paid to the small enterprise for the purpose of disallowance as a deductible expenditure under Section 23 of the (MSMED Act, 2006).	-	-	-

42. Employee Stock Option Plan

The establishment of the EKI Employee Stock Option Scheme was approved by shareholders in their Annual General Meeting on 30th August 2021. The Employee Option Plan is designed to provide incentives to employees to deliver long-term returns. Under the plan, participants are granted options which vest in six tranches in two years from the grant date. Participation in the plan is at the board's discretion

and no individual has a contractual right to participate in the plan or to receive any guaranteed benefits.

Once vested, the options remain exercisable for a period of three years.

Options carry no dividend or voting rights until they are exercised. When exercisable, each option is convertible into one equity share. The exercise price of the options is Rs. 200/- (Rs. 800 pre-bonus).

Particulars	No. of Options Pre-Bonus 31 March 2023	No. of Options Post-Bonus 31 March 2022
No. of options granted	43,120	1,72,480
No. of options vested	21,560	86,240
No. of options exercised	3,853	15,413

Accordingly, the company has recorded the following transactions in these financials

Particulars Grant Date: 1st Nov, 2021	%age of Options Exercisable	Average Value of Options (pre-bonus) (in Rs.)	Average Value of Options (post-bonus) (in Rs.)	Employee Stock Option Cost till 31 March 2023 (in Rs. Lakhs)
Exercisable on 01.11.2022	25.00%	2563.72	640.93	233.47
Exercisable on 31.03.2023	25.00%	2563.72	640.93	233.47
Exercisable on 30.06.2023	12.50%	2563.72	640.93	99.22
Exercisable on 30.09.2023	12.50%	2563.72	640.93	86.28
Exercisable on 31.12.2023	12.50%	2563.72	640.93	76.33
Exercisable on 31.03.2024	12.50%	2563.72	640.93	68.43
				797.19

Also, the company had granted 6,694 options (pre-bonus, post bonus equivalent options will be 26,776 options) to its employees, who were later transferred to Amrut Nature Solutions Private Limited. Considering the Employee Stock Option Policy of the company, options can be granted and stay vested for employees of group concerns as well. Moreover, since these options were granted to the employees when they were employees of EKI Energy Services Limited, the options are not cancelled by the company and the

entire expenses of stock options is to be borne by EKI Energy Services Limited and not the transferee company. However, owing to the fact that these employees are no longer employees of the company, the entire amount of expenses to be recognized basis the fair valuation of the options for such options so granted was recognized as expenses by the company during the year. Accordingly, an amount of Rs. 171.62 lakhs was charged to profit and loss account considering the expenses to be recognized based

Summary of significant accounting policies and other explanatory information

on the fair valuation of the options so granted to the employees, who were later transferred to group concerns.

During the year, out of total 172,480 options granted, 15,413 options were exercised during the financial year 2022-23. Accordingly, an amount of Rs. 128.07 lacs was credited by the company in its securities premium account and correspondingly an amount of Rs. 98.80 Lacs is adjusted against Employee Stock Option Reserve. The fair value of the options granted is computed under Black Scholes Model by an Independent Valuer pursuant to Ind AS 102 - Share based payments.

43. Transfer Pricing Adjustment

As per transfer pricing legislation under section 92-92F of the Income Tax Act, 1961, the Company is required to use certain specific methods in computing arm's length prices of certain domestic and certain international transaction with associated enterprises and maintain adequate documentation in this respect.

The legislations require that such information and documentation to be contemporaneous in nature, the Company has appointed independent consultant (the 'Consultant') for conducting the Transfer Pricing Study (the 'Study') to determine whether the transactions with associate enterprises undertaken during the Financial year are on an "arm's length basis". Management is of the opinion that the Company's domestic and international transactions are at arm's length & require no transfer pricing adjustments.

44. Corporate Social Responsibility

The Company has formulated CSR committee and has set responsibility thereon to plan for expenditures on CSR as per the applicable provisions of the Companies Act, 2013. The company has incurred an amount of Rs. 3,65,00,000/- (Previous Year 21,19,000/-) on account of its contribution for Corporate Social Responsibility for F.Y. 2022-23, at the rate of 2% of the average adjusted Net Profit for the previous three years. The CSR policy and the procedures in relation to it are in line with the requirements of the law.

Details of Corporate Social Responsibility	31st March 2023 (₹)	31st March 2022 (₹)
Amount required to be spent by the company	365.00	21.19
Amount of expenditure incurred	365.00	21.19
Shortfall at the end of the year	-	-
Total of previous shortfall	-	-
Reason for shortfall	-	-
Nature of CSR Activities	Incurred for charitable purposes and community rural upliftment	
Details of related party transactions	365.00	-

45. Director's Remuneration

Description	For the period 31st March 2023 (₹)	For the period 31st March 2022 (₹)
Salaries, wages and bonus	1,014.58	744.57
Contribution to provident and other funds	2.30	1.07
Perquisites	-	-
	1,016.89	745.64

46. Payment to Auditors

Description	For the period 31st March 2023 (₹)	For the period 31st March 2022 (₹)
Statutory Audit	27.50	8.26
Limited Review, Tax Audit & Others	10.23	4.43
	37.73	12.69

47. Bonus issue of shares

Pursuant to the approval of the Company's shareholders, the company has issued bonus shares on 5 July 2022 in proportion of three equity shares for every one equity shares held. Accordingly, an amount of Rs. 2062.20 Lakhs was transferred by the company from 'Other Equity' to 'Equity Share Capital' (Rs.

1387.85 Lakhs from Security Premium Reserve and Rs. 674.35 Lakhs from Retained Earnings respectively). Accordingly, the basic and diluted earnings per share have been adjusted in accordance with Ind AS-33 "Earnings Per Share".

48. First time adoption:

In preparing its opening Ind AS balance sheet, the Company has adjusted the amounts reported previously in financial statements prepared in accordance with the accounting standards notified under Companies(Accounting Standards) Rules, 2006 (as amended) and other relevant provisions of the Act ("previous GAAP"). The exemptions and exceptions applied by the Company in accordance with Ind AS 101 'First-time Adoption of Indian Accounting Standards' along with the reconciliations of equity, total comprehensive income and statement of cash flows in accordance with Previous GAAP to Ind AS are explained below.

Exemptions from retrospective application:

Exemptions applied Ind AS 101 allows first-time adopters certain exemptions from the retrospective application of certain requirements under Ind AS. The Company has applied the following exemptions:

- a) Property, plant and equipment and intangible assets - Deemed Cost Ind AS 101 permits a first time adopter to elect to continue with the carrying value for all of its property, plant and equipment as recognised in the financial statements as at the date of transition to Ind AS, measured as per the previous GAAP and use that as its deemed cost as at the date of transition after making necessary adjustments for decommissioning

liabilities included in the cost of property, plant and equipment (Para D7AA of Appendix D). This exemption can also be used for intangible assets covered by Ind AS 38 'Intangible Assets' and investment property covered by Ind AS 40 'Investment Properties'. Accordingly, the Company has elected to measure all of its property, plant and equipment at their previous GAAP carrying value.

- b) The estimates as at 1 April 2021 are consistent with those made for the same dates in accordance with Indian GAAP (after adjustments to reflect any differences in accounting policies) apart from impairment of financial assets based on expected credit loss model where application of Indian GAAP did not require estimation. The estimates used by the Company to present these amounts in accordance with Ind AS reflect conditions at 1 April 2021(transition date) and 31 March 2022.
- c) Other comprehensive income (OCI): Under Indian GAAP, the Company had not presented other comprehensive income separately. Hence, it has reconciled Indian GAAP profit or loss to profit or loss as per Ind AS. Further, Indian GAAP profit or loss is reconciled to total comprehensive income as per Ind AS.

Cash flow statement - The transition from Indian GAAP to Ind AS has no material impact on the statement of cash flows.

(i) Reconciliation of total equity

Particulats	31st March 2022 (₹)	1st April 2021 (₹)
Total equity under previous GAAP	40,953.14	2,490.14
Add/(less): Adjustment for GAAP differences		
- In relation to investment property	(47.28)	(18.50)
- In relation to fair valuation of investments	10.68	-
- In relation to tax adjustments on above items	9.19	-
Equity as per Ind-AS	40,925.73	2,471.64

(ii) Reconciliation of total comprehensive income

	Notes	For the Year Ended 31st March 2022 (₹)
Profit after tax under Previous GAAP		38,336.29
Add/(less): Adjustment for GAAP differences		
- Change in fair value of investments	(a)	10.68
- Depreciation on ROU Asset classified as Investment Property	(b)	(28.80)
- Remeasurement of post-employment benefit obligations	(c)	12.05
- Deferred tax due to Ind AS adjustments	(d)	12.25
Net profit after tax as per Ind AS		38,342.46
Other comprehensive income		(12.05)
Tax on above		(3.03)
Total comprehensive income as per Ind AS		38,327.38

- a) As on the date of transition, the company decided to classify non-current investments as Financial Assets which are measured at fair value with gains or losses recognised in profit and loss (FVTPL). As per previous GAAP these are carried at cost. However, provision for permanent diminution in value is made to recognize any decline other than temporary in value of investments. As per Ind AS 109 all Equity Investments within the scope of Ind AS 109 are measured at Fair Value with the default recognition of gains and losses in Profit and Loss (FVTPL).
- b) Leasehold lands held by the company as investments was reported at cost under Indian GAAP. Pursuant to transition to Ind AS, these investments are disclosed as Right of Use assets under Investment property.

Accordingly, depreciation is charged on such investments on the basis of their respective lease tenure on straight line basis.

- c) Both under Indian GAAP and Ind AS, the Company recognized costs related to its post-employment defined benefit plan on an actuarial basis. Under Indian GAAP, the entire cost, including actuarial gains and losses, were charged to profit or loss. Under Ind AS, remeasurements comprising of actuarial gains and losses are recognized immediately in the balance sheet with a corresponding debit or credit to retained earnings through OCI.
- d) Deferred taxes have been recognised on the adjustments made on transition to Ind AS.

Summary of significant accounting policies and other explanatory information

49. Ratios to be disclosed as per the requirements of the Companies Act, Schedule III

Particulars	For the period ended on 31st March 2023	For the period ended on 31st March 2022
a) Current Ratio		
Current Assets (numerator)	64,986.81	52,846.07
Current Liabilities (denominator)	12,507.04	15,041.79
Current Ratio	5.20	3.51
% Change as compared to the preceding year ^	47.90%	
b) Debt-Equity Ratio		
Total Debt (numerator)	6,490.93	84.87
Shareholder's Equity (denominator)	53,882.88	40,925.73
Debt-Equity Ratio	0.12	0.00
% Change as compared to the preceding year ^	5708.96%	
c) Debt Service Coverage Ratio		
Earnings available for debt service (numerator)*	12,778.84	38,477.63
Debt service (denominator)	6,490.93	84.87
Debt Service Coverage Ratio	1.97	453.37
% Change as compared to the preceding year ^	-99.57%	
* Earnings available for debt service = Net Profit + Finance Cost + Depreciation		
d) Return on Equity Ratio		
Profit / (Loss) for the year (numerator)	11,957.52	38,327.38
Average Shareholder's Equity (denominator)	53,882.88	40,925.73
Return on Equity Ratio	0.22	0.94
% Change as compared to the preceding year ^	-76.30%	
e) Dividend Payout Ratio		
Dividend paid during the year (numerator)	1,374.80	68.74
Net income for the year (denominator)	11,957.52	38,327.38
Dividend Payout Ratio	0.11	0.00
% Change as compared to the preceding year ^	6310.59%	
f) Inventory Turnover Ratio		
Revenue from operations (numerator)	1,25,840.65	1,80,011.77
Average Inventory (denominator)	25,126.78	9,797.14
Inventory Turnover Ratio	5.01	18.37
% Change as compared to the preceding year ^	-72.74%	
g) Trade Receivable Turnover Ratio		
Revenue from operations (numerator)	1,25,840.65	1,80,011.77
Average Trade Receivable (denominator)	8,408.87	7,303.40
Trade Receivable Turnover Ratio	14.97	24.65
% Change as compared to the preceding year ^	-39.28%	
h) Trade Payable Turnover Ratio		
Purchases (numerator)	1,00,948.89	1,33,308.90
Average Trade Payable (denominator)	8,976.50	5,941.94
Trade Payable Turnover Ratio	11.25	22.44
% Change as compared to the preceding year ^	-49.87%	
i) Net Capital Turnover Ratio		
Revenue from operations (numerator)	1,25,840.65	1,28,566.14
Working Capital (denominator)	52,479.77	37,804.28
Net Capital Turnover Ratio	2.40	3.40
% Change as compared to the preceding year ^	-29.49%	

Summary of significant accounting policies and other explanatory information

Particulars	For the period ended on 31st March 2023	For the period ended on 31st March 2022
j) Net Profit Ratio		
Profit / (Loss) for the year (numerator)	11,957.52	38,327.38
Revenue from operations (denominator)	1,25,840.65	1,28,566.14
Net Profit Ratio	0.10	0.30
% Change as compared to the preceding year ^	-68.13%	
k) Return on capital employed		
Earnings before interest and taxes (numerator)	16,250.72	51,620.39
Capital Employed (denominator)	60,373.81	41,010.60
Return on capital employed	0.27	1.26
% Change as compared to the preceding year ^	-78.62%	
l) Return on investments		
Profit before taxes (numerator)	15,714.28	51,575.97
Total Assets (denominator)	88,077.58	56,018.67
Return on investments	0.18	0.92
% Change as compared to the preceding year ^	-80.62%	

^ Explanation for change in ratio of more than 25%:

- Financial year 2021-22 was an exceptional year for the company as the prices for carbon credits vis-à-vis demand for the credits increased substantially. The company held its leadership position in the market and capitalized on the opportunities during the FY 2021-22. Owing to substantial increase in the values as the end on FY 2021-22 as compared to as at the end of FY 2020-21, the ratios stands disrupted as the calculations were made on year end figures whereas the resources were increased only gradually during the year.
 - During the FY 2022-23, owing to various reasons as stated by the company in its investor presentation the overall business of the company slowed-down during the second half of the year. The broad reasons for such slow-down are low pricing of environmental commodity, impact due to international geopolitical turmoil, high interest rate, inflation, regulatory changes, Media trial of green house mitigation projects, rating of project etc.
 - The profit margins of the company has also shrunk owing to unstable market and industry of carbon credit business. The overall business and industry of the company is at nascent stage and accordingly the ratios of the company may vary year on year and not depict the correct trend analysis.
- 50. Additional regulatory information not disclosed elsewhere in the Financial Statements**
- The Company does not have any benami property and no proceedings have been initiated on or are pending against the Company for holding benami property under the Benami Transactions (Prohibition) Act, 1988 (45 of 1988) and Rules made thereunder.
 - The Company has not been declared a 'Wilful Defaulter' by any bank or Financial institution (as defined under

the Companies Act, 2013) or consortium thereof, in accordance with the guidelines on wilful defaulters issued by the Reserve Bank of India.

- The Company has complied with the number of layers prescribed under clause (87) of section 2 of the Act read with Companies (Restriction on number of Layers) Rules, 2017.
- The Company does not have any charges or satisfaction which is yet to be registered with Registrar of Companies (ROC) beyond the statutory period.
- The Company does not have any such transaction which is not recorded in the books of accounts that has been surrendered or disclosed as income during the year in the tax assessments under the Income Tax Act, 1961 (such as, search or survey or any other relevant provisions of the Income Tax Act, 1961.
- The Company has not traded or invested in crypto currency or virtual currency during the current or previous year.
- The Company has not revalued its property, plant and equipment (including right-of-use assets) or intangible assets or both during the current or previous year.
- The Company does not have any transactions with struck off companies.
- The Company has not entered into any scheme of arrangement which has an accounting impact on current or previous Financial year.
- The Company has not advanced or loaned or invested funds to any other persons or entities, including foreign entities (Intermediaries) with the understanding that the Intermediary shall:

Summary of significant accounting policies and other explanatory information

- (a) directly or indirectly lend or invest in other persons or entities identified in any manner whatsoever by or on behalf of the company (Ultimate Beneficiaries) or
- (b) provide any guarantee, security or the like to or on behalf of the Ultimate Beneficiaries”
- k. The Company has not received any fund from any persons or entities, including foreign entities (Funding Party) with the understanding (whether recorded in writing or otherwise) that the Company shall:
- (a) directly or indirectly lend or invest in other persons or entities identified in any manner whatsoever by or on behalf of the Funding Party (Ultimate Beneficiaries) or
- (b) provide any guarantee, security or the like on behalf of the Ultimate Beneficiaries

This is the summary of significant accounting policies and other explanatory notes referred to in our report of even date.

For Dassani & Associates

Chartered Accountants
Firm's Registration No.: 009096C

CA. Udesb Dassani

Partner
Membership No.: 078588

Place: **Indore**
Date: **23.09.2023**

51. Previous year figures

The Schedule III to the Companies Act, 2013 has been amended in respect of certain regrouping / disclosures vide notification dated 24 March 2021 which are applicable w.e.f. 1 April 2021. The figures have been presented in the above financial statements after considering the said amendments.

Also, the company has adopted Indian Accounting Standards for preparation and presentation of its financial statements and these are the first financial statements of the company presented under Ind AS.

For the above reasons, the figures of the corresponding previous year have been regrouped wherever considered necessary to correspond to current year disclosures.

For and on behalf of Board of Directors of
EKI Energy Services Limited

Manish Kumar Dabkara
Managing Director
DIN: 03496566

Naveen Sharma
Director
DIN: 07351558

Mohit Agarwal
Chief Financial Officer

Itisha Sahu
Company Secretary

Place: **Indore**
Date: **23.09.2023**

ANNEXURE - I

Statement on Impact of Audit Qualifications (for audit report with modified opinion) submitted along-with Annual Standalone Audited Financial Results

Statement on Impact of Audit Qualifications for the Financial Year ended March 31, 2023 [See Regulation 33 / 52 of the SEBI (LODR) (Amendment) Regulations, 2016]

I	Sr. No.	Particulars	Audited Figures (as reported before adjusting for qualifications)	Adjusted Figures (audited figures after adjusting for qualifications)
	1.	Turnover / Total income	Refer reporting in clause II (e) below	
	2.	Total Expenditure		
	3.	Net Profit/(Loss)		
	4.	Earnings Per Share		
	5.	Total Assets		
	6.	Total Liabilities		
	7.	Net Worth		
	8.	Any other financial item(s)(as felt appropriate by the management)		
II	Audit Qualification (each audit qualification separately): a. Details of Audit Qualification: M/s. Dassani and Associates, Joint Statutory Auditor of the Company has issued an audit qualification in their reported dated September 23rd 2023 on the Standalone and Consolidated Financials of the company for the period ended on March 31st 2023, basis certain observation on financial transactions raised by M/s Walker Chandio & Co. LLP (WCC), another Joint Statutory Auditor of the Company u/s 143(12) of the Companies Act, 2013. b. Type of Audit Qualification : Qualified Opinion c. Frequency of qualification: First Time d. For Audit Qualification(s) where the impact is quantified by the auditor, Management's Views: Not Applicable e. For Audit Qualification(s) where the impact is not quantified by the auditor: (i) Management's estimation on the impact of audit qualification: Not ascertainable (ii) If management is unable to estimate the impact, reasons for the same: As mentioned by the Joint Statutory Auditor, M/s Dassani and Associates in their audit report dated September 23, 2023, clause 3, since the matter is sub-judice, impact shall only be quantified after conclusion of the matter. (iii) Auditors' Comments on (i) or (ii) above: We wish to draw attention to the respective reporting made in our audit report.			

As per our report of even date
For M/s Dassani and Associates
Chartered Accountants
FRN No. : 009096C

CA. Udesb Dassani
Partner
Membership No.: 078588

Place: **Indore**
Date: **23.09.2023**

For and on behalf of Board

Manish Kumar Dabkara
Managing Director

Ritesh Gupta
Chairman - Audit Committee

Mohit Agarwal
Chief Financial Officer

CONSOLIDATED FINANCIAL STATEMENTS



Independent Auditor's Report

To

The Members of

EKI ENERGY SERVICES LIMITED.

Report on the Audit of the Consolidated Financial Statements

QUALIFIED OPINION

1. We have audited the accompanying consolidated financial statements of **EKI Energy Services Limited** (hereinafter referred to as "the Holding Company") and its Subsidiaries (Holding Company and its subsidiaries together referred to as "the Group"), which comprise the Consolidated Balance Sheet as at March 31, 2023, the Consolidated Statement of Profit and Loss (including other comprehensive income), the Consolidated Statement of Changes in Equity and the consolidated Statement of Cash Flows for the year then ended, and Notes to the consolidated financial statements, including a summary of the significant accounting policies and other explanatory information (hereinafter referred to as "the consolidated financial statements").
2. In our opinion and to the best of our information and according to the explanations given to us, and based on the consideration of the reports of the other auditors on separate audited financial statements/ financial information of the subsidiaries, the aforesaid Statement:
 - a) Includes the standalone financial results / consolidated financial results, wherever applicable, of the following entities:
 - Holding Company
 - EKI Energy Services Limited
 - Subsidiaries
 - Amrut Nature Solutions Private Limited
 - Enking International FZCO#
 - GHG Reduction Technologies Private Limited
 - Enking International Foundation
 - Enking International Pte. Ltd.#
 - Glofix Advisory Services Private Limited
 - EKI One Community Projects Private Limited
 - EKI Two Community Projects Private Limited
 - EKI Power Trading Private Limited (Formerly known as EKI Three Community Projects Private Limited)
 - Galaxy Certification Services Private Limited (Formerly known as EKI Four Community Projects Pvt Ltd)

Incorporated/located outside India

- b) Except for the possible effects of the matter described in the Basis for Qualified Opinion section below gives a true and fair view in conformity with the recognition and measurement principles laid down in the applicable Indian Accounting Standards ("IND-AS") in accordance with the section 133 of the Companies Act, 2013 ('Act'), read together with Rule 3 of the Companies (Indian Accounting Standards) Rules, 2015 (as amended from time to time) and other accounting principles generally accepted in India, of the consolidated state of affairs of the group as at March 31, 2023 and their consolidated profit, their consolidated total comprehensive income/ (loss), their consolidated cash flows and their consolidated change in equity for the group for the year ended March 31, 2023.

BASIS FOR QUALIFIED OPINION

3. Joint Statutory Auditor, M/s. Walker Chandio & Co. LLP, of the Holding Company has found certain observation and qualification in the financial transactions of the Holding Company. The same was communicated to the Audit Committee ("AC") and the Board of Directors ("BOD") of the Holding Company u/s 143(12) of the Companies Act, 2013 on July 10, 2023. Based on the evaluation and after consideration of a memorandum prepared by legal counsels and qualified professionals, the AC of the Holding Company has responded to the Joint Statutory Auditor on August 24, 2023. The Holding Company has represented to us that there is no non-compliance of the Companies Act, 2013 and other applicable laws / regulations and the same shall have no material impact on the Consolidated financial statements. The matter is under litigation and sub-judice. Due to uncertainty relating to the future outcome, we are unable to quantify the impact of these transactions which may result in possible adjustments and/or disclosures in the Consolidated financial statements.
4. We conducted our audit in accordance with the Standards of Auditing ("SAs") specified under section 143(10) of Companies Act, 2013 ("the Act"). Our responsibilities under those standards are further described in the Auditors' Responsibilities for the Audit of the Consolidated Financial Results section of our report. We are independent of the Company in accordance with the Code of Ethics issued by the ICAI together with the ethical requirements that are relevant to our audit of the Consolidated Financial Results, and we have fulfilled our other ethical responsibilities in accordance with these requirements and the Code of Ethics. Except for the matters described in the Basis for Qualified Opinion section above, we believe that the audit evidence obtained by us and other auditors

in terms of their reports referred to in "Other Matter" paragraph below, is sufficient and appropriate to provide a basis for our opinion.

EMPHASIS OF MATTER

5. We draw attention to matters:

- a) As per Note No. 39 to the Consolidated financial statements, during the Financial year, Revenue was recognized upon deployment of carbon credit eligible projects instead of complying with performance obligation as required in the certain contracts. However, after considering the views of experts, the management of the company has consented that the revenue and corresponding cost shall be recognized upon complying with the entire performance obligation of contracts, instead of substantial performance obligation as per the requirement of Ind AS - 115 and accordingly the adjustment in respect of contract assets and contract liability has been accounted for and the figures for financial year ended on 31st March 2023 are in accordance with Ind AS.
- b) Note No. 7(g) of the Statement which describes the significant accounting policies applied in the valuation of inventory including cook stoves and carbon credits. The valuation of inventory is a critical accounting estimate that involves significant judgment by management. Further, the valuation of carbon credits involves complex and specialized factors, including verification of emission reductions, market pricing, regulatory

compliance, vintage, technology, the timing of recognized revenues and other aspects. Our audit procedures related to inventory valuation disclosed a matter that we believe is of importance to the users of the financial statements.

KEY AUDIT MATTERS

6. Key audit matters are those matters that, in our professional judgment, were of most significance in our audit of the Consolidated financial statements for the financial year ended 31st March 2023. These matters were addressed in the context of our audit of the Consolidated financial statements as a whole, and in forming our opinion thereon, and we do not provide a separate opinion on these matters. For each matter below, our description of how our audit addressed the matter is provided in that context.

We have determined the matters described below to be the key audit matters to be communicated in our report. We have fulfilled the responsibilities described in the Auditor's responsibilities for the audit of the Consolidated financial statements section of our report, including in relation to these matters. Accordingly, our audit included the performance of procedures designed to respond to our assessment of the risks of material misstatement of the Consolidated financial statements. The results of our audit procedures, including the procedures performed to address the matters below, provide the basis for our audit opinion on the accompanying Consolidated financial statements.

Key audit matters	How our audit addressed the key audit matter
<p>(a) Transition to IND-AS accounting framework</p> <p>For periods up to and including the year ended March 31, 2022, the holding Company had prepared and presented its financial statements in accordance with the erstwhile generally accepted accounting principles in India (Indian GAAP). In order to give effect of the transition to Ind AS these financial statements for the year ended March 31, 2023, together with the comparative financial information for the previous year ended March 31, 2022 and the transition date balance sheet as at April 1, 2021 have been prepared under Ind AS.</p> <p>The transition has involved significant change in the holding Company's policies and processes relating to financial reporting, including generation of reliable and supportable information. Further, the management has exercised significant judgement for giving an appropriate effect of principles of First-time Adoption of Indian Accounting Standards (Ind AS 101), as at transition date and to determine the impact of the new accounting framework on certain accounting and disclosure requirements prescribed under companies Act 2013 and other applicable laws.</p>	<p>Following substantive audit procedures to establish the effectiveness of transition from IGAAP to Ind AS:</p> <ul style="list-style-type: none"> • We read the Ind AS impact assessment performed by the management to identify areas impacted due to Ind AS transition. • We understood the preparation of financial statement (including disclosures in notes to accounts) and the additional controls established by the holding Company for transition to Ind AS. We have tested the design and operating effectiveness of key controls for processes identified by the holding Company for impact assessment. • We understood the exemption availed by the management in applying the first-time adoption principles of Ind AS 101. • We understood the changes made by the holding Company in presentation and disclosures under the new accounting framework. • We understood the changes made to the accounting policies considering the requirements of the new accounting framework.

	<ul style="list-style-type: none"> • We performed test of details on the accounting adjustments posted as at the transition date and in respect of the previous year to convert the financial information reported under erstwhile Indian GAAP to Ind AS. • We assessed the disclosures included in the Ind AS financial statements in accordance with the requirements of Ind AS 101, with respect to the previous periods presented.
--	--

INFORMATION OTHER THAN THE CONSOLIDATED FINANCIAL STATEMENTS AND AUDITOR'S REPORT THEREON

7. The Company's management and Board of Directors are responsible for the other information. The other information comprises the information included in the Company's annual report, but does not include the Consolidated financial statements and our auditors' report thereon.

Our opinion on the Consolidated financial statements does not cover the other information and we do not express any form of assurance conclusion thereon.

In connection with our audit of the Consolidated financial statements, our responsibility is to read the other information and, in doing so, consider whether the other information is materially inconsistent with the Consolidated financial statements or our knowledge obtained in the audit or otherwise appears to be materially misstated. If, based on the work we have performed and based on the work done/ audit report of other auditors, there is a material misstatement of this other information, we are required to report that fact. We have nothing to report in this regard.

RESPONSIBILITIES OF MANAGEMENT AND THOSE CHARGED WITH GOVERNANCE FOR THE CONSOLIDATED FINANCIAL STATEMENTS

8. The Statement has been prepared on the basis of the consolidated financial statements. The Holding Company's Board of Directors are responsible for the preparation and presentation of the Consolidated Financial Statements that give a true and fair view of the consolidated financial position, consolidated financial performance including Other comprehensive income/ (loss), consolidated cash flows and consolidated changes in equity and other financial information of the Group in accordance with the applicable Indian Accounting Standards (IND-AS) prescribed under section 133 of the Act read with relevant rules issued thereunder and other accounting principles generally accepted in India. The respective Board of Directors of the companies included in the Group are responsible for maintenance of adequate accounting records in accordance with the provisions of the Act for safeguarding of the assets of their respective company (ies) and for preventing and detecting frauds and other irregularities; selection and application of appropriate accounting policies; making judgments and estimates that are reasonable and prudent;

and the design, implementation and maintenance of adequate internal financial controls, that were operating effectively for ensuring the accuracy and completeness of the accounting records, relevant to the preparation and presentation of the Consolidated Financial Statements that give a true and fair view and are free from material misstatement, whether due to fraud or error, which have been used for the purpose of preparation of the Statement by the Directors of the Holding Company, as aforesaid.

- 9. In preparing the Consolidated financial Statements, the respective Management and Board of Directors of the entities included in the Group are responsible for assessing the ability of the Group to continue as a going concern, disclosing, as applicable, matters related to going concern and using the going concern basis of accounting unless Board of Directors either intends to liquidate the Group or to cease operations, or has no realistic alternative but to do so.
- 10. The respective Management and Board of Directors of the entities included in the Group are responsible for overseeing the financial reporting process of the Group.

AUDITOR'S RESPONSIBILITY FOR THE AUDIT OF THE CONSOLIDATED FINANCIAL STATEMENTS

11. Our objectives are to obtain reasonable assurance about whether the Consolidated Financial Statements as a whole are free from material misstatement, whether due to fraud or error, and to issue an auditor's report that includes our opinion. Reasonable assurance is a high level of assurance, but is not a guarantee that an audit conducted in accordance with SAs will always detect a material misstatement when it exists. Misstatements can arise from fraud or error and are considered material if, individually or in the aggregate, they could reasonably be expected to influence the economic decisions of users taken on the basis of these Consolidated financial Statements.

As part of an audit in accordance with SAs, we exercise professional judgment and maintain professional skepticism throughout the audit. We also:

- Identify and assess the risks of material misstatement of the Consolidated financial Statements, whether due to fraud or error, design and perform audit procedures responsive to those risks, and obtain audit evidence that is sufficient and appropriate to provide a basis for our opinion. The risk of not detecting a material misstatement

resulting from fraud is higher than for one resulting from error, as fraud may involve collusion, forgery, intentional omissions, misrepresentations, or the override of internal control.

- Obtain an understanding of internal control relevant to the audit in order to design audit procedures that are appropriate in the circumstances. Under section 143(3)(i) of the Act, we are also responsible for expressing our opinion on whether the Holding company has adequate internal financial controls with reference to Consolidated Financial Statements in place and the operating effectiveness of such controls.
- Evaluate the appropriateness of accounting policies used and the reasonableness of accounting estimates and related disclosures made by the Management and Board of Directors.
- Conclude on the appropriateness of the Management and Board of Directors' use of the going concern basis of accounting and, based on the audit evidence obtained, whether a material uncertainty exists related to events or conditions that may cast significant doubt on the ability of the Group to continue as a going concern. If we conclude that a material uncertainty exists, we are required to draw attention in our auditor's report to the related disclosures in the Consolidated Financial Statements or, if such disclosures are inadequate, to modify our opinion. Our conclusions are based on the audit evidence obtained up to the date of our auditor's report. However, future events or conditions may cause the Group to cease to continue as a going concern.
- Evaluate the overall presentation, structure, and content of the Consolidated Financial Statements, including the disclosures, and whether the Consolidated Financial Statements represent the underlying transactions and events in a manner that achieves fair presentation.
- Obtain sufficient appropriate audit evidence regarding the Consolidated Financial Statements/ Consolidated financial information of the entities within the Group to express an opinion on the consolidated Financial Statements. We are responsible for the direction, supervision and performance of the audit of consolidated financial information of such group included in the consolidated financial statements of which we are the independent auditors. For the other subsidiaries included in the consolidated Financial Statements, which have been audited by other auditors, such other auditors remain responsible for the direction, supervision and performance of the audits carried out by them. We remain solely responsible for our audit opinion.

Materiality is the magnitude of misstatements in the Consolidated Financial Statements that, individually or in aggregate, makes it probable that the economic

decisions of a reasonably knowledgeable user of the Consolidated Financial Statements may be influenced. We consider quantitative materiality and qualitative factors in (i) planning the scope of our audit work and in evaluating the results of our work; and (ii) to evaluate the effect of any identified misstatements in the Consolidated Financial Statements.

We communicate with those charged with governance of the Holding Company and such other entities included in the Consolidated Financial Statements of which we are the independent auditors regarding, among other matters, the planned scope and timing of the audit and significant audit findings, including any significant deficiencies in internal control that we identify during our audit.

We also provide those charged with governance with a statement that we have complied with relevant ethical requirements regarding independence, and to communicate with them all relationships and other matters that may reasonably be thought to bear on our independence, and where applicable, related safeguards.

From the matters communicated with those charged with governance, we determine those matters that were of most significance in the audit of the consolidated financial statements of the current period and are therefore the key audit matters. We describe these matters in our auditor's report unless law or regulation precludes public disclosure about the matter or when, in extremely rare circumstances, we determine that a matter should not be communicated in our report because the adverse consequences of doing so would reasonably be expected to outweigh the public interest benefits of such communication.

OTHER MATTER

12. The consolidated Financial Statements include the audited Standalone Financial Statements of 8 subsidiaries, whose Consolidated Financial Statement/ Consolidated financial information reflect Group's share of total assets of ₹ 6164.30 lakhs as at 31st March, 2023, Group's share of total revenue from operations of ₹ 18535.84 lakhs and Group's share of total net profit/(loss) after tax of ₹ 3913.58 lakhs for the year ended on 31st March, 2023, as considered in the Consolidated Financial Statements, which have been audited by their respective independent auditors. The independent auditor's report on standalone financial statements/ / Standalone financial information of these entities have been furnished to us and our opinion on the consolidated Financial Statements, in so far as it relates to the amounts and disclosures included in respect of these entities, is based solely on the report of such auditors and the procedures performed by us as stated in paragraph above.
13. The consolidated Financial Statements include the unaudited Standalone Financial Statements of 2 Subsidiaries whose Standalone Financial Statements/ Standalone Financial Results/ Standalone financial

information reflects Group's share of total assets of ₹ 1917.56 lakhs as at 31st March, 2023, Group's share of total revenue from operations of ₹ 6.57 lakhs and Group's share of total net profit/(loss) after tax of ₹(11.28) lakhs for the year ended 31st March, 2023, as considered in the consolidated Financial Statements. These unaudited Standalone Financial Statements / Standalone financial information have been furnished to us by the Management and our opinion on the Consolidated Financial Statements, in so far as it relates to the amounts and disclosures included in respect of these subsidiaries is based solely on such unaudited Standalone Financial Statements/ Standalone financial information. In our opinion and according to the information and explanations given to us by the Management, these Standalone Financial Statements/ Standalone financial information are not material to the Group.

Certain of these subsidiaries are located outside India whose standalone financial statements and other financial information have been prepared in accordance with accounting principles generally accepted in their respective countries and these standalone financial statements are unaudited and have been furnished to us by the Management. The holding company's management has converted the standalone financial statements of such subsidiaries located outside India from accounting principles generally accepted in their respective countries to accounting principles generally accepted in India.

Our opinion on the Consolidated Financial Statements is not modified in respect of the above matters with respect to our reliance on the work done and the reports of the other auditors and the Standalone Financial Statements / Standalone financial information certified by the Management.

14. The Consolidated financial statements of the Holding Company for the year ended 31 March 2022 were audited by the predecessor auditor who had expressed an unmodified opinion on May 17, 2022.
15. The Consolidated financial statements of the Holding Company for the year ended 31 March 2022 and the transition date opening balance sheet as at 01 April 2021 included in these Consolidated financial statements, are based on the previously issued statutory financial statements prepared in accordance with the Companies (Accounting Standards) Rules, 2021 and other accounting principles generally accepted in India, which were audited by the predecessor auditor who's report for the years ended March 31, 2022 and March 31, 2021 dated May 17, 2022 and June 16, 2021 respectively expressed an unmodified opinion on those Consolidated financial statements, as adjusted for the differences in the accounting principles adopted by the Company transition to the Ind AS, which have been audited by us.
16. The Audit Committee in their meeting held on July 05, 2023 has recommended removal of Holding Company's statutory auditor M/s. Walker Chandio & Co. LLP

and the same was approved by Board of Directors of Holding Company in their meeting on July 13, 2023. The shareholders of the Holding Company in the Extra Ordinary General Meeting held on August 14, 2023 approved the removal, subject to approval of Central Government and the same is pending for approval as on the date of this report. In the Extra Ordinary General Meeting held on September 6, 2023, we have been appointed as joint auditors of the Holding Company. The report of joint auditor M/s. Walker Chandio & Co. LLP on these consolidated financial statements is not available. In view of the above circumstances, we have issued separate audit report.

REPORT ON OTHER LEGAL AND REGULATORY REQUIREMENTS

1. As required by sub-section (3) of Section 143 of the Act, based on our audit and on the consideration of the reports of the other auditors on the separate financial statements of subsidiaries referred to in the Other Matter paragraph, we report, to the extent applicable that:
 - i. We have sought and obtained all the information and explanations which to the best of our knowledge and belief were necessary for the purpose of our audit of the aforesaid consolidated financial statements.
 - ii. Except for the possible effects of the matters described in the Basis for Qualified Opinion section above, in our opinion, proper books of account as required by law have been kept by the Holding Company so far as it appears from our examination of those books and the reports of other auditors.
 - iii. The Consolidated Balance Sheet, Consolidated Statement of Profit and Loss including Consolidated Statement of Changes in Equity and the Consolidated Statement of Cash Flow dealt with by this report are in agreement with the relevant books of accounts maintained for the preparation of the consolidated financial statements.
 - iv. Except for the possible effects of the matters described in the Basis for Qualified Opinion section above, in our opinion, the aforesaid consolidated financial statements comply with the Indian Accounting Standards (Ind AS) specified under Section 133 of the Act, read with Companies (Indian Accounting Standard) Rules, 2015 as amended.
 - v. On the basis of the written representations received from the directors of the Holding company as on March 31, 2023 taken on record by the Board of Directors of the Holding company and the reports of the statutory auditors of audited subsidiary companies incorporated in India, none of the directors of the Group companies incorporated in India are disqualified as on March 31, 2023 from being appointed as a director in terms of Section 164 (2) of the Act.
 - vi. With respect to the adequacy of internal financial

TO THE INDEPENDENT AUDITORS' REPORT ON THE CONSOLIDATED FINANCIAL STATEMENTS OF EKI ENERGY SERVICES LIMITED FOR THE YEAR ENDED MARCH 31, 2023.

controls over financial reporting of the Group and operating effectiveness of such controls, refers to our separate report in "Annexure A", which is based on the auditors' reports of the Parent, subsidiary companies incorporated in India.

vii. In our opinion and to the best of our information and according to the explanations given to us and based on the other auditor's reports of subsidiary companies incorporated in India, the remuneration paid by the Parent and such subsidiary companies, to their respective directors during the year is in accordance with the provisions of Section 197 of the Act read with Schedule V of the Act.

viii. With respect to the other matters to be included in the Auditor's Report in accordance with Rule 11 of the Companies (Audit and Auditors) Rules, 2014 (as amended), in our opinion and to the best of our information and according to the explanations given to us:

1. The Holding Company does have disclosed the impact of any pending litigations on its financial positions in its consolidated financial statements.
2. The Holding Company did not have any long-term contracts including derivative contracts for which there were any material foreseeable losses.
3. As on March 31, 2023 there were no amounts which were required to be transferred to the Investor Education and Protection Fund by the Holding Company and Subsidiary Companies.

4.a) The management has represented that, to the best of its knowledge and belief, other than as disclosed in the notes to the accounts, no funds have been advanced or loaned or invested (either from borrowed funds or share premium or any other sources or kind of funds) by the Holding Company to or in any other person(s) or entity(es), including foreign entities ("Intermediaries"), with the understanding, whether recorded in writing or otherwise, that the Intermediary shall, whether directly or indirectly lend or invest in other persons or entities identified in any manner whatsoever by or on behalf of the Holding Company ("Ultimate Beneficiaries") or provide any guarantee, security or the like on behalf of the Ultimate Beneficiaries.

b) The management has represented, that, to the best of its knowledge and belief, other than as

disclosed in the notes to the accounts, no funds have been received by the Holding Company from any person or entity(es), including foreign entities ("Funding Parties"), with the understanding, whether recorded in writing or otherwise, that the Holding Company shall, whether, directly or indirectly, lend or invest in other persons or entities identified in any manner whatsoever by or on behalf of the Funding Party ("Ultimate Beneficiaries") or provide any guarantee, security or the like on behalf of the Ultimate Beneficiaries.

c) Based on such audit procedures we have considered reasonable and appropriate in the circumstances; Except for the possible effects of the matters described in the Basis for Qualified Opinion section above, nothing has come to our notice that has caused us to believe that the representations under sub-clause (a) and (b) contain any material misstatement.

5. No dividend declared during the year by the Holding Company and Subsidiary Company.

6. Proviso to Rule 3(1) of the Companies (Accounts) Rules, 2014 for maintaining books of account using accounting software which has a feature of recording audit trail (edit log) facility is applicable to the Company with effect from April 1, 2023, and accordingly, reporting under Rule 11(g) of Companies (Audit and Auditors) Rules, 2014 is not applicable for the financial year ended March 31, 2023.

2. With respect to the matters specified in clause (xxi) of paragraph 3 and paragraph 4 of the Companies (Auditor's Report) Order, 2020 ("CARO") issued by the Central Government in terms of Section 143(11) of the Act, according to the information and explanations given to us, and based on the CARO reports issued by us and the auditors of respective subsidiary companies included in the Consolidated Financial Statements, other than unaudited financial statements of 2 subsidiaries, which are companies incorporated in India, to which reporting under CARO is applicable, as provided to us by the Management of the Holding company, we report that in respect of those companies where audits have been completed under Section 143 of the Act, there are no qualifications or adverse remarks by the respective auditors in the CARO reports of the said companies included in the Consolidated Financial Statements.

Report on the internal financial controls with reference to the aforesaid consolidated financial statements under Clause (i) of Sub-section 3 of Section 143 of the Companies Act, 2013

We have audited the internal financial controls over financial reporting of EKI Energy Services Limited (hereinafter referred to as "the Holding Company") as of March 31, 2023 in conjunction with our audit of the financial statements of the Holding Company for the year ended on that date.

MANAGEMENT'S RESPONSIBILITY FOR INTERNAL FINANCIAL CONTROLS

The Management and Board of Directors are responsible for establishing and maintaining internal financial controls based on the internal control over financial reporting criteria established by the Holding Company considering the essential components of internal control stated in the Guidance Note on Audit of Internal Financial Controls Over Financial Reporting ("the Guidance Note") issued by the Institute of Chartered Accountants of India. These responsibilities include the design, implementation and maintenance of adequate internal financial controls that were operating effectively for ensuring the orderly and efficient conduct of its business, the safeguarding of its assets, the prevention and detection of frauds and errors, the accuracy and completeness of the accounting records, and the timely preparation of reliable financial information, as required under the Act.

AUDITOR'S RESPONSIBILITY

Our responsibility is to express an opinion on the Holding Company's internal financial controls over financial reporting of the Holding Company based on our audit. We have conducted our audit in accordance with the Guidance Note issued by the Institute of Chartered Accountants of India and the Standards on Auditing prescribed under sub-section 10 of Section 143 of the Act, to the extent applicable to an audit of internal financial controls, both applicable to an audit of Internal Financial Controls and, both issued by the Institute of Chartered Accountants of India. Those Standards and the Guidance Note require that we comply with ethical requirements and plan and perform the audit to obtain reasonable assurance about whether adequate internal financial controls over financial reporting was established and maintained and if such controls operated effectively in all material respects.

Our audit involves performing procedures to obtain audit evidence about the adequacy of the internal financial controls system over financial reporting and their operating effectiveness. Our audit of internal financial controls over financial reporting included obtaining an understanding of internal financial controls over financial reporting, assessing the risk that a material

weakness exists, and testing and evaluating the design and operating effectiveness of internal control based on the assessed risk. The procedures selected depend on the auditor's judgement, including the assessment of the risks of material misstatement of the financial statements, whether due to fraud or error.

We believe that the audit evidence we have obtained and the audit evidence obtained by the other auditors of the subsidiaries, which are companies incorporated in India, in terms of their reports referred to in Other Matters paragraph, is sufficient and appropriate to provide a basis for our audit opinion on the internal financial controls with reference to Consolidated Financial Statements of the Holding Company and its subsidiaries.

MEANING OF INTERNAL FINANCIAL CONTROLS OVER FINANCIAL REPORTING

A Company's internal financial control over financial reporting is a process designed to provide reasonable assurance regarding the reliability of financial reporting and the preparation of financial statements for external purposes in accordance with generally accepted accounting principles. Company's internal financial control over financial reporting includes those policies and procedures that (1) pertain to the maintenance of records that, in reasonable detail, accurately and fairly reflect the transactions and dispositions of the assets of the Company; (2) provide reasonable assurance that transactions are recorded as necessary to permit preparation of financial statements in accordance with generally accepted accounting principles, and that receipts and expenditures of the Company are being made only in accordance with authorizations of management and directors of the Company; and (3) provide reasonable assurance regarding prevention or timely detection of unauthorized acquisition, use, or disposition of the Company's assets that could have a material effect on the consolidated financial statements.

INHERENT LIMITATIONS OF INTERNAL FINANCIAL CONTROLS OVER FINANCIAL REPORTING

Because of the inherent limitations of internal financial controls with reference to consolidated financial statements, over financial reporting, including the possibility of collusion or improper management override of controls, material misstatements due to error or fraud may occur and not be detected. Also, projections of any evaluation of the internal financial controls over financial reporting to future periods are subject to the risk that the internal financial control over financial reporting with reference to consolidated financial statements, may become inadequate because of changes in conditions, or that the degree of compliance with the policies or procedures may deteriorate.

For Dassani & Associates

Chartered Accountants
Firm's Registration No.: 009096C

CA. Udesh Dassani

Partner
Membership No.: 078588
UDIN:

Place: **Indore**
Date: **23.09.2023**

BASIS OF QUALIFIED OPINION

According to the information and explanations given to us and based on our audit, the following material weaknesses have been identified as at March 31, 2023:

- The holding company's management has not properly assessed the effectiveness of the internal control for the year ended on 31st March 2023.
- The holding company's does not have appropriate internal control system which is commensurate to the size and scale of operation over financial transactions.

A 'material weaknesses' is a deficiency, or a combination of deficiencies, in internal financial control over financial reporting, such that there is a reasonable possibility that a material misstatement of the company's annual or interim financial statements will not be prevented or detected on a timely basis

QUALIFIED OPINION

In our opinion, except for the possible effects of the material weaknesses described above on the achievement of the objectives of the control criteria, the Holding Company has maintained, in all material respects, adequate internal financial controls over financial reporting and such internal

For Dassani & Associates

Chartered Accountants
Firm's Registration No.: 009096C

CA. Udesh Dassani

Partner
Membership No.: 078588
UDIN:

Place: **Indore**
Date: **23.09.2023**

financial controls over financial reporting were operating effectively as of March 31, 2023, based on the internal control over financial reporting criteria established by the company considering the essential components of internal control stated in the Guidance Note on Audit of Internal Financial Controls Over Financial Reporting issued by the Chartered Accountants of India.

We have considered the material weaknesses identified and reported above in determining the nature, timing, and extent of audit tests applied in our audit of the March 31, 2023 financial statements of the Company, and the material weaknesses does not affect our opinion on the financial statements of the Company.

OTHER MATTERS

Our aforesaid report under Section 143(3)(i) of the Act on the adequacy and operating effectiveness of the internal financial controls with reference to consolidated financial statements in so far as it relates to 8 subsidiary companies, which are companies incorporated in India, is based solely on the corresponding reports of the auditors of such companies incorporated in India.

Our opinion is not modified in respect of the above matter.

Consolidated Balance Sheet as At 31st March 2023

(₹ In Lakh)

Particulars	Notes	As at 31st March, 2023 (₹)	As at 31st March, 2022 (₹)	As at 1st April, 2021 (₹)
ASSETS				
Non-current assets				
Property, plant and equipment	3	699.31	153.10	113.40
Capital work-in-progress	3	131.36	31.30	2.65
Intangible Assets	3	563.76	124.34	0.54
Intangible Assets Under Development	3	7,237.76	393.22	-
Investment Property	4	1,918.86	2,422.69	430.10
Financial assets				
(i) Investments	5	64.60	61.26	-
(ii) Other financial assets	6	92.14	97.74	61.32
Deferred tax assets (net)	13	-	19.77	5.90
Non-current tax assets (net)	32	-	-	-
Other Non-current assets		7,707.16	-	-
		18,414.95	3,303.42	613.91
Current assets				
Inventories	8	31,730.83	19,594.28	-
Financial assets				
(i) Investments	7	2,335.56	2,211.88	0.03
(ii) Trade receivables	9	3,451.67	13,955.71	653.69
(iii) Cash and cash equivalents	10	3,596.37	973.26	1,560.37
(iv) Bank balances other than (iii) above	10	9,648.81	387.76	33.00
(v) Loans	11	23.12	1.19	-
Other current assets	12	16,709.00	15,769.43	1,084.52
Current tax assets (net)	32	2,922.86	-	0.87
		70,418.23	52,893.51	3,332.48
		88,833.23	56,196.88	3,946.36
EQUITY AND LIABILITIES				
Equity				
Equity share capital	14	2,751.14	687.40	505.00
Other equity	15	49,560.13	40,223.32	1,966.64
Non-Controlling Interest	15A	1,833.86	57.47	-
		54,145.14	40,968.19	2,471.64
LIABILITIES				
Non-current liabilities				
Financial liabilities				
(i) Borrowings	16	2,249.04	-	76.08
(ii) Lease Liabilities	17	206.89	123.39	-
Provisions	19	103.65	42.65	17.01
Deferred tax liabilities (net)	13	7.42	-	-
Other Non-Current Liabilities	20	19,337.16	8.50	-

Consolidated Balance Sheet as At 31st March 2023

(₹ In Lakh)

Particulars	Notes	As at 31st March, 2023 (₹)	As at 31st March, 2022 (₹)	As at 1st April, 2021 (₹)
Current liabilities				
Financial liabilities				
(i) Borrowings	16	4,241.89	84.87	70.43
(i) Lease Liabilities		46.81	-	-
(iii) Trade payables				
(a) total outstanding dues of micro and small enterprises	18	132.29	3.47	11.33
(b) total outstanding dues other than (i)(a) above		6,304.02	10,665.70	1,225.91
(iv) Other financial liabilities	20	562.34	1,409.31	16.16
Other current liabilities	22	1,490.62	170.46	57.80
Current tax liabilities, net	32	-	2,717.19	-
Provisions	19	5.96	3.15	-
Total Liabilities		34,688.09	15,228.69	1,474.72
Total Equity and Liabilities		88,833.23	56,196.88	3,946.36

The accompanying notes form an integral part of these financial statements.
This is the Balance Sheet referred to in our report of even date.

For Dassani & Associates

Chartered Accountants
Firm's Registration No.: 009096C

CA. Udesb Dassani

Partner
Membership No.: 078588

Place: **Indore**
Date: **23.09.2023**

For and on behalf of Board of Directors of
EKI Energy Services Limited

Manish Kumar Dabkara
Managing Director
DIN: 03496566

Naveen Sharma
Director
DIN: 07351558

Mohit Agarwal
Chief Financial Officer

Itisha Sahu
Company Secretary

Place: **Indore**
Date: **23.09.2023**

Consolidated Statement of Profit and Loss for the year ended 31 March 2023

(₹ In Lakh)

Particulars	Notes	As at 31st March, 2023 (₹)	As at 31st March, 2022 (₹)
Revenue from operations	23	1,28,644.65	1,80,011.77
Other income	24	1,287.24	130.63
Total income		1,29,931.89	1,80,142.40
Expenses			
Purchases	25	1,00,948.89	1,33,308.90
Cost of Material Consumed	26	1,342.11	-
Changes in Inventory	27	(11,381.68)	(19,594.28)
Employee benefits expense	28	5,437.94	2,518.68
Finance costs	29	566.03	60.34
Depreciation expense	3	397.62	96.27
Other expenses	31	16,060.76	12,212.40
Total expenses		1,13,371.67	1,28,602.31
Profit before tax		16,560.22	51,540.09
Tax expense	32		
(a) Current tax		4,561.45	13,247.19
(a) Income tax for earlier years		3.79	(0.76)
(b) Deferred tax expense		30.35	(12.89)
Total tax expense		4,595.59	13,233.54
Profit for the year		11,964.63	38,306.55
Other comprehensive income/(loss)			
Items that will not be reclassified to profit or loss		(12.59)	(12.05)
Income tax relating to items that will not be classified to profit/loss		3.17	3.03
Total other comprehensive income/(loss) for the year		(9.42)	(15.08)
Total comprehensive income for the year		11,955.21	38,291.47
Earnings per equity share (EPES)	34		
- Basic EPES (In absolute ₹ terms)		43.46	139.29
- Diluted EPES (In absolute ₹ terms)		43.24	138.97

The accompanying notes form an integral part of these financial statements.
This is the Statement of Profit and Loss referred to in our report of even date.

For Dassani & Associates

Chartered Accountants
Firm's Registration No.: 009096C

CA. Udesb Dassani

Partner
Membership No.: 078588

Place: **Indore**
Date: **23.09.2023**

For and on behalf of Board of Directors of
EKI Energy Services Limited

Manish Kumar Dabkara
Managing Director
DIN: 03496566

Naveen Sharma
Director
DIN: 07351558

Mohit Agarwal
Chief Financial Officer

Itisha Sahu
Company Secretary

Place: **Indore**
Date: **23.09.2023**

Statement of Changes in Equity for the year ended 31 March 2023

(A) EQUITY SHARE CAPITAL

(₹ In Lakh)

	Number	Amount
Equity shares of ₹10 each issued, subscribed and fully paid-up		
Balance as at 1 April 2021 *	50,50,000	505.00
Changes during the year		
Initial Public Offer	18,24,000	182.40
Balance as at 31 March 2022 *	68,74,000	687.40
Changes during the year	-	-
Bonus Shares	2,06,22,000	2,062.20
Employee Stock Option Plan - Exercised Shared	15,413	1.54
Balance as at 31 March 2023	2,75,11,413	2,751.14

* There are no changes in Equity Share Capital on account of prior period errors

(B) OTHER EQUITY

(₹ In Lakh)

	Surplus in the Statement of Profit and Loss	Other Comprehensive Income - Actuarial gain/(loss)	Security Premium Reserve	Capital Reserve (upon acquisition of shares of subsidiary / associate companies)	Employee Stock Option Reserve	Total
Balance as at 1 April 2021 (Refer note 50)	1,966.64	-	-	-	-	1,966.64
Total comprehensive income for the year ended 31 March 2022						
Received/Reserved during the Year	-	-	1,678.08	5.54	-	1,683.62
Less: Share issue expenses	-	-	(290.23)	-	-	(290.23)
Profit for the year (excluding non-controlling interest share)	38,321.91	-	-	-	-	38,321.91
Less: Final Dividend paid for FY 2020-21	(68.74)	-	-	-	-	(68.74)
Less: Interim Dividend paid for FY 2021-22	(1,374.80)	-	-	-	-	(1,374.80)
Less: Adjusted against shares issued during the year	-	-	-	-	-	-
Other comprehensive income for the year	-	(15.08)	-	-	-	(15.08)
Total comprehensive income	36,878.37	(15.08)	1,387.85	5.54	-	38,256.68
Balance as at 31 March 2022	38,845.01	(15.08)	1,387.85	5.54	-	40,223.32
Total comprehensive income/(loss) for the year ended 31 March 2023						
Received/Reserved during the Year	-	-	128.07	-	968.81	1,096.89
Less: Bonus Shares Issued	(674.35)	-	(1,387.85)	-	-	(2,062.20)
Less: Adjusted against shares issued during the year	-	-	-	-	(98.80)	(98.80)
Profit for the year (excluding non-controlling interest share)	10,410.35	-	-	-	-	10,410.35
Other comprehensive loss for the year	-	(9.42)	-	-	-	(9.42)

Statement of Changes in Equity for the year ended 31 March 2023

(₹ In Lakh)

	Surplus in the Statement of Profit and Loss	Other Comprehensive Income - Actuarial gain/(loss)	Security Premium Reserve	Capital Reserve (upon acquisition of shares of subsidiary / associate companies)	Employee Stock Option Reserve	Total
Total comprehensive income/(loss)	9,736.00	(9.42)	(1,259.78)	-	870.02	9,336.82
Balance as at 31 March 2023	48,581.01	(24.50)	128.07	5.54	870.02	49,560.14

For Dassani & Associates

Chartered Accountants
Firm's Registration No.: 009096C

CA. Udesb Dassani

Partner
Membership No.: 078588

Place: **Indore**

Date: **23.09.2023**

For and on behalf of Board of Directors of
EKI Energy Services Limited

Manish Kumar Dabkara

Managing Director
DIN: 03496566

Mohit Agarwal

Chief Financial Officer

Place: **Indore**

Date: **23.09.2023**

Naveen Sharma

Director
DIN: 07351558

Itisha Sahu

Company Secretary



Consolidated Statement of Cash Flows for the year ended 31 March 2023

(₹ In Lakh)

Particulars	As at 31st March, 2023 (₹)	As at 31st March, 2022 (₹)
Cash flow from operating activities		
Profit before tax	16,560.22	51,540.09
Adjustments to reconcile profit before tax to net cash flows:		
Depreciation expense	397.62	96.27
Employee benefits expense	1,017.75	16.74
Interest income	(249.95)	(20.61)
Changes in fair value excluding net gain/ (loss) on sale of investments	(89.40)	(10.91)
Dividend income	-	-
(Gain)/loss on sale of investments	(114.33)	(94.54)
Loss on sale of Investment Property	35.59	-
(Profit)/ Loss on sale of fixed assets (net)	(0.24)	-
Operating profit before working capital changes	17,557.26	51,527.04
Adjustment for changes in working capital:		
Decrease in inventories	(12,136.56)	(19,594.28)
(Increase)/Decrease in trade receivables	10,504.04	(13,302.02)
Increase in other financial assets	(16.34)	(37.61)
(Increase)/Decrease in other assets	(8,646.73)	(14,684.91)
Increase in trade payables	(4,232.86)	9,431.93
Increase/(Decrease) in other financial liabilities	527.83	18.35
Increase/(Decrease) in lease liabilities	130.31	123.39
Increase/(Decrease) in provisions	2.28	-
Decrease in other liabilities	1,320.16	112.66
Decrease in other non-current liabilities	19,328.66	8.50
Cash generated from operations	24,338.06	13,603.06
Income taxes paid	(10,205.38)	(10,530.47)
Net cash generated from operating activities	14,132.68	3,072.59
Cash flows used in investing activities		
Purchase of property, plant and equipment	(718.49)	(94.26)
Purchase of Intangible Assets	(185.17)	(129.13)
Purchase of Capital WIP and Intangible Assets under Development	(7,337.82)	(421.87)
Purchase of investment property	(0.92)	(2,025.34)
Proceeds from sale of property, plant and equipment	3.04	-
Proceeds from sale of investment property	380.00	-
Increase / (Decrease) in investments	76.71	(2,167.66)
Decrease/(increase) in other bank balances	(9,261.05)	(354.76)
Interest received	249.95	20.61
Dividend received	-	-
Net cash flow used in investing activities	(16,793.76)	(5,172.40)
Cash flows from financing activities		
Increase in Non-Current Financial Liabilities - Borrowings	2,249.04	(76.08)
Increase in Current Financial Liabilities - Borrowings	4,157.02	14.44
Proceeds from issuance of Share Capital	30.82	1,570.25

Consolidated Statement of Cash Flows for the year ended 31 March 2023

(₹ In Lakh)

Particulars	As at 31st March, 2023 (₹)	As at 31st March, 2022 (₹)
Proceeds from issuance of Share Capital by Subsidiary Company - Non-Controlling Interest	220.86	72.83
Proceeds from Share Application Money, pending allotment	1.26	-
Dividend Paid	(1,374.80)	(68.74)
Net cash flow from/used in financing activities	5,284.19	1,512.70
Net (decrease)/increase in cash and cash equivalents	2,623.11	(587.11)
Cash and cash equivalents at the beginning of the year	973.26	1,560.37
Cash and cash equivalents at the end of the year	3,596.37	973.26
Reconciliation of cash and cash equivalents as per the cash flow statement		
Cash on hand	7.18	7.34
Balances with banks:		
- On current accounts	2,374.10	965.60
- On deposit accounts	1,214.75	-
- In Earmarked Accounts	0.33	0.32
Total cash and cash equivalents (note 9)	3,596.37	973.26

This is the Cash Flow Statement referred to in our report of even date.

For Dassani & Associates
Chartered Accountants
Firm's Registration No.: 009096C

CA. Udesb Dassani
Partner
Membership No.: 078588

Place: **Indore**
Date: **23.09.2023**

For and on behalf of Board of Directors of
EKI Energy Services Limited

Manish Kumar Dabkara Managing Director DIN: 03496566	Naveen Sharma Director DIN: 07351558
Mohit Agarwal Chief Financial Officer	Itisha Sahu Company Secretary

Place: **Indore**
Date: **23.09.2023**

Forming part of the Consolidated Financial Statements

1. GROUP OVERVIEW

EKI Energy Services Limited (referred to as "EKI" or "the Holding Company"), along with its subsidiaries, collectively referred to as 'the Group'. The Holding Company is incorporated in the State of Madhya Pradesh, India. The registered office of the Holding Company is Plot No. 48, Scheme No. 78, Part II, Vijay

Nagar, Indore. The corporate office of the Holding company is situated at 902, 9th Floor, NRK Business Park, Scheme No. 54, Vijay Nagar, Indore. The Holding Company is mainly in the following businesses:

- Carbon credit offsetting and carbon advisory services
- Implementation and Development of carbon credit eligible projects

Following are the details of the subsidiaries consolidated in these financial statements:

Name of the Entity	Principal activities	Country of Incorporation	% Equity Interest	
			31 March 2023	31 March 2022
GHG Reduction Technologies Private Limited	Manufacturing of Carbon Credit Eligible Community based Material	India	59.88%	49.90%
Amrut Nature Solutions Private Limited	Carbon Credit Offsetting for NBC	India	51%	51%
Glofix Advisory Services Private Limited	Carbon Credit Offsetting and advisory	India	51%	51%
EKI One Community Projects Private Limited	Carbon Credit Offsetting and advisory	India	100%	100%
EKI Two Community Projects Private Limited	Carbon Credit Offsetting and advisory	India	100%	100%
EKI Power Trading Private Limited (formerly known as EKI Three Community Projects Private Limited)	Carbon Credit Offsetting and advisory	India	100%	100%
Galaxy Certification Services Private Limited (formerly known as EKI Four Community Projects Private Limited)	Carbon Credit Offsetting and advisory	India	100%	100%
Enking International Foundation	Section 8 Company	India	100%	100%
Enking International FZCO	Carbon Credit Offsetting and advisory	Dubai	100%	100%
Enking International Pte. Ltd.	Carbon Credit Offsetting and advisory	Singapore	100%	100%

2. STATEMENT OF COMPLIANCE

These consolidated financial statements have been prepared in accordance with the Indian Accounting Standards (hereinafter referred to as the 'Ind AS') as notified by Ministry of Corporate Affairs pursuant to Section 133 of the Companies Act, 2013 ('Act') read with of the Companies (Indian Accounting Standards) Rules, 2015 as amended from time to time.

These consolidated financial statements for the year ended 31 March 2023 are the first financials with comparatives, prepared under Ind AS. For all previous

periods including the year ended 31 March 2022, the Company had prepared its consolidated financial statements in accordance with the accounting standards notified under Companies (Accounting Standards) Rule, 2015 (as amended) and other relevant provisions of the Act (hereinafter referred to as 'Previous GAAP') used for its statutory reporting requirement in India.

The accounting policies are applied consistently to all the periods presented in the consolidated financial statements, including the preparation of the opening Ind AS Balance Sheet as at 1st April, 2021 being the

date of transition to Ind AS.

These consolidated financial statements have been prepared and presented under the historical cost convention, on the accrual basis of accounting except for certain financial assets and liabilities that are measured at fair values at the end of each reporting period, as stated in the accounting policies stated out below.

Reconciliations and descriptions of the effect of the transition has been summarized in note 48 of the financial statements.

3. BASIS OF PREPARATION

These consolidated financial statements have been prepared on historical cost basis except for certain financial instruments and defined benefit plans which are measured at fair value or amortised cost at the end of each reporting period. Historical cost is generally based on the fair value of the consideration given in exchange for goods and services. Fair value is the price that would be received to sell an asset or paid to transfer a liability in an orderly transaction between market participants at the measurement date. All assets and liabilities have been classified as current and non-current as per the Company's normal operating cycle. Based on the nature of services rendered to customers and time elapsed between deployment of resources and the realization in cash and cash equivalents of the consideration for such services rendered, the Company has considered an operating cycle of 12 months.

The statement of cash flows has been prepared under indirect method, whereby profit or loss is adjusted for the effects of transactions of a non-cash nature, any deferrals or accruals of past or future operating cash receipts or payments and items of income or expense associated with investing or financing cash flows. The cash flows from operating, investing and financing activities of the Company are segregated. The Company considers all highly liquid investments that are readily convertible to known amounts of cash and are subject to an insignificant risk of changes in value to be cash equivalents.

These consolidated financial statements have been prepared in Indian Rupee (₹) which is the functional currency of the Company. Foreign currency transactions are recorded at exchange rates prevailing on the date of the transaction. Foreign currency denominated monetary assets and liabilities are retranslated at the exchange rate prevailing on the balance sheet dates and exchange gains and losses arising on settlement and restatement are recognized in the statement of profit and loss. Non-monetary assets and liabilities that are measured in terms of historical cost in foreign currencies are not retranslated.

The significant accounting policies used in preparation of the consolidated financial statements have been discussed in the respective notes.

All the values are rounded to the nearest Lakhs (₹ 00,000) except when otherwise indicated.

4. USE OF ESTIMATES AND JUDGEMENTS

The preparation of consolidated financial statements in conformity with the recognition and measurement principles of Ind AS requires management of the Company to make estimates and judgements that affect the reported balances of assets and liabilities, disclosures of contingent liabilities as at the date of consolidated financial statements and the reported amounts of income and expenses for the periods presented.

Estimates and underlying assumptions are reviewed on an ongoing basis. Revisions to accounting estimates are recognized in the period in which the estimates are revised and future periods are affected.

The Company uses the following critical accounting estimates in preparation of its consolidated financial statements:

- Revenue recognition: Revenue for fixed-price contracts is recognized when the performance obligation related to the transaction price is satisfied by the company. The Company uses judgement to estimate the performance obligation related to the transaction price.
- Useful lives of property, plant and equipment: The Company reviews the useful life of property, plant and equipment at the end of each reporting period. This reassessment may result in change in depreciation expense in future periods.
- Impairment of investments in subsidiaries: The Company reviews its carrying value of investments carried at cost (net of impairment, if any) annually, or more frequently when there is indication for impairment. If the recoverable amount is less than its carrying amount, the impairment loss is accounted for in the statement of profit and loss.
- Fair value measurement of financial instruments: When the fair value of financial assets and financial liabilities recorded in the balance sheet cannot be measured based on quoted prices in active markets, their fair value is measured using valuation techniques including the Discounted Cash Flow model. The inputs to these models are taken from observable markets where possible, but where this is not feasible, a degree of judgement is required in establishing fair values. Judgements include considerations of inputs such as liquidity risk, credit risk and volatility. Changes in assumptions about these factors could affect the reported fair value of financial instruments.
- Provision for income tax and deferred tax assets: The Company uses estimates and judgements based on the relevant rulings in the areas of allocation of revenue, costs, allowances and disallowances which is exercised while determining the provision for income tax. A deferred tax asset

is recognized to the extent that it is probable that future taxable profit will be available against which the deductible temporary differences and tax losses can be utilized. Accordingly, the Company exercises its judgement to reassess the carrying amount of deferred tax assets at the end of each reporting period.

- (f) Provisions and contingent liabilities: The Company estimates the provisions that have present obligations as a result of past events and it is probable that outflow of resources will be required to settle the obligations. These provisions are reviewed at the end of each reporting period and are adjusted to reflect the current best estimates. The Company uses significant judgements to assess contingent liabilities. Contingent liabilities are recognized when there is a possible obligation arising from past events, the existence of which will be confirmed only by the occurrence or non-occurrence of one or more uncertain future events not wholly within the control of the Company or a present obligation that arises from past events where it is either not probable that an outflow of resources will be required to settle the obligation or a reliable estimate of the amount cannot be made. Contingent assets are not recognized in the consolidated financial statements.
- (g) Employee benefits: The accounting of employee benefit plans in the nature of defined benefit requires the Company to use assumptions. These assumptions have been explained under employee benefits note.

5. FINANCIAL ASSETS, FINANCIAL LIABILITIES AND EQUITY INSTRUMENTS

Financial assets and liabilities are recognized when the Company becomes a party to the contractual provisions of the instrument. Financial assets and liabilities are initially measured at fair value. Transaction costs that are directly attributable to the acquisition or issue of financial assets and financial liabilities (other than financial assets and financial liabilities at fair value through profit or loss) are added to or deducted from the fair value measured on initial recognition of financial asset or financial liability.

The Company derecognizes a financial asset only when the contractual rights to the cash flows from the asset expire, or when it transfers the financial asset and substantially all the risks and rewards of ownership of the asset to another entity. The Company derecognizes financial liabilities when, and only when, the Company's obligations are discharged, cancelled or have expired.

Cash and cash equivalents

The Company considers all highly liquid investments, which are readily convertible into known amounts of cash that are subject to an insignificant risk of change in value, to be cash equivalents. Cash and cash equivalents consist of balances with banks which are

unrestricted for withdrawal and usage.

Financial assets at amortized cost

Financial assets are subsequently measured at amortized cost if these financial assets are held within a business whose objective is to hold these assets in order to collect contractual cash flows and the contractual terms of the financial assets give rise on specified dates to cash flows that are solely payments of principal and interest on the principal amount outstanding.

Financial assets at fair value through other comprehensive income

Financial assets are measured at fair value through other comprehensive income if these financial assets are held within a business whose objective is achieved by both collecting contractual cash flows on specified dates that are solely payments of principal and interest on the principal amount outstanding and selling financial assets. The Company has made an irrevocable election to present subsequent changes in the fair value of equity investments not held for trading in other comprehensive income.

Financial assets at fair value through profit or loss

Financial assets are measured at fair value through profit or loss unless they are measured at amortized cost or at fair value through other comprehensive income on initial recognition. The transaction costs directly attributable to the acquisition of financial assets and liabilities at fair value through profit or loss are immediately recognized in statement of profit and loss.

Investment in subsidiaries

Investments in subsidiaries are measured at cost less impairment loss, if any.

Financial liabilities

Financial liabilities are measured at amortized cost using the effective interest method.

Equity instruments

An equity instrument is a contract that evidences residual interest in the assets of the company after deducting all of its liabilities. Equity instruments issued by the Company are recognized at the proceeds received net of direct issue cost.

Impairment of financial assets (other than at fair value)

The Company assesses at each date of balance sheet whether a financial asset or a group of financial assets is impaired. Ind AS 109 requires expected credit losses to be measured through a loss allowance. The Company recognizes lifetime expected losses for all contract assets and / or all trade receivables that do not constitute a financing transaction. In determining the allowances for doubtful trade receivables, the Company has used practical expedience by computing the expected credit loss allowance for trade receivables based on a provision matrix. The

provision matrix takes into account historical credit loss experience and is adjusted for forward looking information. The expected credit loss allowance is based on the ageing of the receivables that are due and allowance rates used in the provision matrix.

6. LEASES

A contract is, or contains, a lease if the contract conveys the right to control the use of an identified asset for a period of time in exchange for consideration.

Company as a Lessee

The Company accounts for each lease component within the contract as a lease separately from non-lease components of the contract and allocates the consideration in the contract to each lease component on the basis of the relative consolidated price of the lease component and the aggregate consolidated price of the non-lease components.

The Company recognises right-of-use asset representing its right to use the underlying asset for the lease term at the lease commencement date. The cost of the right-of-use asset measured at inception shall comprise of the amount of the initial measurement of the lease liability adjusted for any lease payments made at or before the commencement date less any lease incentives received, plus any initial direct costs incurred and an estimate of costs to be incurred by the lessee in dismantling and removing the underlying asset or restoring the underlying asset or site on which it is located. The right-of-use asset is subsequently measured at cost less any accumulated depreciation, accumulated impairment losses, if any and adjusted for any remeasurement of the lease liability. The right-of-use asset is depreciated using the straight-line method from the commencement date over the shorter of lease term or useful life of right-of-use asset. The estimated useful lives of right-of-use assets are determined on the same basis as those of property, plant and equipment. Right-of-use assets are tested for impairment whenever there is any indication that their carrying amounts may not be recoverable. Impairment loss, if any, is recognised in the statement of profit and loss.

The Company measures the lease liability at the present value of the lease payments that are not paid at the commencement date of the lease. The lease payments are discounted using the interest rate implicit in the lease, if that rate can be readily determined. If that rate cannot be readily determined, the Company uses incremental borrowing rate. For leases with reasonably similar characteristics, the Company, on a lease-by-lease basis, may adopt either the incremental borrowing rate specific to the lease or the incremental borrowing rate for the portfolio as a whole. The lease payments shall include fixed payments, variable lease payments, residual value guarantees, exercise price of a purchase option where the Company is reasonably certain to exercise that option and payments of penalties for terminating the

lease, if the lease term reflects the lessee exercising an option to terminate the lease. The lease liability is subsequently remeasured by increasing the carrying amount to reflect interest on the lease liability, reducing the carrying amount to reflect the lease payments made and remeasuring the carrying amount to reflect any reassessment or lease modifications or to reflect revised in-substance fixed lease payments. The Company recognises the amount of the remeasurement of lease liability due to modification as an adjustment to the right-of-use asset and statement of profit and loss depending upon the nature of modification. Where the carrying amount of the right-of-use asset is reduced to zero and there is a further reduction in the measurement of the lease liability, the Company recognises any remaining amount of the remeasurement in statement of profit and loss.

The Company has elected not to apply the requirements of Ind AS 116 Leases to short-term leases of all assets that have a lease term of 12 months or less and leases for which the underlying asset is of low value. The lease payments associated with these leases are recognised as an expense on a straight-line basis over the lease term.

Company as a Lessor

At the inception of the lease the Company classifies each of its leases as either an operating lease or a finance lease. The Company recognises lease payments received under operating leases as income on a straight-line basis over the lease term. In case of a finance lease, finance income is recognised over the lease term based on a pattern reflecting a constant periodic rate of return on the lessor's net investment in the lease. When the Company is an intermediate lessor it accounts for its interests in the head lease and the sub-lease separately. It assesses the lease classification of a sub-lease with reference to the right-of-use asset arising from the head lease, not with reference to the underlying asset. If a head lease is a short-term lease to which the Company applies the exemption described above, then it classifies the sub-lease as an operating lease.

If an arrangement contains lease and non-lease components, the Company applies Ind AS 115 Revenue from contracts with customers to allocate the consideration in the contract.

7. NON-FINANCIAL ASSETS AND NON-FINANCIAL LIABILITIES

a) Property, Plant and equipment

- i) Property, plant and equipment are stated at cost, less accumulated depreciation and impairment loss, if any except for items covered by Ind-AS 116. The cost comprises purchase price, borrowing costs if capitalization criteria are met and directly attributable cost of bringing the asset to its working conditions for the intended use.

Depreciation is provided for property, plant and equipment on a straight-line basis so as to expense

the cost less residual value over their estimated useful lives based on a technical evaluation. The estimated useful lives and residual values are reviewed at the end of each reporting period, with the effect of any change in estimate accounted for on a prospective basis.

ii) Capital work-in-progress comprises cost of property, plant and equipment and related expenses that are not yet ready for their intended use at the reporting date.

Depreciation is not recorded on capital work-in-progress until construction and installation are complete and the asset is ready for its intended use.

iii) Property, plant and equipment with finite life are evaluated for recoverability whenever there is any indication that their carrying amounts may not be recoverable. If any such indication exists, the recoverable amount (i.e. higher of the fair value less cost to sell and the value-in-use) is determined on an individual asset basis unless the asset does not generate cash flows that are largely independent of those from other assets. In such cases, the recoverable amount is determined for the cash generating unit (CGU) to which the asset belongs. If the recoverable amount of an asset (or CGU) is estimated to be less than its carrying amount, the carrying amount of the asset (or CGU) is reduced to its recoverable amount. An impairment loss is recognized in the statement of profit and loss.

b) Intangible assets

Intangible assets acquired or developed are measured on initial recognition at cost and stated at cost less accumulated amortisation and impairment loss, if any. Intangible assets with finite life are evaluated for recoverability whenever there is any indication that their carrying amounts may not be recoverable. If any such indication exists, the recoverable amount (i.e. higher of the fair value less cost to sell and the value-in-use) is determined on an individual asset basis unless the asset does not generate cash flows that are largely independent of those from other assets. In such cases, the recoverable amount is determined for the cash generating unit (CGU) to which the asset belongs. If the recoverable amount of an asset (or CGU) is estimated to be less than its carrying amount, the carrying amount of the asset (or CGU) is reduced to its recoverable amount. An impairment loss is recognised in the statement of profit and loss.

Intangible assets consist of cook stove project wherein various household improved cook stoves are installed at various locations across globe, replacing the traditional mud-based cook stoves. These projects are eligible for generation of carbon credits upon registration and validation from prescribed authorities enabling the company to register and trade carbon credits from the said project. As the future economic benefits from installation of the cook stoves and

registration of carbon credits will flow to the company after registration and validation of the project, the amount of expenditure incurred towards installation of such cook stoves is reported as Intangible Assets under Development. Upon successful registration and validation of the respective projects, the company has capitalized such amount as Intangible Assets (Project Cook Stove). As on date, the value of Intangible Assets under Development is Rs. 7237.76 Lakhs (Rs. 393.22 as on 31st March 2022) and value of Intangible Assets (Project Cook Stove) is Rs. 314.58 Lakhs (Rs. Nil as on 31st March 2022).

c) Depreciation/ amortisation on property, plant and equipment/ intangible assets

Depreciable amount for property, plant and equipment/ intangible fixed assets is the cost of an asset, or other amount substituted for cost, less its estimated residual value.

i) Depreciation on property, plant and equipment is provided on straight-line method as per the useful life prescribed in Schedule II to the Companies Act, 2013 except in respect of the following categories of assets, where the life of the assets has been assessed lower than the life prescribed in Schedule II, based on technical advice, taking into account the nature of the asset, the estimated usage of the asset, the operating conditions of the asset, past history of replacement etc.

ii) Premium on Leasehold Land and Leasehold Improvements are amortised over the period of Lease.

iii) Intangible assets are amortised on straight line basis over their respective individual useful lives estimated by the management.

d) Impairment of Property, plant and equipment / intangible assets

The carrying amounts of the Company's property, plant and equipment and intangible assets are reviewed at each reporting date to determine whether there is any indication of impairment. If there are indicators of impairment, an assessment is made to determine whether the asset's carrying value exceeds its recoverable amount. Where it is not possible to estimate the recoverable amount of an individual asset, the Company estimates the recoverable amount of the cash generating unit to which the asset belongs.

Impairment is recognised in statement of profit and loss whenever the carrying amount of an asset or its cash generating unit exceeds its recoverable amount. The recoverable amount is the higher of net selling price, defined as the fair value less costs to sell, and value in use. In assessing value in use, the estimated future cash flows are discounted to their present value using a pre-tax discount rate that reflects current market rates and risks specific to the asset.

An impairment loss for an individual asset or cash generating unit are reversed if there has been a

change in estimates used to determine the recoverable amount since the last impairment loss was recognised and is only reversed to the extent that the asset's carrying amount does not exceed the carrying amount that would have been determined, net of depreciation or amortisation, if no impairment loss had been recognised. Impairment losses are recognised in the statement of profit and loss.

e) Investment property

Investment property are properties (land or a building— or part of a building— or both) held to earn rentals and/ or for capital appreciation (including property under construction for such purposes). Investment property is measured initially at cost including purchase price, borrowing costs. Subsequent to initial recognition, investment property is measured at cost less accumulated depreciation and impairment, if any.

Derecognition of property, plant and equipment / Intangibles/ Investment property

The carrying amount of an item of property, plant and equipment / intangibles/ investment property is de-recognised on disposal or when no future economic benefits are expected from its use or disposal. The gain or loss arising from the derecognition of an item of property, plant and equipment / intangibles / investment property is measured as the difference between the net disposal in proceeds and the carrying amount of the item and is recognised in the statement of profit and loss when the item is de-recognised.

f) Cash and cash Equivalents

Cash and cash equivalents in the balance sheet comprise cash in hand, balance at banks and bank deposits, which are subject to an insignificant risk of changes in value.

For the purpose of the statement of cash flows, cash and cash equivalents consist of cash and short-term deposits, as defined above.

g) Inventories

i) Carbon Credits:

Inventory of carbon credits are valued at cost or NRV, whichever is lower. Cost of carbon credits is measured at all direct and indirect cost incurred for the purpose of bringing the carbon credits to its present value and condition, except sunk cost incurred before procurement or generation of credits. NRV of carbon credits is measured basis management's estimate of future realizable value of credits as the credits are traded over the counter without any set parameter of identification of market value.

The management's estimate of NRV and future realizable value of credits is adjusted considering the anticipation of increase or decrease in prices, company's financial stability for holding such credits, type of permanency in reduction or inflation of prices, ongoing spot or forward deals in similar credits, technology, vintage, location etc.

Inventory received as a percentage of share of carbon credits in lieu of carbon advisory services rendered are recognized as revenue as and when the credits are received in the registry account of the company, at the value of Right of First Refusal (ROFR) price quoted to the vendor / market value of the credits as identifiable through ongoing deals with corresponding adjustment to the inventory of the company.

ii) Project Implementation and Development Material:

The company provides services of project implementation and development to various customers and deploys project implementation and development material for execution of such contracts. These materials are recorded as inventory in the books of accounts of the company. The project implementation and development material is valued at cost.

h) Financial Instruments

Financial instruments are any contract that gives rise to a financial asset of one entity and a financial liability or equity instrument of another entity.

i) Initial Recognition

Financial assets and financial liabilities are initially measured at fair value. Transaction costs that are directly attributable to the acquisition or issue of financial assets and financial liabilities (other than financial assets and financial liabilities at fair value through profit or loss) are added to or deducted from the fair value of the financial assets or financial liabilities, as appropriate, on initial recognition. Transaction costs directly attributable to the acquisition of financial assets or financial liabilities at fair value through profit or loss are recognised immediately in the statement of profit and loss.

ii) Subsequent Measurement

Financial assets

Financial assets are classified into the following specified categories: amortized cost, financial assets 'at fair value through profit and loss' (FVTPL), 'Fair value through other comprehensive income' (FVTOCI). The classification depends on the Company's business model for managing the financial assets and the contractual terms of cash flows.

Debt Instrument

Amortised cost

A financial asset is subsequently measured at amortised cost if it is held within a business model whose objective is to hold the asset in order to collect contractual cash flows and the contractual terms of the financial asset give rise on specified dates to cash flows that are solely payments of principal and interest on the principal amount

outstanding. This category generally applies to trade and other receivables.

Fair value through other comprehensive income (FVTOCI)

A 'debt instrument' is classified as at the FVTOCI if both of the following criteria are met:

- a. The objective of the business model is achieved both by collecting contractual cash flows and selling the financial assets.
- b. The asset's contractual cash flows represent solely payments of principal and interest.

Debt instruments included with the FVTOCI category are measured initially as well as at each reporting date at fair value. Fair value movements are recognized in the other comprehensive income (OCI). However, the Company recognizes interest income, impairment losses and reversals and foreign exchange gain or loss in the statement of profit and loss. On derecognition of the asset, cumulative gain or loss previously recognised in OCI is reclassified from the equity to statement of profit and loss. Interest earned whilst holding FVTOCI debt instrument is reported as interest income using the EIR method.

Fair value through Profit and Loss (FVTPL)

FVTPL is a residual category for debt instruments. Any debt instrument, which does not meet the criteria for categorization as at amortized cost or as FVTOCI, is classified as at FVTPL. In addition, the Company may elect to designate a debt instrument, which otherwise meets amortised cost or FVTOCI criteria, as at FVTPL. However, such election is considered only if doing so reduces or eliminates a measurement or recognition inconsistency (referred to as 'accounting mismatch').

Debt instrument included within the FVTPL category are measured at fair value with all changes recognised in the statement of profit and loss.

Equity Investments

The Company subsequently measures all equity investments at cost or fair value, as per its accounting policies. Where the Company's management has elected to present fair value gains and losses on equity investments in other comprehensive income, there is no subsequent reclassification of fair value gains and losses to statement of profit and loss. Dividends from such investments are recognized in statement of profit and loss as other income when the Company's right to receive payment is established.

Derivative financial instruments

Derivative financial instruments are classified and measured at fair value through profit and loss.

Derecognition of financial assets

A financial asset is derecognized only when

- i. The Company has transferred the rights to receive cash flows from the asset or the rights have expired or
- ii. The Company retains the contractual rights to receive

the cash flows of the financial asset, but assumes a contractual obligation to pay the cash flows to one or more recipients in an arrangement.

Where the entity has transferred an asset, the Company evaluates whether it has transferred substantially all risks and rewards of ownership of the financial asset. In such cases, the financial asset is derecognized. Where the entity has not transferred substantially all risks and rewards of ownership of the financial asset, the financial asset is not derecognized.

Impairment of financial assets

The Company measures the expected credit loss associated with its assets based on historical trend, industry practices and the business environment in which the entity operates or any other appropriate basis. The impairment methodology applied depends on whether there has been a significant increase in credit risk.

Financial liabilities and equity instruments

Debt or equity instruments issued by the Company are classified as either financial liabilities or as equity in accordance with the substance of the contractual arrangements and the definitions of a financial liability and an equity instrument.

Equity Instruments

An equity instrument is any contract that evidences a residual interest in the assets of an entity after deducting all of its liabilities. Equity instruments issued by the Company are recognised at the proceeds received, net of direct issue costs.

Repurchase of the Company's own equity instruments is recognised and deducted directly in equity. No gain or loss is recognised on the purchase, sale, issue or cancellation of the Company's own equity instruments

Financial liabilities

Subsequent Measurement

Financial liabilities measured at amortised cost

Financial liabilities are subsequently measured at amortized cost using the EIR method. Gains and losses are recognized in statement of profit and loss when the liabilities are derecognized as well as through the EIR amortization process. Amortized cost is calculated by taking into account any discount or premium on acquisition and fee or costs that are an integral part of the EIR. The EIR amortization is included in finance costs in the statement of profit and loss.

Financial liabilities measured at fair value through profit or loss (FVTPL) Financial liabilities at FVTPL include financial liabilities held for trading and financial liabilities designated upon initial recognition as FVTPL. Financial liabilities are classified as held for trading if they are incurred for the purpose of repurchasing in the near term. Derivatives, including separated embedded derivatives are classified as held for trading unless they are designated as effective hedging instruments. Financial liabilities at fair value through profit or loss

are carried in the financial statements at fair value with changes in fair value recognized in other income or finance costs in the statement of profit and loss.

Derecognition of financial liabilities

A financial liability is derecognized when the obligation under the liability is discharged or cancelled or expires. When an existing financial liability is replaced by another from the same lender on substantially different terms, or the terms of an existing liability are substantially modified, such an exchange or modification is treated as the derecognition of the original liability and the recognition of a new liability. The difference in the respective carrying amounts is recognized in the statement of profit and loss.

Determination of fair value

Fair value is the price that would be received to sell an asset or paid to transfer a liability in an ordinary transaction between market participants at the measurement date.

In determining the fair value of its financial instruments, the Company uses a variety of methods and assumptions that are based on market conditions and risks existing at each reporting date. The methods used to determine fair value include discounted cash flow analysis and available quoted market prices. All methods of assessing fair value result in general approximation of value, and such value may never actually be realized.

i) Borrowings and Borrowing cost

Borrowings are initially recognised at net of transaction costs incurred and measured at amortised cost. Any difference between the proceeds (net of transaction costs) and the redemption amount is recognised in the Statement of Profit and Loss over the period of the borrowings using the EIR.

Preference shares, which are mandatorily redeemable on a specific date are classified as liabilities. The dividend on these preference shares is recognised as finance costs in the Statement of Profit and Loss.

Borrowing costs attributable to the acquisition or construction of qualifying assets till the time such assets are ready for intended use are capitalised as part of cost of the assets. All other borrowing costs are expensed in the period they occur.

j) Provisions, contingent liabilities and contingent assets

The Company recognizes provisions when a present obligation (legal or constructive) as a result of a past event exists and it is probable that an outflow of resources embodying economic benefits will be required to settle such obligation and the amount of such obligation can be reliably estimated.

If the effect of time value of money is material, provisions are discounted using a current pre-tax rate that reflects, when appropriate, the risks specific to the liability. When discounting is used, the increase in

the provision due to the passage of time is recognized as a finance cost.

A disclosure for a contingent liability is made when there is a possible obligation or a present obligation that may, but probably will not require an outflow of resources embodying economic benefits or the amount of such obligation cannot be measured reliably. When there is a possible obligation or a present obligation in respect of which likelihood of outflow of resources embodying economic benefits is remote, no provision or disclosure is made.

Contingent assets are not recognised in the financial statements, however they are disclosed where the inflow of economic benefits is probable. When the realization of income is virtually certain, then the related asset is no longer a contingent asset and is recognised as an asset.

k) Revenue recognition

Revenue is recognised to the extent it is probable that economic benefits will flow to the Company and the revenue can be reliably measured. Revenue is recognised upon transfer of control of promised products or services to customers in an amount that reflects the consideration which the company expects to receive in exchange for those products or services.

Revenue is measured based on the transaction price, which is the consideration for the respective performance obligation, adjusted for volume discounts, service level credits, performance bonuses, price concessions and incentives, if any, as specified in the contract with the customer. Revenue also excludes taxes collected from customers. The Company's contracts with customers could include promises to transfer multiple products and services to a customer. The Company assesses the products / services promised in a contract and identifies distinct performance obligations in the contract. Identification of distinct performance obligation involves judgement to determine the deliverables and the ability of the customer to benefit independently from such deliverables.

Judgement is also required to determine the transaction price for the contract and to ascribe the transaction price to each distinct performance obligation. The transaction price could be either a fixed amount of customer consideration or variable consideration with elements such as volume discounts, service level credits, performance bonuses, price concessions and incentives. The transaction price is also adjusted for the effects of the time value of money if the contract includes a significant financing component. The estimated amount of variable consideration is adjusted in the transaction price only to the extent that it is highly probable that a significant reversal in the amount of cumulative revenue recognised will not occur and is reassessed at the end of each reporting period. The Company allocates the elements of variable considerations to

all the performance obligations of the contract unless there is observable evidence that they pertain to one or more distinct performance obligations.

The Company exercises judgement in determining whether the performance obligation is satisfied at a point in time or over a period of time. The Company considers indicators such as how customer consumes benefits as services are rendered or who controls the asset as it is being created or existence of enforceable right to payment for performance to date and alternate use of such product or service, transfer of significant risks and rewards to the customer, acceptance of delivery by the customer, etc.

Revenue from subsidiaries is recognised based on transaction price which is at arm's length.

Contract assets are recognised when there are excess of revenues earned over billings on contracts. Contract assets are classified as unbilled receivables (only act of invoicing is pending) when there is unconditional right to receive cash, and only passage of time is required, as per contractual terms.

The amount spent by the company towards fulfilling its performance obligation (or part thereof) in accordance with contracts entered with counter party before the invoicing from such contract is due as per the Ind AS - 115 is recognised as Contract Assets in these financials. A contract asset is an entity's right to the assets for performance obligation that the entity has executed in accordance with the contract.

Correspondingly, the amount received from counter party of the contract is recognized as Contract Liability and the same is accordingly classified as revenue from operations in accordance with the satisfactory performance obligation of the company in due course of the contract from time to time, when such performance obligation is executed as per the contract.

While disclosing the aggregate amount of transaction price yet to be recognised as revenue towards unsatisfied (or partially) satisfied performance obligations, along with the broad time band for the expected time to recognise those revenues, the Company has applied the practical expediency in Ind AS 115. Accordingly, the Company has not disclosed the aggregate transaction price allocated to unsatisfied (or partially satisfied) performance obligations which pertain to contracts where revenue recognised corresponds to the value transferred to customer typically involving time and material, outcome based and event based contracts.

Unsatisfied (or partially satisfied) performance obligations are subject to variability due to several factors such as delivery timelines, changes in scope of delivery, periodic revaluations of the estimates, economic factors (changes in currency rates, tax laws, methodology of the registry bodies, DOE audit of the project, other governmental regulations etc.). The aggregate value of transaction price allocated

to unsatisfied (or partially satisfied) performance obligations is reported in the schedules of the financial statements and the price allocated to unsatisfied (or partially satisfied) performance obligations is expected to be recognised as revenue in the next five years.

All revenues are accounted on accrual basis except to the extent stated otherwise.

i) Revenue from Carbon Offsetting: The revenue from Carbon Offsetting is recognized when the substantial risk and rewards are transferred by the company to the customer, and there is reasonable certainty that the consideration is either receivable or received.

Upon executing a composite contract with any project proponent for providing services and monetization of carbon offsets, the project is usually registered in the registry account of the company and the credits are traded based on the contractual terms with the project proponent, even if the invoice for purchase of such credits is not received from the project proponent. In such scenario, pursuant to matching concept, the cost of such credits based on the contractual terms or understanding with the project proponent is recorded as expense in the statement of profit and loss with corresponding adjustment to the provision account of the project proponent.

ii) Revenue from Services: Revenue from services provided is recognized when it is probable that the economic benefits will flow to the Company and the revenue can be reliably measured. Revenue is measured taking into account, contractually defined terms of payment and satisfaction of substantial performance obligation.

Revenue earned as a percentage of share of carbon credits in lieu of carbon advisory services rendered are recognized as revenue as and when the credits are received in the registry account of the company, at the value of Right of First Refusal (ROFR) price quoted to the vendor / market value of the credits as identifiable through ongoing deals with corresponding adjustment to the inventory of the company.

iii) Other Revenues Other revenues are recognized on accrual basis as per the terms of the respective contract/arrangements and in accordance with the provisions of AS 9: Revenue Recognition.

iv) Interest income from debt instruments is recognised using the effective interest rate (EIR) method.

v) Dividend income is recognised when the Company's right to receive dividend is established.

vi) Rent income is recognised on accrual basis as per the agreed terms on straight line basis.

l) Employee Benefits

Defined benefit plans

For defined benefit plans, the cost of providing benefits is determined using the Projected Unit Credit Method, with actuarial valuations being carried out at

each balance sheet date. Remeasurement, comprising actuarial gains and losses, the effect of the changes to the asset ceiling and the return on plan assets (excluding interest), is reflected immediately in the balance sheet with a charge or credit recognised in other comprehensive income in the period in which they occur. Past service cost, both vested and unvested, is recognised as an expense at the earlier of (a) when the plan amendment or curtailment occurs; and (b) when the entity recognises related restructuring costs or termination benefits.

The retirement benefit obligations recognised in the balance sheet represents the present value of the defined benefit obligations reduced by the fair value of scheme assets. Any asset resulting from this calculation is limited to the present value of available refunds and reductions in future contributions to the scheme.

The Company provides benefits such as gratuity, pension and provident fund (Company managed fund) to its employees which are treated as defined benefit plans.

Defined contribution plans

Contributions to defined contribution plans are recognised as expense when employees have rendered services entitling them to such benefits. The Company provides benefits such as superannuation and foreign defined contribution plans to its employees which are treated as defined contribution plans.

Short-term employee benefits

All employee benefits payable wholly within twelve months of rendering the service are classified as short-term employee benefits. Benefits such as salaries, wages etc. and the expected cost of ex-gratia are recognised in the period in which the employee renders the related service. A liability is recognised for the amount expected to be paid when there is a present legal or constructive obligation to pay this amount as a result of past service provided by the employee and the obligation can be estimated reliably.

Compensated absences

Compensated absences which are expected to occur within twelve months after the end of the period in which the employee renders the related services are recognised as undiscounted liability at the balance sheet date. Compensated absences which are not expected to occur within twelve months after the end of the period in which the employee renders the related services are recognised as an actuarially determined liability at the present value of the defined benefit obligation at the balance sheet date.

Gratuity and pension

In accordance with Indian law, the Company operates a scheme of gratuity which is a defined benefit plan. The gratuity plan provides for a lump sum payment to vested employees at retirement, death while in employment or on termination of employment of an

amount equivalent to 15 to 30 days' salary payable for each completed year of service. Vesting occurs upon completion of five continuous years of service.

Provident fund

The Company makes Provident Fund contributions to defined contribution plans for qualifying employees. The Company also offers to contribute to New Pension Scheme at the option of employees. The Company is required to contribute a specified percentage of the payroll costs to fund the benefits. The contributions payable to these plans by the Company are at rates specified in the rules of the scheme.

The Company offers its employees defined contribution plans in the form of Provident Fund (PF) and Employees' Pension Scheme (EPS) with the government, and certain state plans such as Employees' State Insurance (ESI). PF and EPS cover substantially all regular employees and the ESI covers certain employees. The contributions are normally based on a certain proportion of the employee's salary.

m) Transactions in foreign currencies

i) The functional currency of the Company is Indian Rupees ("Rs.").

Foreign currency transactions are accounted at the exchange rate prevailing on the date of such transactions.

ii) Foreign currency monetary items are translated using the exchange rate prevailing at the reporting date. Exchange differences arising on settlement of monetary items or on reporting such monetary items at rates different from those at which they were initially recorded during the period, or reported in previous financial statements are recognised as income or as expenses in the period in which they arise.

iii) Non-monetary foreign currency items are carried at historical cost and translated at the exchange rate prevalent at the date of the transaction.

n) Accounting for taxes on income

Tax expense comprises of current and deferred tax.

i) Current tax

Current tax is the amount of income taxes payable in respect of taxable profit for a period. Current tax for current and prior periods is recognized at the amount expected to be paid to or recovered from the tax authorities, using the tax rates and tax laws that have been enacted or substantively enacted at the balance sheet date. Management periodically evaluates positions taken in the tax returns with respect to situations in which applicable tax regulations are subject to interpretation and establishes provisions where appropriate.

Current tax is recognized in the statement of profit and loss except to the extent that the tax relates to items recognized directly in other comprehensive income or directly in equity.

ii) Deferred tax

Deferred tax assets and liabilities are recognized for all temporary differences arising between the tax bases of assets and liabilities and their carrying amounts in the financial statements except when the deferred tax arises from the initial recognition of an asset or liability that effects neither accounting nor taxable profit or loss at the time of transition.

Deferred tax assets are reviewed at each reporting date and are reduced to the extent that it is no longer probable that the related tax benefit will be realized.

Deferred tax assets and liabilities are measured using tax rates and tax laws that have been enacted or substantively enacted at the balance sheet date and are expected to apply to taxable income in the years in which those temporary differences are expected to be recovered or settled.

Presentation of current and deferred tax

Current and deferred tax are recognized as income or an expense in the statement of profit and loss, except to the extent they relate to items are recognized in other comprehensive income, in which case, the current and deferred tax income / expense are recognised in other comprehensive income.

o) Earnings per share

Basic earnings per share is computed and disclosed using the weighted average number of equity shares outstanding during the period. Dilutive earnings per share is computed and disclosed using the weighted average number of equity and dilutive equity equivalent shares outstanding during the period, except when the results would be anti-dilutive.

p) Share based payments

The Company recognizes compensation expense relating to share-based payments in net profit using fair-value in accordance with Ind AS 102, Share-Based Payment. The estimated fair value of awards is charged to statement of profit and loss on a straight-line basis over the requisite service period for each separately vesting portion of the award as if the award was in-substance, multiple awards with a corresponding increase to share based payment reserves.

q) Dividend

Provision is made for the amount of any dividend declared on or before the end of the reporting period but remaining undistributed at the end of the reporting period, where the same has been appropriately authorized and is no longer at the discretion of the entity

r) Contributed equity

Equity shares are classified as equity. Incremental costs directly attributable to the issue of new shares or options are shown in equity as a deduction, net of

tax, from the proceeds.

s) Exceptional items

Certain occasions, the size, type, or incidences of the item of income or expenses pertaining to the ordinary activities of the Company is such that its disclosure improves the understanding of the performance of the Company, such income or expenses is classified as an exceptional item and accordingly, disclosed in the financial statements.

8. CRITICAL ACCOUNTING JUDGMENT AND ESTIMATES

The preparation of financial statements requires management to exercise judgment in applying the Company's accounting policies. It also requires the use of estimates and assumptions that affect the reported amounts of assets, liabilities, income and expenses and the accompanying disclosures including disclosure of contingent liabilities. Actual results may differ from these estimates. Estimates and underlying assumptions are reviewed on an ongoing basis, with revisions recognised in the period in which the estimates are revised and in any future periods affected.

a. Contingencies

In the normal course of business, contingent liabilities may arise from litigation and other claims against the Company. Potential liabilities that have a low probability of crystallizing or are very difficult to quantify reliably, are treated as contingent liabilities. Such liabilities are disclosed in the notes but are not provided for in the financial statements. There can be no assurance regarding the final outcome of these legal proceedings.

b. Useful lives and residual values

The Company reviews the useful lives and residual values of property, plant and equipment, investment property and intangible assets at each financial year end.

c. Impairment testing

i) Judgment is also required in evaluating the likelihood of collection of customer debt after revenue has been recognised. This evaluation requires estimates to be made, including the level of provision to be made for amounts with uncertain recovery profiles. Provisions are based on historical trends in the percentage of debts which are not recovered, or on more detailed reviews of individually significant balances.

ii) Determining whether the carrying amount of these assets has any indication of impairment also requires judgment. If an indication of impairment is identified, further judgment is required to assess whether the carrying amount can be supported by the net present value of future cash flows forecast to be derived from the asset. This forecast involves cash flow projections and selecting the appropriate discount rate.

d. Tax

i) The Company's tax charge is the sum of the total current and deferred tax charges. The calculation of the Company's total tax charge necessarily involves a degree of estimation and judgment in respect of certain items whose tax treatment cannot be finally determined until resolution has been reached with the relevant tax authority or, as appropriate, through a formal legal process.

ii) Accruals for tax contingencies require management to make judgments and estimates in relation to tax related issues and exposures.

iii) The recognition of deferred tax assets is based upon whether it is more likely than not that sufficient and suitable taxable profits will be available in the future against which the reversal of temporary differences can be deducted. Where the temporary differences are related to losses, the availability of the losses to offset against forecast taxable profits is also considered. Recognition therefore involves judgment regarding the future financial performance of the particular legal entity or tax Company in which the deferred tax asset has been recognized.

e. Fair value measurement

A number of Company's accounting policies and disclosures require the measurement of fair values, for both financial and non-financial assets and liabilities. When measuring the fair value of an asset or a liability, the Company uses observable market data as far as possible. Fair values are categorized into different levels in a fair value hierarchy based on the inputs used in the valuation techniques as follows:

-Level 1: quoted prices (unadjusted) in active markets for identical assets or liabilities.

-Level 2: inputs other than quoted prices included in Level 1 that are observable for the asset or liability, either directly (i.e. prices) or indirectly (i.e. derived from prices).

-Level 3: inputs for the asset or liability that are not based on observable market data (unobservable inputs). If the inputs used to measure the fair value of an asset or a liability fall into different levels of a fair value hierarchy, then the fair value measurement is categorized in its entirety in the same level of the fair value hierarchy as the lowest level input that is significant to the entire measurement. The Company recognizes transfers between levels of the fair value hierarchy at the end of reporting year during which the change has occurred.

f. Defined benefit obligation

The costs of providing pensions and other post-employment benefits are charged to the Statement of Profit and Loss in accordance with Ind AS 19 'Employee benefits' over the period during which benefit is derived from the employees' services. The costs are assessed on the basis of assumptions selected by the management. These assumptions include salary escalation rate, discount rates, expected rate of return on assets and mortality rates. The same is disclosed in Note 42, 'Employee benefits'.

g. Inventories

The valuation of inventory is a critical accounting estimate that involves significant judgment by management. The valuation of Inventory (carbon credits) involves complex and specialized factors, including verification of emission reductions, market pricing, regulatory compliance, vintage, technology, the timing of recognized revenues, and other aspects. Management has considered the following critical aspects for the inventory valuation:

i. Verification and Regulatory Compliance: Carbon credits are subject to verification by regulatory authorities, and compliance with evolving environmental standards and regulations is paramount. Any discrepancies or non-compliance issues could have a material impact on the valuation of carbon credits and require periodic reassessment.

ii. Market Pricing Volatility: The market for carbon credits can be subject to significant price volatility due to changing regulations and market demand. Assumptions and estimates about market pricing may impact the reported value of carbon credits and the recognition of related revenue.

iii. Significant Estimation Uncertainty: The valuation of inventory is subject to significant estimation uncertainty, given the reliance on future market conditions, obsolescence, and other factors. Changes in these assumptions may materially impact the reported inventory values.

iv. Historical Sales Trends: Management's assumptions regarding the salability and obsolescence of certain inventory items are based on historical sales trends. Changes in market conditions or consumer preferences may render these assumptions inaccurate.

v. Impacts on Profitability: The choice of inventory valuation method can have a direct impact on the company's reported profitability. Any changes in the valuation method or assumptions could result in material adjustments to the financial statements.

Summary of significant accounting policies and other explanatory information

Particulars	(₹ In Lakh)						Total	
	Plant and Machinery	Building Shed	Data processing equipment	Tool and Equip-ments	Office Equipments	Furniture and Fixtures		Vehicles
Deemed carrying amount								
As at 1 April 2021	0.56	-	12.34	-	16.03	13.36	78.45	120.74
Additions	0.58	-	59.27	-	5.11	29.30	-	94.26
Disposals/retirement	-	-	-	-	-	-	-	-
As at 31 March 2022	1.14	-	71.61	-	21.14	42.66	78.45	215.00
Additions	199.97	59.16	51.28	112.40	1.33	56.80	237.54	718.49
Disposals/retirement	-	-	7.20	-	-	-	-	7.20
As at 31 March 2023	201.11	59.16	115.70	112.40	22.47	99.46	315.99	926.29
Accumulated depreciation								
As at 1 April 2021	-	-	-	-	-	-	-	-
Charge for the year	0.50	-	20.91	-	7.15	8.02	25.32	61.90
Adjustments for disposals/retirement	-	-	-	-	-	-	-	-
Up to 31 March 2022	0.50	-	20.91	-	7.15	8.02	25.32	61.90
Charge for the year	22.82	11.24	50.96	14.74	5.19	17.28	47.25	169.47
Adjustments for disposals/retirement	-	-	4.40	-	-	-	-	4.40
Up to 31 March 2023	23.32	11.24	67.47	14.74	12.34	25.30	72.57	226.98
Net block								
As at 31 March 2023	177.79	47.92	48.23	97.66	10.13	74.16	243.42	699.31
As at 31 March 2022	0.64	-	50.70	-	13.99	34.64	53.13	153.10
As at 1 April 2021 (Deemed cost)	0.56	-	12.34	-	16.03	13.36	78.45	120.74
Deemed cost as on 1 April 2021								
Gross block as on 1 April 2021	2.26	-	33.03	-	26.96	33.25	122.50	218.00
Less: Accumulated depreciation till 1 April 2021	1.70	-	20.69	-	10.93	19.89	44.05	97.26
Net block considered as deemed cost upon transition	0.56	-	12.34	-	16.03	13.36	78.45	120.74

The company has acquired shares of the subsidiary company during the FY 2021-22, accordingly the opening balance of gross block and accumulated depreciation thereon as been adjusted in the opening figures reported above. The Net block of the property, plant and equipment of the company as on 1st April 2021, without considering the effect of consolidation is as under:

Particulars	(₹ In Lakh)						Total	
	Plant and Machinery	Building Shed	Data processing equipment	Tool and Equip-ments	Office Equipments	Furniture and Fixtures		Vehicles
Net Block								
As at 1 April 2021	-	-	7.70	-	16.04	11.20	78.46	113.40

Summary of significant accounting policies and other explanatory information

3. INTANGIBLE ASSETS

Particulars	(₹ In Lakh)				
	Computer Software	Right of use asset	Carbon Asset Projects	Logo and Trademark	Total
Deemed carrying amount					
As at 1 April 2021	0.54	-	-	-	0.54
Additions	-	129.04	-	0.09	129.13
Disposals/retirement	-	-	-	-	-
As at 31 March 2022	0.54	129.04	-	0.09	129.67
Additions	4.95	180.22	393.22	-	578.39
Disposals/retirement	-	-	-	-	-
As at 31 March 2023	5.49	309.26	393.22	0.09	708.06
Accumulated depreciation					
As at 1 April 2021	-	-	-	-	-
Charge for the year	0.39	4.94	-	0.00	5.33
Adjustments for disposals/retirement	-	-	-	-	-
Up to 31 March 2022	0.39	4.94	-	-	5.33
Charge for the year	1.61	58.68	78.64	0.04	138.98
Adjustments for disposals/retirement	-	-	-	-	-
Up to 31 March 2023	2.00	63.62	78.64	0.04	144.30
Net block					
As at 31 March 2023	3.49	245.64	314.58	0.05	563.76
As at 31 March 2022	0.15	124.10	-	0.09	124.34
As at 1 April 2021 (Deemed cost)	0.54	-	-	-	0.54
Deemed cost as on 1 April 2021					
Gross block as on 1 April 2021	6.45	-	-	-	6.45
Less: Accumulated depreciation till 1 April 2021	5.92	-	-	-	5.92
Net block considered as deemed cost upon transition	0.54	-	-	-	0.54

3. CAPITAL WORK IN PROGRESS & INTANGIBLE ASSET UNDER DEVELOPMENT

Particulars	(₹ In Lakh)				
	Computer Software	Right of use asset	Carbon Asset Projects	Logo and Trademark	Total
Net Block					
As at 31 March 2023	13.02	112.61	7,237.76	5.74	7,369.12
As at 31 March 2022	10.98	-	393.22	20.32	424.52
As at 1 April 2021	2.65	-	-	-	2.65

AGEING OF CAPITAL WIP FOR PERIOD ENDED ON 31ST MARCH 2023

Particulars	(₹ In Lakh)				
	Less than 1 year	1-2 years	2-3 years	More than 3 years	Total
Projects in Progress	100.06	31.30	-	-	131.36

Summary of significant accounting policies and other explanatory information

AGEING OF CAPITAL WIP FOR PERIOD ENDED ON 31ST MARCH 2022

(₹ In Lakh)

Particulars	Less than 1 year	1-2 years	2-3 years	More than 3 years	Total
Projects in Progress	28.65	2.65	-	-	31.30

AGEING OF INTANGIBLE ASSETS UNDER DEVELOPMENT FOR THE PERIOD ENDED ON 31ST MARCH 2023

(₹ In Lakh)

Particulars	Less than 1 year	1-2 years	2-3 years	More than 3 years	Total
Projects in Progress	7,237.76	-	-	-	7,237.76

AGEING OF INTANGIBLE ASSETS UNDER DEVELOPMENT FOR THE PERIOD ENDED ON 31ST MARCH 2022

(₹ In Lakh)

Particulars	Less than 1 year	1-2 years	2-3 years	More than 3 years	Total
Projects in Progress	393.22	-	-	-	393.22

4. INVESTMENT PROPERTY

(₹ In Lakh)

Particulars	Land	RoU asset - Land	Total
Gross carrying amount			
As at 1 April 2021	143.78	304.81	448.59
Additions during the year	419.25	1,606.09	2,025.34
As at 31 March 2022	563.03	1,910.90	2,473.92
Additions during the year	0.92	-	0.92
Sold during the year	415.59	-	415.59
As at 31 March 2023	148.36	1,910.90	2,059.26
Accumulated depreciation			
Up to 31 March 2021	-	18.48	18.48
Charge for the year	-	32.75	32.75
Up to 31 March 2022	-	51.23	51.23
Charge for the year	-	89.17	89.17
Up to 31 March 2023	-	140.40	140.40
Net carrying amount			
As at 31 March 2023	148.36	1,770.50	1,918.86
As at 31 March 2022	563.03	1,859.67	2,422.69
As at 1 April 2021	143.78	286.32	430.10

Summary of significant accounting policies and other explanatory information

Fair Value Disclosure

(₹ In Lakh)

Particulars	As at 31st March, 2023 (₹)	As at 31st March, 2022 (₹)
Investment property		
- Land	148.36	563.03
- RoU asset - Land	1910.90	1910.90
- RoU asset - Building	-	-

Estimation of fair value

The Company performs a valuation for its investment properties at least annually by engaging an external consultant. The best evidence of fair value is current prices in an active market for similar properties. The fair value of investment properties have been determined by the management using an external expert who holds relevant expertise in the field. The main inputs used are the relevant prices of comparable transactions and industry data. All resulting fair value estimates for investment properties are included in level 3.

(₹ In Lakh)

Particulars	As at 31st March, 2023 (₹)	As at 31st March, 2022 (₹)	As at 1st April, 2021 (₹)
5. Investments			
Non-current			
Investment in Mutual Funds	64.60	61.26	-
	64.60	61.26	-
Aggregate amount of quoted investments	-	-	-
Aggregate amount of un-quoted investments	64.60	61.26	-
Aggregate amount of impairment in value of investments	-	-	-
6. Other financial assets			
Non-current			
(Unsecured, considered good)			
Security deposits	92.14	97.71	61.32
Rent Deposits	-	0.03	-
	92.14	97.74	61.32
7. Investments			
Unquoted			
Investment designated at FVTPL - Others			
Investments in mutual funds	2,335.56	2,211.88	0.03
	2,335.56	2,211.88	0.03
Aggregate amount of quoted investments	2,335.56	2,211.88	0.03
No. of Units (in Lakhs)	0.69	0.68	-
Aggregate amount of un-quoted investments	-	-	-
Aggregate amount of impairment in value of investments	-	-	-
8. Inventories (at lower of cost or net realisable value)			
Carbon credits	30,659.28	19,594.28	-
Community Based Projects Material	-	-	-
Cook Stoves - Raw Material	754.87	-	-
Cook Stoves - Work in Progress	300.24	-	-
Cook Stoves - Finished Goods	16.44	-	-
	31,730.83	19,594.28	-

Summary of significant accounting policies and other explanatory information

Particulars	(₹ In Lakh)		
	As at 31st March, 2023 (₹)	As at 31st March, 2022 (₹)	As at 1st April, 2021 (₹)
9. Trade receivables			
Trade Receivables considered good - Secured	-	-	-
Trade Receivables considered good - Unsecured			
- From others	3,627.98	13,955.71	653.69
Trade Receivables - Significant increase in credit risk	-	-	-
Trade Receivables - credit impaired	-	-	-
	3,627.98	13,955.71	653.69
Less: Expected credit loss on financial assets	(176.31)	-	-
	3,451.67	13,955.71	653.69

Trade receivables ageing schedule as on 31.03.2023

Particulars	(₹ In Lakh)					
	Less than 6 months	6 months-1 Year	1-2 Year	2-3Year	More than 3 Years	Total
Undisputed Trade Receivables - considered good	3,086.07	266.25	108.72	46.10	120.85	3,627.98
Undisputed Trade Receivables - significant increase in credit risk	-	-	-	-	-	-
Undisputed Trade Receivables - credit impaired	-	-	-	-	-	-
Disputed Trade Receivables - considered good	-	-	-	-	-	-
Disputed Trade Receivables - significant increase in credit risk	-	-	-	-	-	-
Disputed Trade Receivables - credit impaired	-	-	-	-	-	-

Trade receivables ageing schedule as on 31.03.2022

Particulars	(₹ In Lakh)					
	Less than 6 months	6 months-1 Year	1-2 Year	2-3Year	More than 3 Years	Total
Undisputed Trade Receivables - considered good	13,680.04	79.29	38.02	73.18	85.18	13,955.71
Undisputed Trade Receivables - significant increase in credit risk	-	-	-	-	-	-
Undisputed Trade Receivables - credit impaired	-	-	-	-	-	-
Disputed Trade Receivables - considered good	-	-	-	-	-	-
Disputed Trade Receivables - significant increase in credit risk	-	-	-	-	-	-
Disputed Trade Receivables - credit impaired	-	-	-	-	-	-

Summary of significant accounting policies and other explanatory information

Particulars	(₹ In Lakh)		
	As at 31st March, 2023 (₹)	As at 31st March, 2022 (₹)	As at 1st April, 2021 (₹)
10. Cash and bank balances			
Cash and cash equivalents			
Balances with banks			
- On current accounts	1,334.61	219.16	1,554.75
- Debit balance in overdraft account	1,026.46	746.44	-
- Funds in Transit	13.03	-	-
Cash on hand	7.18	7.34	5.62
Deposits with bank with maturity of less than 3 months	1,214.75	-	-
Earmarked Balances with Bank			
- ICICI Bank (Unpaid Dividend)	0.02	0.00	-
- ICICI Bank (Unpaid Dividend)	0.31	0.32	-
	3,596.37	973.26	1,560.37
Bank balances other than above			
Deposits with bank with maturity period from 3 to 12 months	9,648.81	387.76	33.00
	13,245.18	387.76	33.00
11. Loans			
Advances to Employees	14.84	1.19	-
Loan & advances to related parties - Current & Unsecured	8.28	-	-
	23.12	1.19	-
Disclosure in respect of Loans to Employees and Related Parties			
Maximum Outstanding Amount of Loan to Employees	20.84	1.19	-
Maximum Outstanding Amount of Loan to Related Parties	8.28	-	-
12. Other assets			
Non-Current			
Contract assets - Earmarked	7,260.78	-	-
Contract assets - Unmarked to projects	446.38	-	-
	7,707.16	-	-
Current			
(Unsecured, considered good)			
Advances to vendors	6,188.87	5,652.04	40.13
Balances with government authorities	9,764.82	10,072.73	958.27
Current Tax Asset, net	665.34	-	-
Others	89.97	44.66	86.12
	16,709.00	15,769.43	1,084.52
13. Deferred tax assets, net			
Deferred tax assets / liabilities arising on account of :			
Differences in depreciation and other differences in block of Property, plant and			

Summary of significant accounting policies and other explanatory information

(₹ In Lakh)

Particulars	As at 31st March, 2023 (₹)	As at 31st March, 2022 (₹)	As at 1st April, 2021 (₹)
equipment as per tax books and financial books	(43.86)	10.99	1.62
Fair Valuation of Investments	(21.66)	(2.75)	-
Provision for gratuity	24.64	11.53	4.28
Others	33.46	-	-
	(7.42)	19.77	5.90

Movement in deferred tax assets (Charge/ (credited) to):

Particulars	As at 31 March 2022	Statement of Profit & Loss	Other Comprehensive Income	MAT Credit utilisation	As at 31 March 2023
(i) Property plant and equipment	10.99	(54.86)	-	-	(43.86)
(ii) Fair Valuation of Investments	(2.75)	(18.91)	-	-	(21.66)
(iii) Employee benefits	11.53	16.28	(3.17)	-	24.64
(iv) Others	-	33.46	-	-	33.46
	19.77	(24.02)	(3.17)	-	(7.42)

Particulars	As at 31 March 2022	Statement of Profit & Loss	Other Comprehensive Income	MAT Credit utilisation	As at 31 March 2023
(i) Property plant and equipment	1.62	9.37	-	-	10.99
(ii) Fair Valuation of Investments	-	(2.75)	-	-	(2.75)
(iii) Employee benefits	4.28	7.25	-	-	11.53
	5.90	13.87	-	-	19.77

(₹ In Lakh)

Particulars	As at 31st March, 2023 (₹)	As at 31st March, 2022 (₹)	As at 1st April, 2021 (₹)
14. Share capital			
Authorised share capital			
Equity shares			
30,000,000 (31 March 2022: 8,000,000, 1 April 2021: 7,500,000) equity shares of ₹10 each	3,000.00	800.00	750.00
	3,000.00	800.00	750.00
Issued, subscribed and fully paid-up			
Equity shares			
27,511,413 (31 March 2022: 6,874,000, 1 April 2021: 5,050,000) equity shares of ₹10 each	2,751.14	687.40	505.00
	2,751.14	687.40	505.00

a) Reconciliation of the shares outstanding at the beginning and at the end of the reporting period

(₹ In Lakh)

Particulars	31 March 2023		31 March 2022		1 April 2021	
	Number	Amount	Number	Amount	Number	Amount
Balance at the beginning of the year	68,74,000	687.40	50,50,000	505.00	50,50,000	505.00
Add: Shares issued	2,06,37,413	2063.74	18,24,000	182.40	-	-
Balance at the end of the year	2,75,11,413	2,751.14	68,74,000	687.40	50,50,000	505.00

Summary of significant accounting policies and other explanatory information

b) Terms/right attached to equity shares

The Company has only one class of equity shares having par value of ₹10 per share. Each holder of equity shares is entitled to one vote per share. The Company declares and pays dividends in Indian rupees. The dividend proposed by the Board of Directors is subject to the approval of the shareholders in the ensuing General

Meeting. In the event of liquidation of the Company, the holders of equity shares will be entitled to receive remaining assets of the company, after distribution of all preferential amounts. The distribution will be in proportion to the number of equity shares held by the shareholders.

c) Details of shareholders holding more than 5% equity shares in the Company

Particulars	31 March 2023		31 March 2022		1 April 2021	
	Number	% of holding	Number	% of holding	Number	% of holding
Mr. Manish Dabkara	1,41,40,000	51.40%	35,35,000	51.43%	35,35,000	70.00%
Mrs. Vidhaya Dabkara	40,40,000	14.68%	10,10,000	14.69%	10,10,000	20.00%
Mrs. Priyanka Manish Dabkara	11,71,600	4.26%	2,92,900	4.26%	2,92,900	5.80%

As per records of the Company, including its register of shareholders and other declarations received from shareholders regarding beneficial interest, the above shareholding represents both legal and beneficial ownership of shares.

c) Details of changes in shareholding of promoters

Promoter Name	Relation	No. of Shares held as on 31.03.2023	% of holding	% Change during the year
Mr. Manish Dabkara	Promoter	1,41,40,000	51.40%	-
Mrs. Vidhaya Dabkara	Promoter Group	40,40,000	14.68%	-
Mrs. Priyanka Manish Dabkara	Promoter Group	11,71,600	4.26%	-

(₹ In Lakh)

Particulars	As at 31st March, 2023 (₹)	As at 31st March, 2022 (₹)	As at 1st April, 2021 (₹)
15. Reserves and surplus			
Surplus in statement of profit and loss			
Balance at the beginning of the year	38,845.01	1,966.64	615.62
Add: Net Profit for the year	11,964.63	38,306.55	1,351.02
Less: Share of Non-Controlling Interest	(1,554.28)	15.36	-
Less: Final Dividend paid for FY 2020-21	-	(68.74)	-
Less: Interim Dividend paid for FY 2021-22	-	(1,374.80)	-
Less: Bonus Shares Issued	(674.35)	-	-
Balance at the end of the year	48,581.01	38,845.01	1,966.64
Other comprehensive income			
Balance at the beginning of the year	(15.08)	-	-
Add: Net Profit for the year	(9.42)	(15.08)	-
Balance at the end of the year	(24.50)	(15.08)	-
Security Premium Reserve			
Balance at the beginning of the year	1,387.85	-	-
Add: Received during the year	128.07	1,678.08	-
Less: Bonus Shares Issued	(1,387.85)	-	-
Less: Share issue expenses	-	(290.23)	-
Balance at the end of the year	128.07	1,387.85	-
Capital Reserve			
Balance at the beginning of the year	5.54	-	-

Summary of significant accounting policies and other explanatory information

(₹ In Lakh)

Particulars	As at 31st March, 2023 (₹)	As at 31st March, 2022 (₹)	As at 1st April, 2021 (₹)
Add: On account of acquisition of controlling interest in Subsidiary	-	5.54	-
Balance at the end of the year	5.54	5.54	-
Employee Stock Option Reserve			
Balance at the beginning of the year	-	-	-
Add: Reserved during the year	968.81	-	-
Less: Adjusted against shares issued during the year	98.80	-	-
Balance at the end of the year	870.01	-	-
	49,560.13	40,223.32	1,966.64

Nature and purpose of reserves

Surplus in statement of profit and loss

Surplus in Statement of Profit and Loss represents the profits that the Company has earned till date.

General reserve

General reserve is used from time to time to transfer profits from retained earnings for appropriation purposes. This reserve is freely available for use by the Company.

15. Reserves and surplus (continued)

Actuarial gain / (loss) on employment benefits

The reserve represents the remeasurement gains/ (losses) arising from the actuarial valuation of the defined benefit obligations of the Company. The

remeasurement gains / (losses) are recognized in other comprehensive income and accumulated under this reserve within equity. The amounts recognized under this reserve are not reclassified to Statement of Profit and Loss.

(₹ In Lakh)

Particulars	As at 31st March, 2023 (₹)	As at 31st March, 2022 (₹)	As at 1st April, 2021 (₹)
15A. Non-Controlling Interest			
Balance at the beginning of the year	57.47	-	-
Non-Controlling Interest in Equity Share Capital and Reserve and Surplus*	220.86	72.83	-
Non-Controlling Interest in Equity Share Capital pending allotment**	1.26	-	-
Add: Share of Profit / (Loss) for the year	1,554.28	(15.36)	-
Balance at the end of the year	1,833.86	57.47	-
* Non-Controlling interest on shares acquired during the year			
** Non-Controlling interest on shares issued by subsidiary during the year, pending allotment			

Summary of significant accounting policies and other explanatory information

Name of Subsidiary & Principal Place of business incorporation	Proportion of ownership interests and voting rights held by non-controlling interest	Profit / (Loss) allocated to non-controlling interests for the year		Non-Controlling interest	
		31 March 2023	31 March 2022	31 March 2023	31 March 2022
GHG Reduction Technologies Private Limited-India	40.12%	1,635.82	(0.65)	1,652.67	15.60
Glofix Advisory Services Private Limited -India	49%	(0.25)	(9.45)	267.26	46.65
Amrut Nature Solutions Private Limited -India	49%	(81.30)	(5.26)	(86.07)	(4.77)

(₹ In Lakh)

Particulars	As at 31st March, 2023 (₹)	As at 31st March, 2022 (₹)	As at 1st April, 2021 (₹)
16. Borrowings			
a) Non current borrowings			
Secured			
- Vehicle Loans from others (refer note a)	100.04	-	76.08
- Project Financing Loan	2,149.00	-	-
	2,249.04	-	76.08
b) Current			
Secured			
Loans repayable on demand			
- Working capital loan from banks (refer note b)	2,495.41	-	14.42
Current maturities of long term borrowings (Vehicle Loan)	29.18	77.24	54.31
Current maturities of long term borrowings (Project Financing Loan)	1,717.00		
Unsecured			
Others (refer note c)	0.30	7.63	1.70
	4,241.89	84.87	70.43

Details of security and other terms of borrowings:

- Vehicle loan outstanding to the tune of Rs. 129.22 Lacs (31 March 2022: ₹77.24 Lacs and 1 April 2021: ₹130.39) is secured by hypothecation of the respective motor vehicles purchased by the Company. The loans carry an interest rates ranging from 8.10% to 8.85% (31 March 2022: 9.85% to 10.75% and 1 April 2021: 9.85% to 10.75%) and repayable in equated monthly installments, ranging from 60 to 84 months.
- Project Financing outstanding to the tune of Rs. 3,866.00 Lacs (31 March 2022: ₹Nil Lacs and 1 April 2021: ₹Nil) is secured by primary hypothecation of the respective carbon credit generating project implemented and developed by the company and a fixed deposit of ₹2200.00 Lacs and secondary security of Plot No. 140, Scheme No. 78, Indore and Plot No. 407, Scheme No. 78, Vijay Nagar, Indore and by unconditional irrevocable personal guarantee of

Mr. Manish Dabkara, Mr. Naveen Sharma, Ms. Priyanka Dabkara & Smt. Vidhya Dabkara during the tenure of the facility. The loan carry a floating interest rate @ SOFR + 1.75% and is repayable in 36 equated monthly installments.

- Working capital loans from banks represents overdraft facilities availed by the Company which is secured by Primary Security of Stock and Book Debts and Secondary Security of Plot No. 48, Scheme no 78, Vijay Nagar, Indore, Flat No. 401, Dakshta Apartment, Godbole Colony, Indore and Plot No. 140, Scheme No. 78, Indore, Company and by unconditional irrevocable personal guarantee of Mr. Manish Dabkara, Mr. Naveen Sharma, Ms. Priyanka Dabkara & Smt. Vidhya Dabkara during the tenure of the facility.
- Represents credit card facilities obtained by the Company.

Summary of significant accounting policies and other explanatory information

Particulars	As at 31st March, 2023 (₹)	As at 31st March, 2022 (₹)	As at 1st April, 2021 (₹)
17. Lease Liabilities			
Non-Current Lease Liabilities on ROU assets	206.89	123.39	-
Current Lease Liabilities on ROU assets	46.81	-	-
	253.70	123.39	-
18. Trade Payables			
Total outstanding dues of micro and small enterprises	132.29	3.47	11.33
Total outstanding dues other than above	6,304.02	10,665.70	1,225.91
	6,436.31	10,669.17	1,237.24

Trade Payables Ageing Schedule as on 31.03.2023

(₹ In Lakh)

Particulars	Outstanding for following periods from due date of payment				
	Less than 1 Year	1-2 Year	2-3Year	More than 3 Years	Total
(i) MSME	132.29	-	-	-	132.29
(ii) Others	2,862.33	3,373.05	11.44	57.21	6,304.03
(iii) Disputed Dues - MSME	-	-	-	-	-
(iv) Disputed Dues - Others	-	-	-	-	-
	2,994.62	3,373.05	11.44	57.21	6,436.31

Trade Payables Ageing Schedule as on 31.03.2022

(₹ In Lakh)

Particulars	Outstanding for following periods from due date of payment				
	Less than 1 Year	1-2 Year	2-3Year	More than 3 Years	Total
(i) MSME	3.47	-	-	-	3.47
(ii) Others	10,597.06	68.64	-	-	10,665.70
(iii) Disputed Dues - MSME	-	-	-	-	-
(iii) Disputed Dues - Others	-	-	-	-	-
	10,600.53	68.64	-	-	10,669.16

(₹ In Lakh)

Particulars	As at 31st March, 2023 (₹)	As at 31st March, 2022 (₹)	As at 1st April, 2021 (₹)
19. Provisions			
Non-current			
Provision for employee benefits - Gratuity, funded	103.65	42.65	17.01
	103.65	42.65	17.01
Current			
Provision for employee benefits - Gratuity, funded	3.68	3.15	-
Other Provisions	2.28	-	-
	5.96	3.15	-

Gratuity

The Company has a funded defined benefit gratuity plan. Employees are eligible for gratuity benefits on termination or retirement in accordance with Payment of Gratuity Act, 1972.

The following tables summaries the components of net benefit expense recognised in the profit and loss account and the funded status and amounts recognised in the balance sheet for the plan:

Summary of significant accounting policies and other explanatory information

(₹ In Lakh)

Particulars	As at 31st March, 2023 (₹)	As at 31st March, 2022 (₹)	As at 1st April, 2021 (₹)
19. Provisions (continued)			
(a) Change in projected benefit obligation			
Present value of obligation at the beginning of year	45.80	17.01	14.80
Current service cost	45.63	15.51	2.67
Interest cost	3.32	1.23	0.60
Actuarial (gain)/loss on obligation	12.59	12.05	(1.07)
Past service cost	-	-	-
Benefits paid	-	-	-
Defined benefit obligation at end of the year	107.34	45.80	17.01
(b) Change in plan assets			
Fair value of plan assets at the beginning of the year		Nil	
Interest income			
Contributions during the year			
Actuarial (gain)/loss			
Benefits paid during the year			
Fair value of planned assets at the end of the year	-	-	-
(c) Reconciliation of present value of obligation on the fair value of plan assets			
Present value of projected benefit obligation at the end of the year	107.34	45.80	17.01
Funded status of plan	-	-	-
Net liability recognised in the balance sheet	107.34	45.80	17.01

Particulars	As at 31st March, 2023 (₹)	As at 31st March, 2022 (₹)
(d) Expenses recognised in the Statement of Profit and Loss:		
Current service cost	45.63	15.51
Net interest cost	3.32	1.23
Past service cost	-	-
Expense for the year	48.95	16.74
Recognised in other comprehensive income:		
Effect of change in financial assumptions	12.59	12.05
Effect of change in demographic assumptions	-	-
Effect of experience adjustments	-	-
Return on plan assets excluding net interest	-	-
Total expenditure recognised	12.59	12.05
(e) Key actuarial assumptions		
Discount rate	7.50% p.a.	7.25% p.a.
Salary escalation	7.00% p.a.	5.00% p.a.
Expected rate of return on plan assets	0.00% p.a.	0.00% p.a.
Mortality rate	IALM 2012-14	IALM 2012-14

The estimates of future salary increase considered in actuarial valuation take account of inflation, seniority, promotions and other relevant factors. The Company evaluates these

assumptions annually based on its long-term plans of growth and industry standards.

Summary of significant accounting policies and other explanatory information

(₹ In Lakh)

Particulars	As at 31st March, 2023 (₹)	As at 31st March, 2022 (₹)
19. Provisions (continued)		
(f) Impact on defined benefit obligations		
Assumptions		
Sensitivity level		
- Discount rate : 1% increase	85.85	41.02
- Discount rate : 1% decrease	111.87	51.56
- Future salary : 1% increase	110.10	49.43
- Future salary : 1% decrease	87.45	43.06

The sensitivity analyses above have been determined based on a method that extrapolates the impact on defined benefit obligation as a result of reasonable changes in key assumptions occurring at the end of the reporting period.

(g) The table below shows the expected cash flow profile

Particulars	As at 31st March, 2023 (₹)
Year 1	3.68
Year 2	0.64
Year 3	0.81
Year 4	1.09
Year 5	1.64
Year (6 -10)	99.47
	107.34

(₹ In Lakh)

Particulars	As at 31st March, 2023 (₹)	As at 31st March, 2022 (₹)	As at 1st April, 2021 (₹)
20. Other Non-Current Liabilities			
Security Deposit	8.50	8.50	-
Contract Liability	19,328.66	-	-
	19,337.16	8.50	-
Expected duration of the contracts and the information about the aggregate amount of the transaction price allocated to the performance obligations that are unsatisfied (or partially satisfied) as at 31 March 2023 and 31 March 2022 is disclosed as per the requirements of Ind AS 115 - "Revenue from Contracts with Customers" vide Note No. 41.			
21. Other financial liabilities			
Current			
Other liabilities	6.42	0.71	16.16
Staff Liabilities	26.28	18.90	-
Unpaid Dividends	0.33	0.32	-
Provision for expenses	529.31	1,389.39	-
	562.34	1,409.31	16.16

Summary of significant accounting policies and other explanatory information

(₹ In Lakh)

Particulars	As at 31st March, 2023 (₹)	As at 31st March, 2022 (₹)	As at 1st April, 2021 (₹)
22. Other liabilities			
Current			
Advances received from customers	283.46	87.13	26.36
Statutory dues	1,180.43	83.33	31.44
Interest due but not payable	0.52	-	-
Others	26.20	-	-
	1,490.62	170.46	57.80

(₹ In Lakh)

Particulars	As at 31st March, 2023 (₹)	As at 31st March, 2022 (₹)
23. Revenue from operations		
Revenue from contracts with customers		
(a) Sale of products - Carbon credits	1,24,478.69	1,79,050.82
- Cook Stoves & allied items	2,796.43	-
(b) Sale of services		
- Project Implementation and Development Services	-	872.03
- Business Excellence Advisory & Training Services	1,276.67	73.99
- Electrical Safety Audits	82.79	14.93
- Carbon Credit Advisory Services	10.07	-
	1,28,644.65	1,80,011.77
(i) Reconciliation of transaction price and amounts allocated to performance obligations:		
Revenue at contracted price	1,28,644.65	1,80,011.77
Less: Adjustments	-	-
Total revenue from contracts with customers	1,28,644.65	1,80,011.77
(ii) Disaggregation of revenue		
Revenue based on Geography		
- Domestic	7,578.46	2,221.59
- Export	121,066.19	1,77,790.19
Total revenue from operations	1,28,644.65	1,80,011.77
(iii) Contract balances		
Contract Assets (refer note 12 & 41)	7,707.16	-
Trade receivables (refer note 9)	3,451.67	13,955.71
Contract liabilities		
Contract Liabilities (refer note 20 & 41)	19,328.66	-
Advances from customers (refer note 22)	283.46	87.13
Amount of revenue recognised from amounts included in the contract liabilities at the beginning of the year ₹ Nil (31 March 2022: ₹ Nil) and performance obligations satisfied in previous years is ₹ Nil (31 March 2022: ₹ Nil). Total contract liabilities outstanding as on 31 March 2023 will be recognised in next five years.		

Summary of significant accounting policies and other explanatory information

(₹ In Lakh)

Particulars	As at 31st March, 2023 (₹)	As at 31st March, 2022 (₹)
24. Other income		
Interest income on financial assets measured at amortised cost	249.95	20.61
Income from investments		
- Net gains on fair value changes	89.40	10.91
- Gain on sale of investments	114.33	94.54
- Dividend income	-	-
Other non-operating income		
- Rental income	51.00	4.25
- Foreign Exchange Fluctuation	780.55	-
- Profit on sale of Fixed Asset	0.24	-
- Others	1.77	0.32
	1,287.24	130.63
25. Purchases		
Purchase of Carbon Offsets	1,00,948.89	1,32,821.00
Purchase of Community Based Project Implementation Material	-	487.89
	1,00,948.89	1,33,308.90
26. Cost of Material Consumed		
Opening Stock of Raw Material	-	-
Add: Purchase of Raw Material	1,983.99	-
Add: Purchase of Consumables	113.00	-
Less: Closing Stock of Raw Material	(754.87)	-
	1,342.11	-
27. Changes in Inventory		
Opening Stock-in-Trade	19,594.28	-
Closing Stock-in-Trade	30,675.72	19,594.28
Opening Work-in-Progress	-	-
Closing Work-in-Progress	300.24	-
	(11,381.68)	(19,594.28)
28. Employee benefits expense		
Salaries and wages	4,170.88	2,274.16
Contribution to provident and other funds (refer note a)	41.85	35.13
Retirement and other employee benefit expense (refer note 19, 42 & 45)	1,049.62	151.91
Staff welfare expenses	175.58	57.48
	5,437.94	2,518.68
(a) During year ended 31 March 2023, Company contributed ₹36.64 (31 March 2022: ₹34.26 Lacs) to provident fund and ₹0.14 (31 March 2022: ₹0.87 Lacs) towards employee state insurance fund.		

Summary of significant accounting policies and other explanatory information

(₹ In Lakh)

Particulars	As at 31st March, 2023 (₹)	As at 31st March, 2022 (₹)
29. Finance costs		
Interest cost on financial liabilities measured at amortized cost	427.98	31.32
Other borrowing costs		
- Bank charges and commission	138.04	29.02
	566.03	60.34
30. Depreciation and amortisation expense		
- On Property, plant and equipment	169.47	61.90
- On Intangible Assets	138.98	5.33
- On Investment property	-	-
- On Right of use asset classified as Investment property	89.17	32.75
Less: Depreciation expenses of subsidiary before acquisition	-	(3.73)
	397.62	96.25
31. Other expenses		
Project Registration, Verification, Validation, Issuance and DOE expenses	7,724.16	7,166.81
Manufacturing Expenses	410.76	-
Power & Fuel	21.55	-
Transportation Expenses	105.29	-
Business promotion expenses	320.08	522.08
Repairs and maintenance	79.76	70.85
Rent	128.99	68.06
Rates and taxes	310.53	9.83
Insurance expense	80.01	58.16
Loss on sale of Investment Property	35.59	-
Travelling expenses	429.41	76.74
Communication expense	6.23	11.60
Payments to the auditors as		
- Audit fee	31.07	7.22
- Reimbursement of expenses	-	-
Legal and professional charges	2,601.39	1,497.70
Foreign exchange fluctuations, net	-	377.99
Corporate social responsibility expenses	144.46	21.19
Support Services	14.86	-
Miscellaneous expenses	3,616.61	2,324.18
	16,060.76	12,212.40
(a) Details of CSR expenditure		
a. Gross amount required to be spent by the Company during the year	144.46	21.19
b. Amount spent during the year on:		
(i) Construction/acquisition of any asset	-	-
(ii) On purposes other than (i) above	144.46	21.19
Amount remaining to be spent	-	-

Summary of significant accounting policies and other explanatory information

(₹ In Lakh)

Particulars	As at 31st March, 2023 (₹)	As at 31st March, 2022 (₹)
32. Income taxes		
Statement of Profit and Loss		
Current tax expense	4,561.45	13,247.19
Income tax for earlier years	3.79	(0.76)
Deferred tax expense	30.35	(12.89)
Income tax expense reported in the Statement of Profit and Loss	4,595.59	13,233.54
Reconciliation of tax expense and the accounting profit multiplied by India's domestic corporate tax rate for the year ended 31 March 2023 and 31 March 2022:		
Profit for the year	16,547.63	51,528.04
Tax rate applicable to the Company	25.17%	25.17%
Tax expense on net profit	4,164.71	12,968.58
Increase/(decrease) in tax expenses on account of:		
(i) Other allowances	-	5.98
(ii) Income chargeable at Special Rate	(392.62)	-
(iii) Other adjustments, including tax relaxation on new manufacturing company	789.37	(56.90)
(iv) Interest on Tax	-	329.53
	396.75	278.61
Tax as per normal provision under Income tax	4,561.46	13,247.19

The following table provides the details of income tax

(₹ In Lakh)

Particulars	As at 31st March, 2023 (₹)	As at 31st March, 2022 (₹)	As at 1st April, 2021 (₹)
Non-current tax assets (net)			
Advance tax, net of provision	2,922.86	-	0.87
	2,922.86	-	0.87
Current tax liabilities, net			
Current tax liabilities, net of Advance Tax	-	2,717.19	-
	-	2,717.19	-

(₹ In Lakh)

Particulars	As at 31st March, 2023 (₹)	As at 31st March, 2022 (₹)
33. Other comprehensive income		
Actuarial gain/(losses) on post employment benefit expenses	(12.59)	(12.05)
Taxes on above	3.17	3.03
	(9.42)	(15.08)
34. Earnings per equity share		
(a) Net profit attributable to equity shareholders	11,955.21	38,291.47
(b) Computation of weighted average number of equity shares:		
Weighted average number of equity shares outstanding during the year	2,75,10,819	27,491,003
Add: Effect of potential dilutive shares	1,36,640	63,328
Weighted average number of equity shares adjusted for the effect of dilution	2,76,47,459	27,554,331

Summary of significant accounting policies and other explanatory information

(₹ In Lakh)

Particulars	As at 31st March, 2023 (₹)	As at 31st March, 2022 (₹)
(c) EPES:		
Basic (in absolute ₹ terms)	43.46	139.29
Diluted (in absolute ₹ terms)	43.24	138.97

(₹ In Lakh)

Particulars	As at 31st March, 2023 (₹)	As at 31st March, 2022 (₹)	As at 1st April, 2021 (₹)
35. Contingent liabilities			
- Bank guarantees	8,722.70	294.00	31.84
- Other money for which the company is contingently liable	49.86	49.86	-
The Company, in respect of the above mentioned Contingent Liabilities has assessed that it is only possible but not probable that outflow of economic resources will be required.			
36 Capital Commitments			
Shares subscribed but not paid, neither issued			
- Climacool Projects & Edutech Limited	24.97	-	-

37. Related party disclosures

a) Names of the related parties and nature of relationship

Name of the related parties	Nature of relationship
Mr. Manish Kumar Dabkara Mr. Naveen Sharma Mr. Ritesh Gupta Mr. Burhannudin Ali Husain Maksi Wala Mrs. Sonali Sheikh Mrs. Priyanka Manish Dabkara	Key Managerial Personnel ('KMP')
Mrs. Vidhya Dabkara Jagannath Dabkara HUF Manish Kumar Dabkara HUF Mr. Jagannath Dabkara Mr. Raju Sheikh Mrs. Shweta Porwal Mr. Maruti Nanadan Dhanotia Mrs. Joshna Sheikh Neha Sharma Pooja Sharma	Relatives of KMP
Mr. Ravi Sundararajan Mr. Arsalan Kazeem Khan Mr. Ramkrishna Patil Mr. Soumitra Kulkarni Mr. Pankaj Kumar Pandey	Directors of Concerns in which the company holds substantial interest
Enking International LLP	Entities in which KMP have Significant influence
Absolute Lean Services Private Limited	Entity in which relative of KMP have significant influence
Mr. Mohit Agarwal	Chief Financial Officer
Ms. Itisha Sahu	Company Secretary

Summary of significant accounting policies and other explanatory information

Glofix Advisory Services Pvt. Ltd. GHG Reduction Technologies Pvt. Ltd. EKI One Community Projects Pvt. Ltd. EKI Two Community Projects Pvt. Ltd. EKI Power Trading Private Limited* (formerly known as EKI Three Community Projects Pvt. Ltd.) Galaxy Certification Services Private Limited # (formerly known as EKI Four Community Projects Pvt. Ltd.) Enking International Pte. Ltd. Enking International FZCO Amrut Nature Solutions Pvt. Ltd. Climacool Projects & Edutech Ltd.	Concerns in which the company holds substantial interest
Swami Samarth Electronics Pvt. Ltd.	Other Related Parties

b) Transactions with related parties

(₹ In Lakh)

Particulars	As at 31st March, 2023 (₹)	As at 31st March, 2022 (₹)
I. Remuneration / Salary		
Mr. Manish Kumar Dabkara	564.43	480.00
Mrs. Priyanka Dabkara	30.15	37.68
Mr. Naveen Sharma	397.33	212.61
Mrs. Sonali Sheikh	24.98	14.49
Mr. Jagannath Dabkara	8.83	31.25
Mr. Raju Sheikh	12.44	3.36
Mrs. Shweta Porwal	3.53	12.50
Mr. Maruti Nanadan Dhanotia	7.07	25.00
Mrs. Joshna Sheikh	7.84	4.87
Mr. Mohit Agrawal	44.95	18.95
Ms. Itisha Sahu	9.28	4.49
Mr. Ramkrishna Patil	44.06	18.38
Mr. Pankaj Kumar Pandey	49.92	9.34
Mr. Soumitra Kulkarni	33.80	-
II. Investments Made		
Glofix Advisory Services Pvt. Ltd.	-	43.68
GHG Reduction Technologies Pvt. Ltd.	49.90	24.95
Amrut Nature Solutions Pvt. Ltd.	203.75	-
Enking International Foundation	1.00	-
Enking International Pte. Ltd.	1,809.00	-
EKI One Community Projects Private Limited	10.00	-
EKI Two Community Projects Private Limited	10.00	-
EKI Power Trading Private Limited	10.00	-
Galaxy Certification Services Private Limited	10.00	-
III. Advances given / (Received Back) for Incorporation and other expenses		
GHG Reduction Technologies Pvt. Ltd.	-	5.97
GHG Reduction Technologies Pvt. Ltd.	-	(5.97)
Amrut Nature Solutions Pvt. Ltd.	-	10.73
Enking International FZCO	6.77	4.98
Mr. Mohit Agrawal	18.00	-
Mr. Mohit Agrawal (Received Back)	(6.00)	-
EKI One Community Projects Private Limited	0.11	-

Summary of significant accounting policies and other explanatory information

(₹ In Lakh)

Particulars	As at 31st March, 2023 (₹)	As at 31st March, 2022 (₹)
EKI Two Community Projects Private Limited	0.11	-
EKI Power Trading Private Limited	0.11	-
Galaxy Certification Services Private Limited	0.12	-
EKI One Community Projects Private Limited (Received Back)	(0.11)	-
EKI Two Community Projects Private Limited (Received Back)	(0.11)	-
EKI Power Trading Private Limited (Received Back)	(0.11)	-
Galaxy Certification Services Private Limited (Received Back)	(0.12)	-
EKI International Pte.Ltd (Singapore)	12.21	-
Glofix Advisory Services Pvt. Ltd.	0.41	-
Glofix Advisory Services Pvt. Ltd. (Received Back)	(0.41)	-
Amrut Nature Solutions Pvt. Ltd.	3.32	-
Amrut Nature Solutions Pvt. Ltd. (Received Back)	(13.57)	-
Enking International Foundation	0.08	-
Enking International Foundation (Received Back)	(0.08)	-
IV. Loans and Advances Given / (Received Back) *		
Glofix Advisory Services Pvt. Ltd.	66.00	-
Enking International FZCO	50.00	-
V. Sale / (Purchase) of any goods or materials or rendering of any services **		
Glofix Advisory Services Pvt. Ltd.	-	386.75
GHG Reduction Technologies - Purchase of Community Based Project Implementation Material	9,009.77	-
GHG Reduction Technologies - Purchase of Intangible Asset Under Development	7,895.42	-
GHG Reduction Technologies - Revenue from Supply of Service	2.95	-
Amrut Nature Solutions - Consultancy and Advisory Expenses	27.85	-
Swami Samarth Electronics Pvt. Ltd. - Sales from GHG Reduction Technologies Pvt. Ltd.	945.19	-
Enking International Foundation - Sales from GHG Reduction Technologies Pvt. Ltd.	242.93	-
Swami Samarth Electronics Pvt. Ltd. - Purchases by GHG Reduction Technologies Pvt. Ltd.	595.41	-
** Inclusive of indirect taxes		
VI. Others **		
Mr. Manish Kumar Dabkara (Purchase of shares of Glofix Advisory Services Pvt. Ltd.)	-	39.40
Mr. Manish Kumar Dabkara (Sale of Investment Property)	380.00	-
Mr. Manish Kumar Dabkara (Rent Expenses)	-	15.20
Mr. Naveen Sharma (Purchase of shares of Glofix Advisory Services Pvt. Ltd.)	-	4.28
Mrs. Vidhya Dabkara (Rent Expenses)	10.00	18.00
Amrut Nature Solutions Pvt. Ltd. (Support Service Income)	21.30	-
Amrut Nature Solutions Pvt. Ltd. (Laptop Sale)	2.82	-
Glofix Advisory Services Pvt. Ltd. (Interest Income)	4.00	-
Enking International Foundation - CSR	365.00	-
Enking International Foundation - Distribution Reimbursement	51.19	-
** Inclusive of indirect taxes		

Summary of significant accounting policies and other explanatory information

c) Balances receivable/(payable)

(₹ In Lakh)

Particulars	As at 31st March, 2023 (₹)	As at 31st March, 2022 (₹)
On account of Loans, Advances and Trade Balances:		
Glofix Advisory Services Pvt. Ltd.	69.60	-
Amrut Nature Solutions Pvt. Ltd.	0.48	10.73
Enking International FZCO	62.58	4.98
Amrut Nature Solutions Pvt. Ltd. - Trade Balance (Payable)	19.88	-
GHG Reduction Technologies Pvt. Ltd. - Trade Balance (Payable)	1,039.15	-
Enking International Pte. Ltd.	12.21	-
On account of Investment:		
Amrut Nature Solutions Private Limited	204.26	0.51
Enking International FZCO	20.62	20.62
GHG Reduction Technologies Private Limited	74.85	24.95
Enking International Foundation	1.00	-
Enking International Pte. Ltd.	1,809.00	-
Glofix Advisory Services Private Limited	43.68	43.68
EKI One Community Projects Private Limited	10.00	-
EKI Two Community Projects Private Limited	10.00	-
EKI Power Trading Private Limited	10.00	-
Galaxy Certification Services Private Limited	10.00	-

- The Company's material related party transactions and outstanding balances are with related parties with whom the Company routinely enter into transactions are in the ordinary course of business.
- All outstanding balances are unsecured.
- Key Managerial Personnel are entitled to post-

employment benefits and other long term employee benefits recognised as per Ind AS 19 - 'Employee Benefits' in the Standalone Ind AS financial statements. As these employee benefits are lump sum amounts provided on the basis of actuarial valuation, the same is not included above.

38. Fair value measurements

(i) Financial instruments by category

Particulars	31 March 2023		31 March 2022		1 April 2021	
	FVTPL	Amortised cost	FVTPL	Amortised cost	FVTPL	Amortised cost
Financial assets						
Investments	2,400.16	-	2,273.14	-	0.03	-
Security deposits	-	92.14	-	97.71	-	61.32
Trade receivables	-	3,451.67	-	13,955.71	-	653.69
Cash and cash equivalents	-	3,596.37	-	973.26	-	1,560.37
Other bank balances	-	9,648.81	-	387.76	-	33.00
Financial liabilities						
Borrowings	-	6,490.93	-	84.87	-	146.51
Trade payables	-	6,436.31	-	10,669.17	-	1,237.24
Other financial liabilities	-	562.34	-	1,409.31	-	16.16

The Company's principal financial liabilities comprise of trade and other payables and the Company's principal financial assets include investments in mutual funds, trade and other receivables and cash and cash equivalents that derive directly from its operations.

(ii) The carrying amounts of trade receivables, trade payables, cash and cash equivalents and other bank balances are considered to be the same as their fair values, due to their short-term nature. Difference between carrying amounts and fair values of bank deposits, earmarked balances with banks, other

Summary of significant accounting policies and other explanatory information

financial assets, other financial liabilities subsequently measured at amortised cost is not significant in each of the years presented. For all other amortised cost instruments, carrying value represents the best estimate of fair value.

For the financial assets measured at fair values, the carrying amounts are equal to the fair values.

(iii) Valuation technique used to determine fair value:

The fair value of the financial assets and liabilities is reported at the amount at which the instrument could be exchanged in a current transaction between willing parties other than in a forced or liquidation sale. The following methods and assumptions were used to estimate the fair values:
a. The use of directly observable unquoted prices received from the respective mutual funds.

(iv) Fair Value hierarchy:

Financial assets and financial liabilities measured at fair value in the balance sheet are grouped into three Levels of a fair value hierarchy. The three levels are defined based on the observability of significant inputs to the measurement, as follows:

Level 1: Quoted prices (unadjusted) in active markets for identical assets or liabilities.

Level 2: Inputs other than quoted prices included within Level 1 that are observable for the asset or liability, either directly or indirectly.

Level 3: Unobservable inputs for the asset or liability.

The following table shows the Levels within the hierarchy, of financial assets and liabilities measured at fair value on a recurring basis as at 31 March 2023, 31 March 2022 and 1 April 2021:

Quantitative disclosures of fair value measurement hierarchy as at 31 March 2023:

(₹ In Lakh)

Particulars	Level 1	Level 2	Level 3
Quantitative disclosures of fair value measurement hierarchy as at 31 March 2023:			
Financial Assets measured at FVTPL			
Investments	2,400.16	-	-
Quantitative disclosures of fair value measurement hierarchy as at 31 March 2022:			
Financial Assets measured at FVTPL			
Investments	2,273.14	-	-
Quantitative disclosures of fair value measurement hierarchy as at 1 April 2021:			
Financial Assets measured at FVTPL			
Investments	0.03	-	-

39. Financial Risk Management objectives and policies:

The Company is exposed to financial risks arising from its operations and the use of financial instruments. The key financial risks include market risk, credit risk and liquidity risk. The Company's risk management policies are established to identify and analyse the risks faced by the Company and seek to, where appropriate, minimize potential impact of the risk and to control and monitor such risks. There has been no change to the Company's exposure to these financial risks or the manner in which it manages and measures the risks.

The following sections provide details regarding the Company's exposure to the financial risks associated with financial instruments held in the ordinary course of business and the objectives, policies and processes for management of these risks.

(i) Market risk

Market risk is the risk of loss of future earnings, fair value or future cash flows of a financial instrument

that will fluctuate because of changes in market rates and prices. The Company is exposed to market risk primarily related to interest rate risk. Thus, the Company's exposure to market risk is a function of investing and operating activities in foreign currencies.

(a) Interest rate risk:

Interest rate risk is the risk that the fair value or future cash flows of the Company and the Company's financial instruments will fluctuate because of changes in market interest rates. The Company's investment in deposits with banks are for short durations and therefore do not expose the Company to significant interest rate risk. Further, the terms loans availed by the Company carries a fixed interest rate and therefore not subject to interest rate risk since neither the carrying value nor the future cash flows will fluctuate because of the change in market interest rates.

The Company's policy is to manage its interest rate risk by investing in fixed deposits, debt securities and debt

Summary of significant accounting policies and other explanatory information

mutual funds. Further, as there are no borrowings, the company's policy to manage its interest cost does not arise.

The Company's exposure to changes in interest rates relates primarily to the Company's outstanding floating rate debt.

The exposure of the Company to fixed rate and variable rate instruments at the end of the reporting period are as follows:

Particulars	₹ In Lakh		
	As at 31st March, 2023 (₹)	As at 31st March, 2022 (₹)	As at 1st April, 2021 (₹)
Fixed rate instruments			
Financial assets			
Deposits with banks	10,863.56	387.76	33.00
Financial liabilities			
Vehicle loans from banks	129.22	77.24	130.39
Variable rate instruments			
Financial liabilities			
Project Financing Loan	2,149.00	-	-
Working capital loans	2,495.41	-	54.31

Interest Rate Sensitivity

The following table demonstrates the sensitivity to a reasonably possible change in interest rates on the variable rate instruments. With all other variables held constant, the Company's profit before tax is affected through the impact on floating rate borrowings as follows (considering closing outstanding balance as average outstanding balance for the period):

Particulars	Change in basis points	31 March 2023	31 March 2022	1 April 2021
Increase in basis points	50.00	23.22	-	0.27
Decrease in basis points	(50.00)	(23.22)	-	(0.27)

(b) Currency Risk:

Currency risk is the risk that the value of a financial instrument will fluctuate due to changes in foreign exchange rates. The Company's exposure to the risk of change in foreign exchange rates relates primarily to the Company's operating activities (when revenue or expense is denominated in foreign currency).

The Company has transactional currency exposures arising from goods sold/purchased or services provided/availed that are denominated in a currency other than the functional currency.

Foreign currency exposure as at each reporting date:

Particulars	31 March 2023		31 March 2022		1 April 2021	
	Foreign currency	₹	Foreign currency	₹	Foreign currency	₹
Financial assets						
- USD	39.74	3,263.00	167.30	12,697.92	10.88	810.42
Account Receivables	29.68	2,436.97	167.30	12,697.92	10.88	810.42
Advance to Vendors	9.57	786.55	-	-	-	-
Cash and Cash Equivalents	0.48	39.48	-	-	-	-
- AUD	0.06	3.32	0.06	3.44	-	-
Account Receivables	0.06	3.32	0.06	3.44	-	-
- EURO	0.83	74.18	4.00	336.96	2.63	234.01
Account Receivables	0.38	34.27	3.75	315.91	2.63	234.01
Advance to Vendors	0.45	39.91	0.25	21.05	-	-
- GBP	0.00	0.10	0.00	0.10	-	0.09
Account Receivables	0.00	0.10	0.00	0.10	0.00	0.09
- TL	0.03	0.11	-	-	-	-
Cash and Cash Equivalents	0.03	0.11	-	-	-	-

Summary of significant accounting policies and other explanatory information

Particulars	31 March 2023		31 March 2022		1 April 2021	
	Foreign currency	₹	Foreign currency	₹	Foreign currency	₹
Financial liabilities						
- AED	-	-	0.01	0.20	-	-
Account Payable	-	-	0.01	0.20	-	-
- USD	219.62	17,494.49	3.04	230.99	1.29	96.49
Account Payable	219.62	17,494.49	3.02	229.33	1.29	96.49
Advance from Customer	-	-	0.02	1.66	-	-
- EURO	-	-	-	-	0.86	75.93
Account Payable	-	-	-	-	0.86	75.93

39. Financial Risk Management objectives and policies (continued):

The following table demonstrates the sensitivity to a reasonably possible change in foreign currency to the

Indian Rupee with all other variables held constant. The impact on the Company's profit before tax due to changes in the fair value of monetary assets and liabilities is given below:

Particulars	Change	31 March 2023	31 March 2022	1 April 2021
USD sensitivity				
₹/USD - Increase by	5.00%	(711.57)	623.35	35.70
₹/USD - Decrease by	-5.00%	711.57	(623.35)	(35.70)
EURO sensitivity				
₹/EURO - Increase by	5.00%	3.71	16.85	6.88
₹/EURO - Decrease by	-5.00%	(3.71)	(16.85)	(6.88)
AUD sensitivity				
₹/AUD - Increase by	5.00%	0.17	0.17	-
₹/AUD - Decrease by	-5.00%	(0.17)	(0.17)	-
TL sensitivity				
₹/TL - Increase by	5.00%	0.01	-	-
₹/TL - Decrease by	-5.00%	(0.01)	-	-
AED sensitivity				
₹/AED - Increase by	5.00%	-	(0.01)	-
₹/AED - Decrease by	-5.00%	-	0.01	-
GBP sensitivity				
₹/GBP - Increase by	5.00%	0.01	0.00	0.00
₹/GBP - Decrease by	-5.00%	(0.01)	(0.00)	(0.00)

(c) Other price risk

Other price risk is the risk that the fair value or future cash flows of the Company's financial instruments will fluctuate because of changes in market prices (other than those arising from interest rate risk or currency risk), whether those changes are caused by factors specific to the individual financial instrument or its issuer or by factors affecting all similar financial instruments traded in the market.

The Company based on working capital requirement keeps its liquid funds in current accounts. Excess funds are invested in current instruments.

The following table demonstrates the sensitivity of the Company's un-quoted investments on the profit [increase/(decrease)] for the period. The analysis is based on the assumption that net asset values has increased or decrease by 10%, with all other variables held constant.

Summary of significant accounting policies and other explanatory information

Particulars	Change	31 March 2023	31 March 2022	1 April 2021
Net Asset value sensitivity				
- Increase by	10.00%	-	-	-
- Decrease by	-10.00%	-	-	-

(ii) Credit risk:

Credit risk is the risk that counterparty will not meet its obligations under a financial instrument or customer contract, leading to a financial loss. The Company is exposed to credit risk from its operating activities (primarily trade receivables and deposits) and from its investing activities, including deposits with banks and other financial instruments.

In addition, receivable balances are monitored on an ongoing basis with the result that the Company's exposure to bad debts is not significant.

(a) Exposure to credit risk:

At the end of the reporting period, the Company's maximum exposure to credit risk is represented by the carrying amount of each class of financial assets recognised in the statement of financial position. No other financial assets carry a significant exposure to credit risk.

(b) Credit risk concentration profile:

At the end of the reporting period, there were no significant concentrations of credit risk. The maximum exposures to credit risk in relation to each class of recognised financial assets is represented by the carrying amount of each financial assets as indicated in the balance sheet.

(c) Financial assets that are neither past due nor impaired:

None of the Company's cash equivalents, other bank balances, security deposits and other receivables were past due or impaired as at 31 March 2023. Trade and other receivables including loans that are neither past due nor impaired are from creditworthy debtors. Cash and short-term deposits investment securities that are neither past due nor impaired, are placed with or entered with reputable banks or financial institutions or companies with high credit ratings and no history of default.

(d) Financial assets that are either past due or impaired:

The Company doesn't have any significant trade receivables or other financial assets which are either past due or impaired. The Company's exposure to credit risk is influenced mainly by the individual characteristics of each customer. However, the Management also evaluates the factors that may influence the credit risk of its customer base, including the default risk. The Company's receivables turnover is quick and historically, there was no significant default on account of trade and other receivables. An impairment analysis is performed at each reporting date on an individual basis for major clients. The Company has used a practical expedient by computing the expected credit loss allowance for trade receivables based on a provision matrix. The provision matrix takes into account historical credit loss experience and is adjusted for forward looking information.

39. Financial Risk Management objectives and policies (continued):

(iii) Liquidity risk:

Liquidity risk is the risk that the Company will not be able to meet its financial obligations as they become due. The Company manages its liquidity risk by ensuring, as far as possible, that it will always have sufficient liquidity to meet its liabilities when due, under both normal and stressed conditions, without incurring unacceptable losses or risk to the Company's reputation.

Management monitors rolling forecasts of the Company's liquidity position comprising the cash and cash equivalents including other bank balances and investments in mutual funds on the basis of expected cash flows.

The table below summarises the maturity profile of the Company's financial liabilities based on contractual undiscounted payments as of 31 March 2023:

Summary of significant accounting policies and other explanatory information

Particulars	On Demand	Upto 1 Year	1 to 3 Years	After 3 Years
Borrowings	2,495.71	1,746.18	2,181.58	67.46
Trade payables	-	6,436.31	-	-
Other financial liabilities	-	562.34	-	-

The table below summarises the maturity profile of the Company's financial liabilities based on contractual undiscounted payments as of 31 March 2022:

Particulars	On Demand	Upto 1 Year	1 to 3 Years	After 3 Years
Borrowings	-	84.87	-	-
Trade payables	-	10,669.17	-	-
Other financial liabilities	-	1,409.31	-	-

The table below summarises the maturity profile of the Company's financial liabilities based on contractual undiscounted payments as of 1 April 2021:

Particulars	On Demand	Upto 1 Year	1 to 3 Years	After 3 Years
Borrowings	-	70.43	76.08	-
Trade payables	-	1,237.24	-	-
Other financial liabilities	-	16.16	-	-

40. Capital management

Capital includes equity capital and all other reserves attributable to the equity holders of the parent. The primary objective of the capital management is to ensure that it maintain an efficient capital structure and healthy capital ratios in order to support its business and maximise shareholder's value. The Company manages its capital structure and make adjustments to it, in light of changes in economic

conditions or its business requirements. To maintain or adjust the capital structure, Company may adjust the dividend payment to shareholders return capital to shareholders or issue new shares.

The Company monitors capital using a debt to capital employed ratio which is debt divided by total capital plus debt. The Company's policy is to keep this ratio at an optimal level to ensure that the debt related covenants are complied with.

Particulars	As at 31st March, 2023 (₹)	As at 31st March, 2022 (₹)
Borrowings #	6,490.93	84.87
Less: Cash and cash equivalents (including other bank balances)	13,245.18	1,361.02
Net Debt	(6,754.25)	(1,276.15)
Total equity	54,145.14	40,968.19
Equity and net debt	47,390.89	39,692.04
Gearing ratio	-14.25%	-3.22%

Total Borrowings include long-term borrowing, current maturities of long-term borrowings and working capital loans like cash credit and buyer's credit.

In order to achieve this overall objective, the Company's capital management, amongst other things, aims to ensure that it meets the financial covenants attached to interest bearing loans and borrowings that define capital structure requirements. Breaches in meeting the financial covenants would permit the bank to immediately call back loans and borrowings.

There have been no breaches in the financial covenants of any interest bearing loans

and borrowings in the current period. No changes were made in the objectives, policies or processes for managing the capital during the year ended 31 March 2023 and 31 March 2022.

41. Contract Asset and Contract Liability

The amount spent by the company towards fulfilling its performance obligation (or part thereof) in accordance with contracts entered with counter party before the invoicing from such contract is due as per the Ind AS - 115 is recognized as Contract Assets in these financials. A contract asset is an entity's right to the assets for performance obligation that the entity has executed in accordance with the contract.

Summary of significant accounting policies and other explanatory information

Changes in Contract Asset are as follows:

Particulars	As at 31st March, 2023 (₹)	As at 31st March, 2022 (₹)
Balance at the beginning of the year	-	-
Invoices raised that were included in the Contract Assets at the beginning of the year	-	-
Increase due to amount spent towards performance obligations (of part thereof), without invoicing	7,707.16	-
Translation exchange difference	-	-
	7,707.16	-

Correspondingly, the amount received from counter party of the contract is recognized as Contract Liability and the same is accordingly classified as revenue from operations in accordance with the

satisfactory performance obligation of the company in due course of the contract from time to time, when such performance obligation is executed as per the contract.

Changes in Contract Liability are as follows:

Particulars	As at 31st March, 2023 (₹)	As at 31st March, 2022 (₹)
Balance at the beginning of the year	-	-
Revenue recognized that was included in the Contract Liability balance at the beginning of the year	-	-
Increase due to amount received as advance for performance obligations (of part thereof), without invoicing	19,328.66	-
Translation exchange difference	-	-
	19,328.66	-

During the Financial year, Revenue Recognition for certain contracts wherein the Company has agreed to deliver consultancy services and Verified Carbon Units, revenue was recognized upon deployment of carbon credit eligible projects instead of complying with performance obligation as required in the contract. The management was then of the opinion that it has duly satisfied the performance obligations under these arrangements and has accrued corresponding revenue and cost in accordance with

the terms of the contract. However, after considering the views of experts in respect of Ind AS - 115, the management of the company has consented that the revenue and corresponding cost shall be recognized upon complying with the entire performance obligation of as mentioned in the contract, instead of substantial performance obligation and accordingly the adjustment in respect of contract assets and contract liability is made as above.

42. Segment reporting

The Company is into climate change & sustainability advisory and carbon offsetting, along with business excellence services which includes ISO certification, management training on JIT / Kaizen etc., and electrical safety audits. The Board of Directors of the Company have identified the Managing Director as being the chief operating decision maker (CODM), evaluates the Company performance, allocate resources based on the analysis of the various performance indicators of the Company. As per the requirements of Ind AS 108 - "Operating Segments",

the company has two reportable segments as under:

- Trading Segment:** where the carbon credits are purchased from various vendors and are sold to customers
- Generation Segment:** where the carbon credits are issued from the projects implemented, developed and owned by the company.

The revenue of both these segments are earned majorly from sale of carbon credits, however the decision of CODM is derived separately in both these segments considering the variable outcomes of the respective segments.

Summary of significant accounting policies and other explanatory information

Details of the reportable Operating Segments of the company and the identifiable items of Generation Segment is as under:

Particulars	Trading Segment 31 March 2023	Generation Segment 31 March 2023	Trading Segment 31 March 2022	Generation Segment 31 March 2022	Total 31 March 2023	Total 31 March 2022
Segment Assets	81,280.05	7,553.18	55,791.86	405.02	88,833.23	56,196.88
- Intangible Assets	-	314.58	-	-	-	-
- Intangible Assets Under Development	-	7,237.76	-	393.22	-	-
- Inventories	-	0.05	-	-	-	-
- Trade Receivables	-	0.79	-	-	-	-
- Other Current Assets	-	-	-	11.80	-	-
Segment Liabilities	34,249.13	438.96	15,228.69	-	34,688.09	15,228.69
- Trade Payables	-	438.96	-	-	-	-
Segment Revenue	1,25,597.57	3,047.08	1,80,011.77	-	1,28,644.65	1,80,011.77
- Sale of products - Carbon credits	-	3,047.08	-	-	-	-
Segment Expenses	1,13,222.38	149.29	1,28,602.31	-	1,13,371.67	1,28,602.31
Depreciation	-	78.64	-	-	-	-
Project Registration, Verification, Validation, Issuance and DOE expenses	-	70.65	-	-	-	-

The above details are segregated basis identifiable items of generation segment. Other items of assets, liabilities, income and expenses are either for trading segment or are unallocable.

(i) Analysis of Company's revenues (excluding other income) based on the geography

Particulars	As at 31st March, 2023 (₹)	As at 31st March, 2022 (₹)
- Domestic	7,578.46	2,221.59
- Exports	121,066.19	1,77,790.19
	1,28,644.65	1,80,011.77

(ii) Analysis of Company's non-current assets (other than financial instruments and deferred tax assets) based on geography

Particulars	As at 31st March, 2023 (₹)	As at 31st March, 2022 (₹)	As at 1st April, 2021 (₹)
- In India	18,414.95	3,283.65	608.01
- Outside India	-	-	-
	18,414.95	3,283.65	608.01

43. Dues to Micro and small enterprises

The Micro, Small and Medium Enterprises have been identified on the basis of the information available with the Company. This has been relied upon by the auditors. Dues to such parties are given below:

Summary of significant accounting policies and other explanatory information

Particulars	As at 31st March, 2023 (₹)	As at 31st March, 2022 (₹)	As at 1st April, 2021 (₹)
(a) The principal amount remaining unpaid as at the end of the year	-	3.47	11.33
(b) The amount of interest accrued and remaining unpaid at the end of the year	-	-	-
(c) Amount of interest paid by the Company in terms of Section 16, of (MSMED Act, 2006) along with the amounts of payments made beyond the appointed date during the year.	-	-	-
(d) Amount of interest due and payable for the period of delay in making payment without the interest specified under the (MSMED Act, 2006).	-	-	-
(e) The amount of further interest remaining due and payable in the succeeding years, until such date when the interest dues as above are actually paid to the small enterprise for the purpose of disallowance as a deductible expenditure under Section 23 of the (MSMED Act, 2006).	-	-	-

44. Employee Stock Option Plan

The establishment of the EKI Employee Stock Option Scheme was approved by shareholders in their Annual General Meeting on 30th August 2021. The Employee Option Plan is designed to provide incentives to employees to deliver long-term returns. Under the plan, participants are granted options which vest in six tranches in two years from the grant date. Participation in the plan is at the board's discretion

and no individual has a contractual right to participate in the plan or to receive any guaranteed benefits.

Once vested, the options remain exercisable for a period of three years.

Options carry no dividend or voting rights until they are exercised. When exercisable, each option is convertible into one equity share. The exercise price of the options is Rs. 200/- (Rs. 800 pre-bonus).

Particulars	No. of Options Pre-Bonus 31 March 2023	No. of Options Post-Bonus 31 March 2022
No. of options granted	43,120	1,72,480
No. of options vested	21,560	86,240
No. of options exercised	51,55,500	2,06,22,000

Accordingly, the company has recorded the following transactions in these financials

Particulars Grant Date: 1st Nov, 2021	%age of Options Ex-ercisable	Average Value of Options (pre-bonus) (in Rs.)	Average Value of Options (post-bonus) (in Rs.)	Employee Stock Option Cost till 31 March 2023 (in Rs. Lakhs)
Exercisable on 01.11.2022	25.00%	2563.72	640.93	233.47
Exercisable on 31.03.2023	25.00%	2563.72	640.93	233.47
Exercisable on 30.06.2023	12.50%	2563.72	640.93	99.22
Exercisable on 30.09.2023	12.50%	2563.72	640.93	86.28
Exercisable on 31.12.2023	12.50%	2563.72	640.93	76.33
Exercisable on 31.03.2024	12.50%	2563.72	640.93	68.43
				797.19

Summary of significant accounting policies and other explanatory information

Also, the company had granted 6,694 options (pre-bonus, post bonus equivalent options will be 26,776 options) to its employees, who were later transferred to Amrut Nature Solutions Private Limited. Considering the Employee Stock Option Policy of the company, options can be granted and stay vested for employees of group concerns as well. Moreover, since these options were granted to the employees when they were employees of EKI Energy Services Limited, the options are not cancelled by the company and the entire expenses of stock options is to be borne by EKI Energy Services Limited and not the transferee company. However, owing to the fact that these employees are no longer employees of the company, the entire amount of expenses to be recognized basis the fair valuation of the options for such options so granted was recognized as expenses by the company during the year. Accordingly, an amount of Rs. 171.62 lakhs was charged to profit and loss account considering the expenses to be recognized based on the fair valuation of the options so granted to the employees, who were later transferred to group concerns.

During the year, out of total 172,480 options granted, 15,413 options were exercised during the financial year 2022-23. Accordingly, an amount of Rs. 128.07 lacs was credited by the company in its securities premium account and correspondingly an amount of Rs. 98.80 Lacs is adjusted against Employee Stock Option Reserve. The fair value of the options granted is computed under Black Scholes Model by

an Independent Valuer pursuant to Ind AS 102 - Share based payments.

45. Transfer Pricing Adjustment

As per transfer pricing legislation under section 92-92F of the Income Tax Act, 1961, the Company is required to use certain specific methods in computing arm's length prices of certain domestic and certain international transaction with associated enterprises and maintain adequate documentation in this respect. The legislations require that such information and documentation to be contemporaneous in nature, the Company has appointed independent consultant (the 'Consultant') for conducting the Transfer Pricing Study (the 'Study') to determine whether the transactions with associate enterprises undertaken during the Financial year are on an "arm's length basis". Management is of the opinion that the Company's domestic and international transactions are at arm's length & require no transfer pricing adjustments.

46. Corporate Social Responsibility

The Company has formulated CSR committee and has set responsibility thereon to plan for expenditures on CSR as per the applicable provisions of the Companies Act, 2013. The company has incurred an amount of Rs. 3,65,00,000/- (Previous Year 21,19,000/-) on account of its contribution for Corporate Social Responsibility for F.Y. 2022-23, at the rate of 2% of the average adjusted Net Profit for the previous three years. The CSR policy and the procedures in relation to it are in line with the requirements of the law.

Details of Corporate Social Responsibility

	31 March 2023	31 March 2022
Amount required to be spent by the company	365.00	21.19
Amount of expenditure incurred	365.00	21.19
Shortfall at the end of the year	-	-
Total of previous shortfall	-	-
Reason for shortfall	-	-
Nature of CSR Activities		
Incurred for charitable purposes and community rural upliftment		
Details of related party transactions	365.00	-

47. Director's Remuneration

Description	For the period 31 March 2023	For the period 31 March 2022
Salaries, wages and bonus	1,014.58	744.57
Contribution to provident and other funds	2.30	1.07
Perquisites	-	-
	1,016.89	745.64

Summary of significant accounting policies and other explanatory information

48. Payment to Auditors

Description	For the period 31 March 2023	For the period 31 March 2022
Statutory Audit	27.50	8.26
Limited Review, Tax Audit & Others	10.23	4.43
	37.73	12.69

49. Bonus:

Pursuant to the approval of the Company's shareholders, the company has issued bonus shares on 5 July 2022 in proportion of three equity shares for every one equity shares held. Accordingly, an amount of Rs. 2062.20 Lakhs was transferred by the company from 'Other Equity' to 'Equity Share Capital' (Rs. 1387.85 Lakhs from Security Premium Reserve and Rs. 674.35 Lakhs from Retained Earnings respectively). Accordingly, the basic and diluted earnings per share have been adjusted in accordance with Ind AS-33 "Earnings Per Share".

50. First time adoption:

In preparing its opening Ind AS balance sheet, the Company has adjusted the amounts reported previously in financial statements prepared in accordance with the accounting standards notified under Companies (Accounting Standards) Rules, 2006 (as amended) and other relevant provisions of the Act ("previous GAAP"). The exemptions and exceptions applied by the Company in accordance with Ind AS 101 'First-time Adoption of Indian Accounting Standards' along with the reconciliations of equity, total comprehensive income and statement of cash flows in accordance with Previous GAAP to Ind AS are explained below.

Exemptions from retrospective application:

Exemptions applied Ind AS 101 allows first-time adopters certain exemptions from the retrospective application of certain requirements under Ind AS. The Company has applied the following exemptions:

- a) Property, plant and equipment and intangible assets
- Deemed Cost Ind AS 101 permits a first time adopter

to elect to continue with the carrying value for all of its property, plant and equipment as recognised in the financial statements as at the date of transition to Ind AS, measured as per the previous GAAP and use that as its deemed cost as at the date of transition after making necessary adjustments for decommissioning liabilities included in the cost of property, plant and equipment (Para D7AA of Appendix D). This exemption can also be used for intangible assets covered by Ind AS 38 'Intangible Assets' and investment property covered by Ind AS 40 'Investment Properties'. Accordingly, the Company has elected to measure all of its property, plant and equipment at their previous GAAP carrying value.

- b) The estimates as at 1 April 2021 are consistent with those made for the same dates in accordance with Indian GAAP (after adjustments to reflect any differences in accounting policies) apart from impairment of financial assets based on expected credit loss model where application of Indian GAAP did not require estimation. The estimates used by the Company to present these amounts in accordance with Ind AS reflect conditions at 1 April 2021 (transition date) and 31 March 2022.

Other comprehensive income (OCI): Under Indian GAAP, the Company had not presented other comprehensive income separately. Hence, it has reconciled Indian GAAP profit or loss to profit or loss as per Ind AS. Further, Indian GAAP profit or loss is reconciled to total comprehensive income as per Ind AS.

Cash flow statement - The transition from Indian GAAP to Ind AS has not had a material impact on the statement of cash flows.

(i) Reconciliation of total equity

Particulars	31st March 2022 (₹)
Total equity under previous GAAP	40,998.91
Add/(less): Adjustment for GAAP differences	
- In relation to investment property	(47.28)
- In relation to fair valuation of investments	10.68
- In relation to Right of Use Assets and Lease Liabilities	(3.48)
- In relation to tax adjustments on above items	9.36
Equity as per Ind-AS	40,968.19

Summary of significant accounting policies and other explanatory information

50. First time adoption: (continued)

(ii) Reconciliation of total comprehensive income

	Notes	For the Year Ended 31st March 2022 (₹)
Profit after tax under Previous GAAP		38,303.69
Add/(less): Adjustment for GAAP differences		
- Change in fair value of investments	(a)	10.97
- Depreciation on ROU Asset classified as Investment Property	(b)	(26.12)
- Remeasurement of post-employment benefit obligations	(c)	12.05
- Deferred tax due to Ind AS adjustments	(d)	5.96
Net profit after tax as per Ind AS		38,306.55
Other comprehensive income		(12.05)
Tax on above		(3.17)
Total comprehensive income as per Ind AS		38,291.33

- a) As on the date of transition, the company decided to classify non-current investments as Financial Assets which are measured at fair value with gains or losses recognised in profit and loss (FVTPL). As per previous GAAP these are carried at cost. However, provision for permanent diminution in value is made to recognize any decline other than temporary in value of investments. As per Ind AS 109 all Equity Investments within the scope of Ind AS 109 are measured at Fair Value with the default recognition of gains and losses in Profit and Loss (FVTPL).
- b) Leasehold lands held by the company as investments was reported at cost under Indian GAAP. Pursuant to transition to Ind AS, these investments are disclosed as Right of Use assets under Investment property. Accordingly, depreciation is charged on such investments on the basis of their respective lease tenure on straight line basis. Moreover, lease rentals are discounted and recognized as right of use assets by the company for certain lease payouts. Accordingly, rent, interest and depreciation expenses are adjusted.
- c) Both under Indian GAAP and Ind AS, the Company recognized costs related to its post-employment defined benefit plan on an actuarial basis. Under Indian GAAP, the entire cost, including actuarial gains and losses, were charged to profit or loss. Under Ind AS, remeasurements comprising of actuarial gains and losses are recognized immediately in the balance sheet with a corresponding debit or credit to retained earnings through OCI.
- d) Deferred taxes have been recognised on the adjustments made on transition to Ind AS.

Summary of significant accounting policies and other explanatory information

51. Ratios to be disclosed as per the requirements of the Companies Act, Schedule III

Particulars	For the period ended on 31st March 2023	For the period ended on 31st March 2022
a) Current Ratio		
Current Assets (numerator)	70,418.23	52,893.51
Current Liabilities (denominator)	12,783.93	15,054.15
Current Ratio	5.51	3.51
% Change as compared to the preceding year ^	56.77%	
b. Debt-Equity Ratio		
Total Debt (numerator)	6,490.93	84.87
Shareholder's Equity (denominator)	54,145.14	40,968.19
Debt-Equity Ratio	0.12	0.00
% Change as compared to the preceding year ^	5686.82%	
c. Debt Service Coverage Ratio		
Earnings available for debt service (numerator)*	12,918.86	38,448.08
Debt service (denominator)	6,490.93	84.87
Debt Service Coverage Ratio	1.99	453.02
% Change as compared to the preceding year ^	-99.56%	
* Earnings available for debt service = Net Profit + Finance Cost + Depreciation		
d. Return on Equity Ratio		
Profit / (Loss) for the year (numerator)	11,955.21	38,291.47
Average Shareholder's Equity (denominator)	54,145.14	40,968.19
Return on Equity Ratio	0.22	0.93
% Change as compared to the preceding year ^	-76.38%	
e. Dividend Payout Ratio		
Dividend paid during the year (numerator)	1,374.80	68.74
Net income for the year (denominator)	11,955.21	38,291.47
Dividend Payout Ratio	0.11	0.00
% Change as compared to the preceding year ^	6305.82%	
f. Inventory Turnover Ratio		
Revenue from operations (numerator)	1,28,644.65	1,80,011.77
Average Inventory (denominator)	25,662.56	9,797.14
Inventory Turnover Ratio	5.01	18.37
% Change as compared to the preceding year ^	-72.72%	
g. Trade Receivable Turnover Ratio		
Revenue from operations (numerator)	1,28,644.65	1,80,011.77
Average Trade Receivable (denominator)	8,703.69	7,304.70
Trade Receivable Turnover Ratio	14.78	24.64
% Change as compared to the preceding year ^	-40.02%	
h. Trade Payable Turnover Ratio		
Purchases (numerator)	1,00,948.89	1,33,308.90
Average Trade Payable (denominator)	8,552.74	5,953.21
Trade Payable Turnover Ratio	11.80	22.39
% Change as compared to the preceding year ^	-47.29%	

Summary of significant accounting policies and other explanatory information

Particulars	For the period ended on 31st March 2023	For the period ended on 31st March 2022
i. Net Capital Turnover Ratio		
Revenue from operations (numerator)	1,28,644.65	1,80,011.77
Working Capital (denominator)	57,634.30	37,839.36
Net Capital Turnover Ratio	2.23	4.76
% Change as compared to the preceding year ^	-53.08%	
j. Net Profit Ratio		
Profit / (Loss) for the year (numerator)	11,955.21	38,291.47
Revenue from operations (denominator)	1,28,644.65	1,80,011.77
Net Profit Ratio	0.09	0.21
% Change as compared to the preceding year ^	-56.31%	
k. Return on capital employed		
Earnings before interest and taxes (numerator)	17,116.83	51,585.35
Capital Employed (denominator)	60,636.07	41,053.06
Return on capital employed	0.28	1.26
% Change as compared to the preceding year ^	-77.53%	
l. Return on investments		
Profit before taxes (numerator)	16,560.22	51,540.09
Total Assets (denominator)	88,833.23	56,196.88
Return on investments	0.19	0.92
% Change as compared to the preceding year ^	-79.67%	

^ Explanation for change in ratio of more than 25%:

- Financial year 2021-22 was an exceptional year for the company as the prices for carbon credits vis-à-vis demand for the credits increased substantially. The company held its leadership position in the market and capitalized on the opportunities during the FY 2021-22. Owing to substantial increase in the values as the end on FY 2021-22 as compared to as at the end of FY 2020-21, the ratios stands disrupted as the calculations were made on year end figures whereas the resources were increased only gradually during the year.
- During the FY 2022-23, owing to various reasons as stated by the company in its investor presentation the overall business of the company slowed-down during the second half of the year. The broad reasons for such slow-down are low pricing of environmental commodity, impact due to international geopolitical turmoil, high interest rate, inflation, regulatory changes, Media trial of green house mitigation projects, rating of project etc.
- The profit margins of the company has also shrunk owing to unstable market and industry of carbon credit business. The overall business and industry of the company is at nascent stage and accordingly the ratios of the company may vary year on year and not depict the correct trend analysis."

52. Additional regulatory information not disclosed elsewhere in the Financial Statements

- The Company does not have any benami property and

no proceedings have been initiated on or are pending against the Company for holding benami property under the Benami Transactions (Prohibition) Act, 1988 (45 of 1988) and Rules made thereunder.

- The Company has not been declared a 'Wilful Defaulter' by any bank or Financial institution (as defined under the Companies Act, 2013) or consortium thereof, in accordance with the guidelines on wilful defaulters issued by the Reserve Bank of India.
- The Company has complied with the number of layers prescribed under clause (87) of section 2 of the Act read with Companies (Restriction on number of Layers) Rules, 2017.
- The Company does not have any charges or satisfaction which is yet to be registered with Registrar of Companies (ROC) beyond the statutory period.
- The Company does not have any such transaction which is not recorded in the books of accounts that has been surrendered or disclosed as income during the year in the tax assessments under the Income Tax Act, 1961 (such as, search or survey or any other relevant provisions of the Income Tax Act, 1961).
- The Company has not traded or invested in crypto currency or virtual currency during the current or previous year.
- The Company has not revalued its property, plant and equipment (including right-of-use assets) or intangible assets or both during the current or previous year.

- h. The Company does not have any transactions with struck off companies.
- i. The Company has not entered into any scheme of arrangement which has an accounting impact on current or previous Financial year.
- j. "The Company has not advanced or loaned or invested funds to any other persons or entities, including foreign entities (Intermediaries) with the understanding that the Intermediary shall: (a) directly or indirectly lend or invest in other persons or entities identified in any manner whatsoever by or on behalf of the company (Ultimate Beneficiaries) or (b) provide any guarantee, security or the like to or on behalf of the Ultimate Beneficiaries"
- k. "The Company has not received any fund from any persons or entities, including foreign entities (Funding Party) with the understanding (whether recorded in writing or otherwise) that the Company shall: (a) directly or indirectly lend or invest in other persons or entities identified in any manner whatsoever by or on

behalf of the Funding Party (Ultimate Beneficiaries) or (b) provide any guarantee, security or the like on behalf of the Ultimate Beneficiaries"

53. Previous year figures

The Schedule III to the Companies Act, 2013 has been amended in respect of certain regrouping / disclosures vide notification dated 24 March 2021 which are applicable w.e.f. 1 April 2021. The figures have been presented in the above financial statements after considering the said amendments.

Also, the company has adopted Indian Accounting Standards for preparation and presentation of its financial statements and these are the first financial statements of the company presented under Ind AS.

For the above reasons, the figures of the corresponding previous year have been regrouped wherever considered necessary to correspond to current year disclosures.

This is the summary of significant accounting policies and other explanatory notes referred to in our report of even date.

For Dassani & Associates

Chartered Accountants
Firm's Registration No.: 009096C

CA. Udesb Dassani

Partner
Membership No.: 078588

Place: **Indore**
Date: **23.09.2023**

For and on behalf of Board of Directors of
EKI Energy Services Limited

Manish Kumar Dabkara
Managing Director
DIN: 03496566

Naveen Sharma
Director
DIN: 07351558

Mohit Agarwal
Chief Financial Officer

Itisha Sahu
Company Secretary

Place: **Indore**
Date: **23.09.2023**

ANNEXURE - I

Statement on Impact of Audit Qualifications (for audit report with modified opinion) submitted along-with Annual Consolidated Audited Financial Results

Statement on Impact of Audit Qualifications for the Financial Year ended March 31, 2023 [See Regulation 33 / 52 of the SEBI (LODR) (Amendment) Regulations, 2016]

I	Sr. No.	Particulars	Audited Figures (as reported before adjusting for qualifications)	Adjusted Figures (audited figures after adjusting for qualifications)
	1.	Turnover / Total income	Refer reporting in clause II (e) below	
	2.	Total Expenditure		
	3.	Net Profit/(Loss)		
	4.	Earnings Per Share		
	5.	Total Assets		
	6.	Total Liabilities		
	7.	Net Worth		
	8.	Any other financial item(s) (as felt appropriate by the management)		
II	Audit Qualification (each audit qualification separately): a. Details of Audit Qualification: M/s. Dassani and Associates, Joint Statutory Auditor of the Company has issued an audit qualification in their reported dated September 23rd 2023 on the Standalone and Consolidated Financials of the company for the period ended on March 31st 2023, basis certain observation on financial transactions raised by M/s Walker Chandiook & Co. LLP (WCC), another Joint Statutory Auditor of the Company u/s 143(12) of the Companies Act, 2013. b. Type of Audit Qualification : Qualified Opinion c. Frequency of qualification: First Time d. For Audit Qualification(s) where the impact is quantified by the auditor, Management's Views: Not Applicable e. For Audit Qualification(s) where the impact is not quantified by the auditor: (i) Management's estimation on the impact of audit qualification: Not ascertainable (ii) If management is unable to estimate the impact, reasons for the same: As mentioned by the Joint Statutory Auditor, M/s Dassani and Associates in their audit report dated September 23, 2023, clause 3, since the matter is sub-judice, impact shall only be quantified after conclusion of the matter. (iii) Auditors' Comments on (i) or (ii) above: We wish to draw attention to the respective reporting made in our audit report.			

As per our report of even date
For M/s Dassani and Associates
Chartered Accountants
FRN No. : 009096C

CA. Udesb Dassani
Partner
Membership No.: 078588

Place: **Indore**
Date: **23.09.2023**

For and on behalf of Board

Manish Kumar Dabkara
Managing Director

Ritesh Gupta
Chairman - Audit Committee

Mohit Agarwal
Chief Financial Officer

NOTICE OF 12TH ANNUAL GENERAL MEETING



Notice

NOTICE is hereby given that the **12th (TWELVETH) ANNUAL GENERAL MEETING** of the Members of EKI ENERGY SERVICES LIMITED will be held on Friday, 27th day of October, 2023 at 11:30 A.M. (IST) through Video Conferencing ("VC")/ Other Audio-Visual Means ("OAVM") for which purposes the registered office of the Company situated at 201, Plot 48, Scheme No. 78, Part II, Vijay Nagar, Indore, M.P., 452010 shall be deemed as the venue for the Meeting and the proceedings of the Annual General Meeting shall be deemed to be made there at, to transact the following businesses:

ORDINARY BUSINESS:

1. To receive, consider and adopt the standalone and consolidated audited financial statements of the Company for the financial year ended March 31, 2023, together with the Director's and Auditor's Reports thereon.
2. To appoint a director in place of Ms. Sonali Sheikh (DIN: 08219665), Whole Time Director, who retires by rotation and being eligible, offers herself for re-appointment.
3. To re-appoint M/s. Dassani & Associates, Chartered Accountants (FRN: 009096C), as statutory auditors of the Company and fix their remuneration.

To consider and if thought fit, to pass the following resolution as an Ordinary Resolution:

"RESOLVED THAT pursuant to the provisions of section 139, 141, 142 and other applicable provisions, if any, of the Companies Act, 2013 ("the Act") read with the Companies (Audit and Auditors) Rules, 2014, [including any statutory modification(s) or re-enactment(s) thereof, for the time being in force] and pursuant to the recommendation of the Audit Committee and the Board of Directors, M/s Dassani & Associates, Chartered Accountants (ICAI Firm Registration No. 009096C), be and hereby are re-appointed as the statutory auditors of the Company, for a second term of 5 (five) consecutive years to hold office from the conclusion of this Annual General Meeting ("AGM") till the conclusion of the 17th AGM, on such remuneration plus taxes and re-imbursement as may be determined by the Board of Directors of the Company (including its committees thereof) and statutory auditors in addition to the out-of-pocket expenses as may be incurred by them during the course of the audit;

RESOLVED FURTHER THAT the Board of Directors of the Company (including its Committee thereof) be and are hereby authorized to do all such acts, deeds, matters and things and to take all such steps as may be required in this connection including seeking all necessary approvals to give effect to this resolution, for matters connected therewith, or incidental thereto and to settle any questions, difficulties or doubts that may arise in this regard."

SPECIAL BUSINESS:

4. To approve revision in the remuneration of Mr. Manish Kumar Dabkara (DIN: 03496566), Chairman and Managing Director of the Company.

To consider and if thought fit, to pass the following resolutions as a Special Resolution:

"RESOLVED THAT pursuant to the provisions of sections 197, 198, Schedule V and other applicable provisions, if any, of the Companies Act, 2013 ("Act") read with the Companies (Appointment and Remuneration of Managerial Personnel) Rules, 2014 (including any statutory modification or re-enactment thereof), regulation 17(6)(e) of SEBI (Listing Obligations and Disclosure Requirements) Regulations, 2015, the Memorandum of Association and the Articles of Association of the Company or any other law for the time being in force and on the recommendation of Board of Directors and Nomination and Remuneration Committee, consent of the Shareholders of the Company be and is hereby accorded for entering into an agreement for revision in the remuneration of Mr. Manish Kumar Dabkara (DIN: 03496566), Chairman and Managing Director ('CMD') of the Company, effective from April 1, 2023 till completion of the remaining tenure as CMD i.e. till February 11, 2024, up to Rs. 6,00,00,000 per annum as fixed component and up to Rs. 25,00,00,000 per annum as variable component, upon the terms and conditions as recommended by the Board of Directors and Nomination and Remuneration Committee, and as set out in the statement annexed to the notice convening this meeting, including the remuneration to be paid in the event of loss or inadequacy of profits in any financial year during his said tenure within the overall limits of Section 197 read with Schedule V to the Act, and in the agreement to be entered into between the Company and the CMD, with liberty to the Board of Directors, to alter or vary the terms and conditions and remuneration including minimum remuneration as it may deem fit and in such manner as may be agreed to between the Board and CMD;

RESOLVED FURTHER THAT the Board of Directors be and are hereby authorized to revise the remuneration of CMD from time to time to the extent it may deem appropriate, provided that such revision is within the overall limits of the managerial remuneration as prescribed under the act read with Schedule V thereto, and/or any guidelines prescribed by the government from time to time and the said agreement between the Company and CMD be suitable amended to give effect to such modification, relaxation or variation without any further reference to the members of the Company in general meeting;

RESOLVED FURTHER THAT the Board be and is hereby authorised to do all such acts, deeds, matters and things and execute all such agreements, documents, instruments and writings as may be required, with power to settle all questions, difficulties or doubts that may arise in this regard as it may in its sole and absolute discretion deems fit and to delegate all or any of its powers herein conferred to any committee of directors and/or director(s) and/or officer(s) of the Company, to give effect to this resolution.”

5. To approve revision in the remuneration of Mr. Naveen Sharma (DIN: 07351558), Whole Time Director of the Company.

To consider and if thought fit, to pass the following resolutions as a Special Resolution:

“**RESOLVED THAT** pursuant to the provisions of sections 197, 198, Schedule V and other applicable provisions, if any, of the Companies Act, 2013 (“Act”) read with the Companies (Appointment and Remuneration of Managerial Personnel) Rules, 2014 (including any statutory modification or re-enactment thereof), regulation 17(6)(e) of SEBI (Listing Obligations and Disclosure Requirements) Regulations, 2015, the Memorandum of Association and the Articles of Association of the Company or any other law for the time being in force and on the recommendation of Board of Directors and Nomination and Remuneration Committee, consent of the Shareholders of the Company be and is hereby accorded for entering into an agreement for revision in the remuneration of Mr. Naveen Sharma (DIN: 07351558), Whole Time Director (‘WTD’) of the Company, effective from April 1, 2023 till completion of the remaining tenure i.e. till November 4, 2023, up to Rs. 5,00,00,000 per annum as fixed component, upon the terms and conditions as recommended by the Board of Directors and Nomination and Remuneration Committee, and as set out in the statement annexed to the notice convening this meeting, including the remuneration to be paid in the event of loss or inadequacy of profits in any financial year during his said tenure within the overall limits of Section 197 read with Schedule V to the Act, and in the agreement to be entered into between the Company and Mr. Naveen Sharma, with liberty to the Board of Directors, to alter or vary the terms and conditions and remuneration including minimum remuneration as it may deem fit and in such manner as may be agreed to between the Board and Mr. Naveen Sharma;

RESOLVED FURTHER THAT the Board of Directors be and are hereby authorized to revise the remuneration of Mr. Naveen Sharma from time to time to the extent it may deem appropriate, provided that such revision is within the overall limits of the managerial remuneration as prescribed under the act read with Schedule V thereto, and/or any guidelines prescribed by the government from time to time and the said agreement between the Company and Mr. Naveen Sharma be suitable amended to give effect to such modification,

relaxation or variation without any further reference to the members of the Company in general meeting;

RESOLVED FURTHER THAT the Board be and is hereby authorised to do all such acts, deeds, matters and things and execute all such agreements, documents, instruments and writings as may be required, with power to settle all questions, difficulties or doubts that may arise in this regard as it may in its sole and absolute discretion deems fit and to delegate all or any of its powers herein conferred to any Committee of Directors and/or director(s) and/or officer(s) of the Company, to give effect to this resolution.”

6. To approve revision in the remuneration of Ms. Sonali Sheikh (DIN: 08219665), Whole Time Director of the Company.

To consider and if thought fit, to pass the following resolutions as a Special Resolution:

“**RESOLVED THAT** pursuant to the provisions of sections 197, 198, Schedule V and other applicable provisions, if any, of the Companies Act, 2013 (“Act”) read with the Companies (Appointment and Remuneration of Managerial Personnel) Rules, 2014 (including any statutory modification or re-enactment thereof), regulation 17(6)(e) of SEBI (Listing Obligations and Disclosure Requirements) Regulations, 2015, the Memorandum of Association and the Articles of Association of the Company or any other law for the time being in force and on the recommendation of Board of Directors and Nomination and Remuneration Committee, consent of the Shareholders of the Company be and is hereby accorded for entering into an agreement for revision in the remuneration of Ms. Sonali Sheikh (DIN: 08219665), Whole Time Director (‘WTD’) of the Company, effective from April 1, 2023 till completion of the remaining tenure i.e. till November 4, 2023, up to Rs. 50,00,000 per annum as fixed component, upon the terms and conditions as recommended by the Board of Directors and Nomination and Remuneration Committee, and as set out in the statement annexed to the notice convening this meeting, including the remuneration to be paid in the event of loss or inadequacy of profits in any financial year during her said tenure within the overall limits of Section 197 read with Schedule V to the Act, and in the agreement to be entered into between the Company and Ms. Sonali Sheikh, with liberty to the Board of Directors, to alter or vary the terms and conditions and remuneration including minimum remuneration as it may deem fit and in such manner as may be agreed to between the Board and Ms. Sonali Sheikh;

RESOLVED FURTHER THAT the Board of Directors be and are hereby authorized to revise the remuneration of Ms. Sonali Sheikh from time to time to the extent it may deem appropriate, provided that such revision is within the overall limits of the managerial remuneration as prescribed under the act read with Schedule V thereto, and/or any guidelines prescribed by the government from time to time and the said agreement

between the Company and Ms. Sonali Sheikh be suitable amended to give effect to such modification, relaxation or variation without any further reference to the members of the Company in general meeting;

RESOLVED FURTHER THAT the Board be and is hereby authorised to do all such acts, deeds, matters and things and execute all such agreements, documents, instruments and writings as may be required, with power to settle all questions, difficulties or doubts that may arise in this regard as it may in its sole and absolute discretion deems fit and to delegate all or any of its powers herein conferred to any Committee of Directors and/or director(s) and/or officer(s) of the Company, to give effect to this resolution.”

7. To approve the re-appointment of Mr. Naveen Sharma (DIN: 07351558), Whole Time Director of the Company.

To consider and if thought fit, to pass the following resolution as a Special Resolution:

“**RESOLVED THAT** pursuant to the provisions of sections 196, 197, 203 and schedule V of the Companies Act, 2013, read with the Companies (Appointment and Remuneration of Managerial Personnel) Rules, 2014, and regulation 17(6)(e) of the SEBI (Listing Obligations and Disclosure Requirements) Regulations, 2015 and other applicable provisions, if any, (including any statutory modification or re-enactment thereof, for the time being in force) and the Articles of Association of the Company; and as per the recommendation of the Nomination and Remuneration Committee and the Board of Directors, consent of the shareholders of the Company be and is hereby accorded for re-appointment of Mr. Naveen Sharma (DIN: 07351558) as Whole Time Director of the Company for a period of 5 (Five) years on expiry of his present tenure i.e., w.e.f., November 4, 2023 till November 3, 2028 on such terms and conditions as approved by the Board of Directors from time to time, upto conclusion of his tenure.

RESOLVED FURTHER THAT any of the directors be and are hereby severally authorized to sign and execute all such documents and papers as may be required for the purpose and file necessary e-form with the Registrar of Companies and to do all such acts, deeds and things as may considered expedient and necessary in this regard.”

8. To approve the re-appointment of Ms. Sonali Sheikh (DIN: 08219665), Whole Time Director of the Company.

To consider and if thought fit, to pass the following resolution as a Special Resolution:

“**RESOLVED THAT** pursuant to the provisions of sections 196, 197, 203 and schedule V of the Companies Act, 2013 read with the Companies (Appointment and Remuneration of Managerial Personnel) Rules, 2014, and regulation 17(6)(e) of the SEBI (Listing Obligations and Disclosure Requirements) Regulations, 2015 and other applicable provisions, if any, (including any statutory modification or re-enactment thereof, for the time being in force) and the Articles of Association of the Company; and as per the recommendation of

the Nomination and Remuneration Committee and Board of Directors, consent of the Shareholders of the Company be and is hereby accorded for re-appointment of Ms. Sonali Sheikh (DIN: 08219665) as Whole Time Director of the Company for a period of 5 (Five) years on expiry of her present tenure i.e., w.e.f., November 4, 2023 till November 03, 2028 on such terms and conditions as approved by the Board of Directors from time to time, upto conclusion of her tenure.

RESOLVED FURTHER THAT any of the directors be and are hereby severally authorized to sign and execute all such documents and papers as may be required for the purpose and file necessary e-form with the Registrar of Companies and to do all such acts, deeds and things as may considered expedient and necessary in this regard.”

9. To approve re-appointment of Mr. Manish Kumar Dabkara (DIN: 03496566), Chairman and Managing Director of the Company.

To consider and if thought fit, to pass the following resolution as a Special Resolution:

“**RESOLVED THAT** pursuant to the provisions of sections 196, 197, 203 and schedule V of the Companies Act, 2013 read with the Companies (Appointment and Remuneration of Managerial Personnel) Rules, 2014, and regulation 17(6)(e) of the SEBI (Listing Obligations and Disclosure Requirements) Regulations, 2015 and other applicable provisions, if any, (including any statutory modification or re-enactment thereof, for the time being in force) and the Articles of Association of the Company, based on the recommendation of the Nomination and Remuneration Committee and Board of Directors, consent of the shareholders be and is hereby accorded for re-appointment of Mr. Manish Kumar Dabkara (DIN: 03496566) as Chairman and Managing Director of the Company for a period of 5 (Five) years on expiry of his present tenure i.e., w.e.f., February 11, 2024 till February 10, 2029 on such terms and conditions as approved by the Board of Directors from time to time, upto conclusion of his tenure.

RESOLVED FURTHER THAT any of the directors be and are hereby severally authorized to sign and execute all such documents and papers as may be required for the purpose and file necessary e-form with the Registrar of Companies and to do all such acts, deeds and things as may considered expedient and necessary in this regard.”

10. To approve Material Related Party Transactions of the Company.

To consider and if thought fit, to pass the following resolution as an Ordinary Resolution:

“**RESOLVED THAT** pursuant to the regulation 23(4) of the SEBI (Listing Obligations and Disclosure Requirements) Regulations, 2015 (“Listing Regulations”) other applicable laws / statutory provisions, if any, (including any statutory modification(s) or re-enactment(s) thereof, for the time being in force), and

the Company's Policy on Materiality of Related Party Transactions and on the basis of the approval of the Audit Committee and recommendation of the Board of Directors of the Company, approval of the Members be and is hereby accorded to enter into and /or continue the transaction(s), contract(s)/ arrangement(s)/ with M/s GHG Reduction Technologies Private Limited, the Material Subsidiary of the Company and a related party in terms of section 2(76) of the Act and regulation 2(1)(zb) and 2(1)(zc)(i) of the Listing Regulations, on such terms and conditions as mentioned in the explanatory statement to this resolution for the financial year 2023-2024, provided that the said contract(s)/ arrangement(s)/ transaction(s) so carried out shall be at arm's length basis and in the ordinary course of business of the Company;

RESOLVED FURTHER THAT any of the directors be and are hereby severally authorized to sign and execute all such documents and papers as may be required for the purpose and file necessary e-form with the Registrar of Companies and to do all such acts, deeds and things as may considered expedient and necessary in this regard."

Notes:

Registered Office:

201, Plot No. 48, Scheme No. 78, Part II
Vijay Nagar, Indore – 452010, Madhya Pradesh, India

CIN: L74200MP2011PLC025904

Tel. No.: +91-0731-4289086

Website: www.enkingint.org

E-mail: cs@enkingint.org

For and on behalf of the Board of Directors
EKI Energy Services Limited

S/d

Mr. Manish Kumar Dabkara

Chairman and Managing Director

DIN: 03496566

Place: **Indore**

Date: **28.09.2023**

Types of Shareholders	Login Method
Individual Shareholders holding securities in demat mode with CDSL Depository	<ol style="list-style-type: none"> 1. Users who have opted for CDSL Easi / Easiest facility, can login through their existing user id and password. Option will be made available to reach e-Voting page without any further authentication. The users to login to Easi / Easiest are requested to visit CDSL website www.cdslindia.com and click on login icon & New System Myeasi Tab. 2. After successful login the Easi / Easiest user will be able to see the e-Voting option for eligible companies where the evoting is in progress as per the information provided by company. On clicking the evoting option, the user will be able to see e-Voting page of the e-Voting service provider for casting your vote during the remote e-Voting period or joining virtual meeting & voting during the meeting. Additionally, there is also links provided to access the system of all e-Voting Service Providers, so that the user can visit the e-Voting service providers' website directly. 3. If the user is not registered for Easi/Easiest, option to register is available at CDSL website www.cdslindia.com and click on login & New System Myeasi Tab and then click on registration option. 4. Alternatively, the user can directly access e-Voting page by providing Demat Account Number and PAN No. from a e-Voting link available on www.cdslindia.com home page. The system will authenticate the user by sending OTP on registered Mobile & Email as recorded in the Demat Account. After successful authentication, user will be able to see the e-Voting option where the evoting is in progress and also able to directly access the system of all e-Voting Service Providers.
Individual Shareholders holding securities in demat mode with NSDL Depository	<ol style="list-style-type: none"> 1) If you are already registered for NSDL IDeAS facility, please visit the e-Services website of NSDL. Open web browser by typing the following URL: https://eservices.nsdl.com either on a Personal Computer or on a mobile. Once the home page of e-Services is launched, click on the "Beneficial Owner" icon under "Login" which is available under 'IDeAS' section. A new screen will open. You will have to enter your User ID and Password. After successful authentication, you will be able to see e-Voting services. Click on "Access to e-Voting" under e-Voting services and you will be able to see e-Voting page. Click on company name or e-Voting service provider name and you will be re-directed to e-Voting service provider website for casting your vote during the remote e-Voting period or joining virtual meeting & voting during the meeting. 2) If the user is not registered for IDeAS e-Services, option to register is available at https://eservices.nsdl.com. Select "Register Online for IDeAS" Portal or click at https://eservices.nsdl.com/SecureWeb/IdeasDirectReg.jsp 3) Visit the e-Voting website of NSDL. Open web browser by typing the following URL: https://www.evoting.nsdl.com/ either on a Personal Computer or on a mobile. Once the home page of e-Voting system is launched, click on the icon "Login" which is available under 'Shareholder/Member' section. A new screen will open. You will have to enter your User ID (i.e. your sixteen digit demat account number hold with NSDL), Password/OTP and a Verification Code as shown on the screen. After successful authentication, you will be redirected to NSDL Depository site wherein you can see e-Voting page. Click on company name or e-Voting service provider name and you will be redirected to e-Voting service provider website for casting your vote during the remote e-Voting period or joining virtual meeting & voting during the meeting.
Individual Shareholders (holding securities in demat mode) login through their Depository Participants (DP).	<p>You can also login using the login credentials of your demat account through your Depository Participant registered with NSDL/CDSL for e-Voting facility. After Successful login, you will be able to see e-Voting option. Once you click on e-Voting option, you will be redirected to NSDL/CDSL Depository site after successful authentication, wherein you can see e-Voting feature. Click on company name or e-Voting service provider name and you will be redirected to e-Voting service provider website for casting your vote during the remote e-Voting period or joining virtual meeting & voting during the meeting.</p>

Important note: Members who are unable to retrieve User ID/ Password are advised to use Forget User ID and Forget Password option available at abovementioned website.

Helpdesk for Individual Shareholders holding securities in demat mode for any technical issues related to login through Depository i.e., CDSL and NSDL

Login type	Helpdesk details
Individual Shareholders holding securities in Demat mode with CDSL	Members facing any technical issue in login can contact CDSL helpdesk by sending a request at helpdesk.evoting@cdslindia.com or contact at toll free no. 1800 22 55 33
Individual Shareholders holding securities in Demat mode with NSDL	Members facing any technical issue in login can contact NSDL helpdesk by sending a request at evoting@nsdl.co.in or call at toll free no.: 1800 1020 990 and 1800 22 44 30

Step 2: Access through CDSL e-Voting system in case of shareholders holding shares in physical mode and non-individual shareholders in demat mode.

(i) Login method for e-Voting and joining virtual meetings for Physical shareholders and shareholders other than individual holding in Demat form.

- 1) The shareholders should log on to the e-voting website www.evotingindia.com.
- 2) Click on "Shareholders" module.
- 3) Now enter your User ID
 - a. For CDSL: 16 digits beneficiary ID,
 - b. For NSDL: 8 Character DP ID followed by 8 Digits

- c. Shareholders holding shares in Physical Form should enter Folio Number registered with the Company.
- 4) Next enter the Image Verification as displayed and Click on Login.
- 5) If you are holding shares in demat form and had logged on to www.evotingindia.com and voted on an earlier e-voting of any company, then your existing password is to be used.
- 6) If you are a first-time user, follow the steps given below:

	For Physical shareholders and other than individual shareholders holding shares in Demat.
PAN	Enter your 10-digit alpha-numeric *PAN issued by Income Tax Department (Applicable for both demat shareholders as well as physical shareholders) <ul style="list-style-type: none"> • Shareholders who have not updated their PAN with the Company/Depository Participant are requested to use the sequence number sent by Company/RTA or contact Company/RTA.
Dividend Bank Details OR Date of Birth (DOB)	Enter the Dividend Bank Details or Date of Birth (in dd/mm/yyyy format) as recorded in your demat account or in the company records in order to login. <ul style="list-style-type: none"> • If both the details are not recorded with the depository or company, please enter the member id / folio number in the dividend bank details field.

(ii) After entering these details appropriately, click on "SUBMIT" tab.

(iii) Shareholders holding shares in demat form will now reach 'Password Creation' menu wherein they are required to mandatorily enter their login password in the new password field. Kindly note that this password is to be also used by the demat holders for voting for resolutions of any other company on which they are eligible to vote, provided that company opts for e-voting through CDSL platform. It is strongly recommended not to share your password with any other person and take utmost care to keep your password confidential.

(iv) Click on the EVSN for the relevant <Company Name> on which you choose to vote.

(v) On the voting page, you will see "RESOLUTION DESCRIPTION" and against the same the option "YES/NO" for voting. Select the option YES or NO as desired. The option YES implies that you assent to the Resolution and option NO implies that you dissent to the Resolution.

(vi) Click on the "RESOLUTIONS FILE LINK" if you wish to

view the entire Resolution details.

(vii) After selecting the resolution, you have decided to vote on, click on "SUBMIT". A confirmation box will be displayed. If you wish to confirm your vote, click on "OK", else to change your vote, click on "CANCEL" and accordingly modify your vote.

(viii) Once you "CONFIRM" your vote on the resolution, you will not be allowed to modify your vote.

(ix) You can also take a print of the votes cast by clicking on "Click here to print" option on the Voting page.

(x) If a demat account holder has forgotten the login password, then Enter the User ID and the image verification code and click on Forgot Password & enter the details as prompted by the system.

(xi) There is also an optional provision to upload BR/ POA if any uploaded, which will be made available to scrutinizer for verification.

(xii) Additional facility for non - individual shareholders and custodians -for remote voting only.

- Non-Individual shareholders (i.e. other than Individuals,

HUF, NRI etc.) and Custodians are required to log on to www.evotingindia.com and register themselves in the "Corporates" module.

- A scanned copy of the registration form bearing the stamp and sign of the entity should be emailed to helpdesk.evoting@cdslindia.com.
- After receiving the login details a Compliance User should be created using the admin login and password. The Compliance User would be able to link the account(s) for which they wish to vote on.
- The list of accounts linked in the login will be mapped automatically & can be delink in case of any wrong mapping.
- It is Mandatory that, a scanned copy of the Board Resolution and Power of Attorney (POA) which they have issued in favour of the Custodian, if any, should be uploaded in PDF format in the system for the scrutinizer to verify the same.
- Alternatively, Non-Individual shareholders are required to send the relevant Board Resolution/ Authority letter etc. together with attested specimen signature of the duly authorized signatory who are authorized to vote, to the Scrutinizer and to the Company at the email address viz; cs@enkingint.org, if they have voted from individual tab & not uploaded same in the CDSL e-voting system for the scrutinizer to verify the same.

INSTRUCTIONS FOR SHAREHOLDERS ATTENDING THE AGM THROUGH VC/OAVM & E-VOTING DURING MEETING ARE AS UNDER:

1. The procedure for attending meeting & e-Voting on the day of the AGM is same as the instructions mentioned above for e-voting.
2. The link for VC/OAVM to attend meeting will be available where the EVSN of Company will be displayed after successful login as per the instructions mentioned above for e-voting.
3. Shareholders who have voted through remote e-voting will be eligible to attend the meeting. However, they will not be eligible to vote at the AGM.
4. Shareholders are encouraged to join the meeting through laptops / IPads for better experience.
5. Further shareholders will be required to allow Camera and use Internet with a good speed to avoid any disturbance during the meeting.
6. Please note that Participants Connecting from mobile devices or tablets or through laptop connecting via mobile hotspot may experience Audio/Video loss due to fluctuation in their respective network. It is therefore recommended to use stable Wi-Fi or LAN Connection to mitigate any kind of aforesaid glitches.

7. Shareholders who would like to express their views/ask questions during the meeting may register themselves as a speaker by sending their request in advance atleast 5 days prior to meeting mentioning their name, demat account number/folio number, email id, mobile number at (company email id). The shareholders who do not wish to speak during the AGM but have queries may send their queries in advance 5 days prior to meeting mentioning their name, demat account number/folio number, email id, mobile number at (company email id). These queries will be replied to by the company suitably by email. Please note that members question will be answered only if they continue to hold the shares as of the closing hours on cut-off date.

8. Those shareholders who have registered themselves as a speaker will only be allowed to express their views/ask questions during the meeting.

9. Only those shareholders, who are present in the AGM through VC/OAVM facility and have not casted their vote on the Resolutions through remote e-Voting and are otherwise not barred from doing so, shall be eligible to vote through e-Voting system available during the AGM.

10. If any Votes are cast by the shareholders through the e-voting available during the AGM and if the same shareholders have not participated in the meeting through VC/OAVM facility, then the votes cast by such shareholders shall be considered invalid as the facility of e-voting during the meeting is available only to the shareholders attending the meeting.

PROCESS FOR THOSE SHAREHOLDERS WHOSE EMAIL/ MOBILE NO. ARE NOT REGISTERED WITH THE COMPANY/ DEPOSITORIES.

1. For Demat shareholders - Please update your email id & mobile no. with your respective Depository Participant (DP)
2. For Individual Demat shareholders - Please update your email id & mobile no. with your respective Depository Participant (DP) which is mandatory while e-voting & joining virtual meetings through Depository.

If you have any queries or issues regarding attending AGM & e-Voting from the CDSL e-Voting System, you can write an email to helpdesk.evoting@cdslindia.com or contact at toll free no. 1800 22 55 33

All grievances connected with the facility for voting by electronic means may be addressed to Mr. Rakesh Dalvi, Sr. Manager, (CDSL) Central Depository Services (India) Limited, A Wing, 25th Floor, Marathon Futurex, Mafatlal Mill Compounds, N M Joshi Marg, Lower Parel (East), Mumbai - 400013 or send an email to helpdesk.evoting@cdslindia.com or call toll free no. 1800 22 55 33.

Statement Pursuant To Section 102(1) Of The Companies Act, 2013

Item No. 3

To re-appoint M/s. Dassani & Associates, Chartered Accountants (FRN: 009096C), as statutory auditors of the Company and fix their remuneration

The Shareholders of the Company at the 02nd Extraordinary General Meeting held on September 06, 2023 approved appointment of M/s Dassani & Associates, Chartered Accountant (FRN: 009096C) as Joint Statutory Auditors of the Company for FY 2022-23 to hold office till the conclusion of this 12th Annual General Meeting of the Company.

The Board of Directors of the Company, on the recommendation of the Audit Committee, recommends

re-appointment of M/s Dassani & Associates, Chartered Accountant (FRN: 009096C) as the statutory auditors of the Company for a second term of five years from the conclusion of this AGM till the conclusion of the 17th AGM. The Audit Committee and the Board considered the eligibility, capability to serve given the business of the Company, market standing of the firm, clientele served, technical knowledge etc. and found M/s Dassani & Associates best suited for the Company.

M/s. Dassani & Associates was established 38 years ago and is empaneled with Comptroller & Auditor General of India (CAG), Reserve Bank of India, MCX, Income Tax Department and Securities and Exchange Board of India (SEBI). The Firm is having rich and varied experience in Financial Planning and Consultancy, Equity and Debt syndication, Taxation consultancy for Direct and Indirect Taxes, Audit services including Forensic, CA and Special Audit, Due Diligence, Valuation services, Consultancy for Merger, Demerger and Acquisition Consultancy for Start-ups etc.

M/s. Dassani & Associates have given their consent to act as the Auditors of the Company and have confirmed that the said appointment if made, will be in accordance with the conditions prescribed under Sections 139 and 141 of the Act.

Remuneration paid to M/s Dassani & Associates are as follows:

The audit fee paid for the financial year 2022-23 amounted to Rs. 27,50,000/-.

The board, following the audit committee's suggestion, has proposed an audit fee of Rs. 27,50,000/- for the financial year 2023-24. Additionally, subsequent increase shall be decided by the board and audit committee.

None of the Directors, Key Managerial Personnel and their relatives are in any way concerned or interested in the resolution except to the extent of their shareholding, if any.

The Board recommends the Resolution at Item No. 3 an

Ordinary Resolution for your approval.

Item No. 4

To approve revision in the remuneration of Mr. Manish Kumar Dabkara (DIN: 03496566), Chairman and Managing Director of the Company.

Considering the performance of the Company and contribution of Mr. Manish Kumar Dabkara to the growth, operations and profitability of the Company. The Board of Directors of the Company as part of the annual revision, approved revision in the remuneration of Mr. Manish Kumar Dabkara, with effect from April 1, 2023.

The said revision in remuneration, has also been duly recommended and approved by the Nomination and Remuneration Committee ('NRC') and Board of Directors respectively at its meeting held on Saturday, September 23, 2023.

The NRC has recommended the revision in the remuneration as: upto Rs. 6,00,00,000 (Rupees Six Crore Only) per annum as fixed component and up to Rs. 25,00,00,000 (Rupees Twenty-Five Crores Only) per annum as variable component with effect from April 1, 2023, for the approval of the Members till expiry of his tenure.

The variable component of the remuneration to Rs. 25,00,00,000 (Rupees Twenty-Five Crore Only) per annum is only an enabling resolution providing authority to the Board/ NRC to decide on the salary payable to Mr. Manish Kumar Dabkara upto the said limit, from time to time.

1. Salary

In the pay scale of upto Rs. 6,00,00,000 (Rupees Six Crore Only) per annum as fixed component in CTC and up to Rs. 25,00,00,000 (Rupees Twenty-Five Crore Only) per annum as variable component in CTC including allowances such as House Rent Allowance, Leave Travel Allowance, Special Allowance, etc. with such annual increments/increases as may be recommended by the NRC and approved by the Board of Directors from time to time.

Subject to any statutory ceiling's, annual performance pay will be fixed upto Rs. 6,00,00,000 (Rupees Six Crores Only) per annum over and above of the same shall be payable additionally based on the Company's performance from time to time and as may be determined by the NRC and Board.

2. Perquisites:

- Company's contribution to provident fund to the extent not taxable under the Income Tax Act.
- Gratuity as per the rules of the Company.
- Leave with full pay as per the rules of the Company, with encashment of unavailed leave being allowed.
- Reimbursement of medical expenses incurred

for himself and his family as per the rules of the Company.

- Cover of Life Insurance Policy, Mediclaim Insurance Policy, Personal Accident Insurance Policy, Directors and Officers Insurance Policy and Liability Insurance Policy and other contribution to insurance as per the rules of the Company.
- Free use of Company's car fully maintained by the Company for official as well as private purpose or car allowance in lieu of the Company car.
- Reimbursement of entertainment expenses incurred in the course of business of the Company.
- Membership of club, fees for which will be paid by the Company.
- Telephone and other communication facilities as per rules of the Company.
- Subject to any statutory ceiling/s, the Managing Director may be given any other allowances, performance pay, perquisites, benefits and facilities as the NRC/Board of Directors from time to time may decide.

3. Valuation of perquisites:

Perquisites/allowances shall be valued as per Income Tax rules, wherever applicable, and in the absence of any such rules, shall be valued at actual cost.

4. Bonus/Stock Options:

Bonus for the financial year, at the discretion of the board.

Stock options as per the scheme framed by the Company.

5. Minimum remuneration

In the event of loss or inadequacy of profits in any financial year during the tenure of the appointment, the Managing Director shall be paid remuneration by way of salary and perquisites as set out above, as minimum remuneration, subject to restrictions, if any, set out in Schedule V to the Companies Act, 2013, from time to time.

6. Computation of ceiling

The following shall not be included in the computation of perquisites for the purposes of the ceiling, in the manner provided in Schedule V to the Companies Act, 2013:

- Contribution to provident fund referred to in para 2 above.

- Gratuity payable as per para 2 above.
- Encashment of leave as per para 2 above.

Approval is also sought in terms of regulation 17 (6) (e) (ii) of SEBI (Listing Obligations and Disclosure Requirements) Regulations, 2015 ('Listing Regulation') as Mr. Manish Kumar Dabkara, Chairman and Managing Director is an Executive Director who is a promoter and the remuneration proposed to be paid:

- exceeds Rs. 5 crore or 2.5% of the net profits of the Company, whichever is higher; or
- the aggregate annual remuneration of all the promoter executive directors of the Company exceeds 5% of the net profits of the Company

Mr. Manish Kumar Dabkara, Chairman and Managing Director is interested in the resolution set out at Item no. 4 of the notice with regard to his increase in remuneration as a Chairman and Managing Director and also interested to the extent of his shareholding interest in the Company.

The Promoter and Promoter Group, Ms. Vidhya Dabkara, Ms. Priyanka Dabkara (Wife), Ms. Priyanka Dabkara (sister), Ms. Shweta Bhaveshkumar Porwal being relatives of Mr. Manish Kumar Dabkara, may be deemed to be interested in resolution to the extent of their shareholding interest in the Company.

Save and except the above none of the other Director/ Key Managerial Personnel of the Company and their relatives are, in any way concerned or interested, financially or otherwise in the aforementioned resolution.

The statement containing required information as required in Section II of Part II of Schedule V of the Companies Act, 2013.

I. GENERAL INFORMATION

- Nature of industry: The Company is engaged in the business of developing and supplying carbon credit.
- Date or expected date of commencement of commercial production: The Company had started its business on May 03, 2011.
- In case of new companies, expected date of commencement of activities as per project approved by financial institutions appearing in the prospectus: Not Applicable

4. Financial performance based on given indicators:

(₹ In Lakh)

Particulars	Standalone		Consolidated	
	2022-23	2021-22	2022-23	2021-22
Income				
Revenue from Operation	1,25,840.65	1,80,011.77	1,28,644.65	1,80,142.40
Other Income	1,266.25	130.34	1,287.24	130.63
Total Revenue	1,27,106.90	1,80,142.11	1,29,931.89	1,80,131.43
Profit before finance cost, depreciation & amortization, and tax.	16,535.6	51,726.22	17,523.87	51,696.7
Less: Finance Cost	545.86	59.53	566.03	60.34
Less: Depreciation and amortization expenses	275.46	90.75	397.62	96.27
Profit before tax	15,714.28	51,575.94	16,560.22	51,540.09
Less: Tax Expenses				
Current Tax	3,714.36	13,247.19	4,561.45	13,247.19
Deferred Tax (Assets/Liability)	32.99	(13.71)	34.14	(13.65)
Profit for the year	11,966.94	38,342.46	11,964.63	38,306.55
Other Comprehensive Income	(9.42)	(15.08)	(9.42)	(15.08)
Total Comprehensive Income	11,957.52	38,327.38	11,955.21	38,291.47
Earning per equity share				
Basic	43.46	139.42	43.46	139.29
Diluted	43.27	139.10	43.24	138.97

5. Foreign Investments or Collaborators if any: N.A**II. INFORMATION ABOUT THE APPOINTEE**

- Background Details:** Mr. Manish Kumar Dabkara is a Certified Energy Auditor & Manager under Govt. of India's - Bureau of Energy Efficiency (Ministry of Power). He also has certifications in quality and management from IIM-A, IIM Indore, CII and GIZ, in addition to a Masters in Technology in Energy Management.
- Past Remuneration:** The total remuneration including perquisites paid to Mr. Manish Kumar Dabkara during the period April 01, 2021 to March 31, 2022 and April 01, 2022 to March 31, 2023 was Rs.5760001 & Rs.5760001 respectively.
- Recognition or awards:** Mr. Manish has been elected as member of the State Council (MP) of Confederation of Indian Industry (CII) for 2022-23, he continues to be among Fortune's 40Under40 for the year 2023.
- Job Profile and his suitability:** Mr. Manish Kumar Dabkara is the Chairman and Managing Director of EKI Energy Services Ltd. He is the promoter of the Company. Under his leadership, EKI has grown to not only within India but globally also. Today, the company has over 3500 clients across 40+ countries globally
- Remuneration Proposed:** As stated in the explanatory statement at item no. 4 of the notice.
- Comparative remuneration profile with respect**

to industry, size of the Company, profile of the position and person: Taking into consideration the size of the Company, the profile of the appointee, the remuneration proposed is commensurate with the job profile i.e his expertise and knowledge in carbon industry.

- Pecuniary relationship directly or indirectly with the Company or relationship with the managerial personnel, if any:** Mr. Manish Kumar Dabkara is the promoter of the Company and he is holding 51.39 % shares of the Company. Apart from this, he doesn't have any other pecuniary transactions with Company except by way of drawing remuneration during employment with the Company. Mr. Manish Kumar Dabkara is interested as a Chairman and Managing Director and also interested to the extent of his shareholding interest in the Company.

III. OTHER INFORMATION

- Reasons of loss or inadequate profits:** external and unexpected circumstances beyond the control of management, viz, demand & supply factors in market, general economic meltdown, fluctuation in price of carbon credits, sharp volatility in the prices of carbon credits and other factors putting pressure on profits of the Company.
- Steps taken or proposed to be taken for improvement:** Company has taken the following steps

for improvement in performance:

- Development of new markets
- Focus on new area of market
- Training program for employees
- Continuous cost reduction

3. Expected increase in productivity and profits in measurable terms: With the aforesaid measures taken by the Company, profitability of the Company is expected to increase in coming years.

IV. DISCLOSURES

The required disclosures have been made in Report on Corporate Governance forms part of this Report.

Mr. Manish Kumar Dabkara, Chairman and Managing Director is interested in the resolution set out at **Item no. 4** of the notice with regard to revision in his remuneration and also interested to the extent of his shareholding interest in the Company.

The Promoter and Promoter Group, Ms. Vidhya Dabkara, Ms. Priyanka Dabkara (Wife), Ms. Priyanka Dabkara (sister), Ms. Shweta Bhaveshkumar Porwal being relatives of Mr. Manish Kumar Dabkara, may be deemed to be interested in resolution to the extent of their shareholding interest in the Company.

Save and except the above none of the other Director/ Key Managerial Personnel of the Company and their relatives are, in any way concerned or interested, financially or otherwise in the aforementioned resolution.

The Board of Directors recommends resolution, as set out in **item no. 4** of the notice for approval of the members by way of **Special Resolution**.

Item No. 5

To approve revision in the remuneration of Mr. Naveen Sharma (DIN: 07351558), Whole Time Director of the Company.

Considering the performance of the Company and contribution of Mr. Naveen Sharma to the growth, operations and profitability of the Company. The Board of Directors of the Company as part of the annual revision, approved revision in the remuneration of Mr. Naveen Sharma, with effect from April 1, 2023.

The said revision in remuneration, has also been duly recommended and approved by the Nomination and Remuneration Committee ('NRC') and Board of Directors respectively at its meeting held on Thursday, September 28, 2023.

The NRC has recommended the revision in the remuneration as: upto Rs. 5,00,00,000 (Rupees Five Crore Only) per annum as fixed component with effect from April 1, 2023, for the approval of the Members till expiry of his tenure.

1. Salary

In the pay scale of up to Rs. 5,00,00,000 (Rupees Five Crore Only) per annum as fixed component in CTC including allowances such as House Rent Allowance,

Leave Travel Allowance, Special Allowance, etc. with such annual increments/increases as may be approved by the Board of Directors from time to time, subject to any statutory ceiling's.

2. Perquisites:

The Company's contribution toward perquisites shall be in addition to the basic salary mentioned under (1) above, and as per the limits prescribed under the applicable laws.

- Company's contribution to provident fund to the extent not taxable under the Income Tax Act.
- Gratuity as per the rules of the Company.
- Leave with full pay as per the rules of the Company, with encashment of unavailed leave being allowed.
- Reimbursement of medical expenses incurred for himself and his family as per the rules of the Company.
- Cover of Life Insurance Policy, Mediclaim Insurance Policy, Personal Accident Insurance Policy, Directors and Officers Insurance Policy and Liability Insurance Policy and other contribution to insurance as per the rules of the Company.
- Free use of Company's car fully maintained by the Company for official as well as private purpose or car allowance in lieu of the Company car.
- Reimbursement of entertainment expenses incurred in the course of business of the Company.
- Membership of club, fees for which will be paid by the Company.
- Telephone and other communication facilities as per rules of the Company.
- Subject to any statutory ceiling/s, the Whole Time Director may be given any other allowances, performance pay, perquisites, benefits and facilities as the Board of Directors from time to time may decide.

3. Valuation of perquisites:

Perquisites/allowances shall be valued as per Income Tax rules, wherever applicable, and in the absence of any such rules, shall be valued at actual cost.

4. Bonus/Stock Options:

Bonus for the financial year, at the discretion of the board.

Stock options as per the scheme framed by the Company.

5. Minimum remuneration:

In the event of loss or inadequacy of profits in any financial year during the tenure of the appointment, the Director shall be paid remuneration by way of salary and perquisites as set out above, as minimum remuneration, subject to restrictions, if any, set out in Schedule V to the Companies Act, 2013, from time to time.

6. Computation of ceiling:

The following shall not be included in the computation of perquisites for the purposes of the ceiling, in the manner provided in Schedule V to the Companies Act, 2013:

- Contribution to provident fund referred to in para 2 above.
- Gratuity payable as per para 2 above.
- Encashment of leave as per para 2 above.

Approval is also sought in terms of regulation 17 (6) (e) (ii) of SEBI (Listing Obligations and Disclosure Requirements) Regulations, 2015 (Listing Regulations) as Mr. Naveen Sharma, Whole Time Director is an Executive Director who belongs to the promoter group and the remuneration proposed to be paid:

- exceeds Rs. 5 crore or 2.5% of the net profits of the Company, whichever is higher; or

4. Financial performance based on given indicators:

(₹ In Lakh)

Particulars	Standalone		Consolidated	
	2022-23	2021-22	2022-23	2021-22
Income				
Revenue from Operation	1,25,840.65	1,80,011.77	1,28,644.65	1,80,142.40
Other Income	1266.25	130.34	1287.24	130.63
Total Revenue	1,27,106.90	1,80,142.11	1,29,931.89	1,80,131.43
Profit before finance cost, depreciation & amortization, and tax	16,535.6	51,726.22	17,523.87	51,696.7
Less: Finance Cost	545.86	59.53	566.03	60.34
Less: Depreciation and amortization expenses	275.46	90.75	397.62	96.27
Profit before tax	15,714.28	51,575.94	16,560.22	51,540.09
Less: Tax Expenses				
Current Tax	3,714.36	13,247.19	4,561.45	13,247.19
Deferred Tax (Assets/Liability)	32.99	(13.71)	34.14	(13.65)
Profit for the year	11,966.94	38,342.46	11,964.63	38,306.55
Other Comprehensive Income	(9.42)	(15.08)	(9.42)	(15.08)
Total Comprehensive Income	11,957.52	38,327.38	11,955.21	38,291.47
Earning per equity share				
Basic	43.46	139.42	43.46	139.29
Diluted	43.27	139.10	43.24	138.97

5. Foreign Investments or Collaborators if any: N.A

II. INFORMATION ABOUT THE APPOINTEE

- Background Details:** Mr. Naveen Sharma has been associated with EKI for over 12 years and is responsible for running major facets of the business of the Company. Mr. Naveen Sharma holds an MBA degree and specialization in upstream asset management and along with vast work experience.
- Past Remuneration:** The total remuneration including perquisites paid to Mr. Naveen Sharma during the period April 01, 2021 to March 31, 2022 and April 01, 2022 to March 31, 2023 was Rs. 30,000,000/- & Rs. 39,900,001/- respectively.
- Recognition or awards:** Nil.

- the aggregate annual remuneration of all the promoter executive directors of the Company exceeds 5% of the net profits of the Company

The statement containing required information as required in Section II of Part II of Schedule V of the Companies Act, 2013.

I. GENERAL INFORMATION

- Nature of industry:** The Company is engaged in the business of developing and supplying carbon credit.
- Date or expected date of commencement of commercial production:** The Company had started its business on May 03, 2011.
- In case of new companies, expected date of commencement of activities as per project approved by financial institutions appearing in the prospectus:** Not Applicable.

- Job Profile and his suitability:** At EKI, he is responsible for leading the Carbon Offsets Trading department.

- Remuneration Proposed:** As stated in the explanatory statement at item no. 5 of the notice.

- Comparative remuneration profile with respect to industry, size of the Company, profile of the position and person:** Taking into consideration the size of the Company, the profile of the appointee, the remuneration proposed is commensurate with the job profile i.e his expertise and knowledge in carbon industry.

- Pecuniary relationship directly or indirectly with the Company or relationship with the managerial personnel, if any:** Mr. Naveen Sharma is part of the promoter group of the Company and he is holding 0.51 % shares of the Company. Apart from this, he doesn't have any other pecuniary transactions with Company except by way of drawing remuneration during employment with the Company.

Mr. Naveen Sharma is interested as a Whole Time Director and also interested to the extent of his shareholding interest in the Company.

III. OTHER INFORMATION

- Reasons of loss or inadequate profits:** external and unexpected circumstances beyond the control of management, viz, demand & supply factors in market, general economic meltdown, fluctuation in price of carbon credits, sharp volatility in the prices of carbon credits and other factors putting pressure on profits of the Company.
- Steps taken or proposed to be taken for improvement:** Company has taken the following steps for improvement in performance:
 - Development of new markets
 - Focus on new area of market
 - Training program for employees
 - Continuous cost reduction
- Expected increase in productivity and profits in measurable terms:** With the aforesaid measures taken by the Company, profitability of the Company is expected to increase in coming years.

IV. DISCLOSURES

The required disclosures have been made in Report on Corporate Governance forms part of Director's Report

Mr. Naveen Sharma is interested in the resolution set out at item no. 5 of the Notice with regard to revision in his remuneration and also interested to the extent of his shareholding interest in the Company.

Save and except the above none of the other Director/ Key Managerial Personnel of the Company and their relatives are, in any way concerned or interested, financially or otherwise in the aforementioned resolution.

The Board of Directors recommends resolution, as set out in item no. 5 of the notice for approval of the members by way of Special Resolution.

Item No. 6

To approve revision in the remuneration of Ms. Sonali Sheikh (DIN: 08219665), Whole Time Director of the Company.

Considering the performance of the Company and contribution of Ms. Sonali Sheikh to the development and management of people, administration and quality management Systems. The Board of Directors of the Company as part of the annual revision, approved revision in the remuneration of Ms. Sonali Sheikh, with effect from April 1, 2023.

The said revision in remuneration, has also been duly recommended and approved by the Nomination and Remuneration Committee ('NRC') and Board of Directors respectively at its meeting held on Thursday, September 28, 2023.

The NRC has recommended the revision in the remuneration as: upto Rs. 50,00,000 (Rupees Fifty Lakhs Only) per annum as fixed component with effect from April 1, 2023, for the approval of the Members till expiry of her tenure.

1. Salary

In the pay scale of up to Rs. 50,00,000 (Rupees Fifty Lakhs Only) per annum as fixed component in CTC including allowances such as House Rent Allowance, Leave Travel Allowance, Special Allowance, etc. with such annual increments/increases as may be approved by the Board of Directors from time to time, subject to any statutory ceiling's.

2. Perquisites:

The Company's contribution toward perquisites shall be in addition to the basic salary mentioned under (1) above, and as per the limits prescribed under the applicable laws.

- Company's contribution to provident fund to the extent not taxable under the Income Tax Act.
- Gratuity as per the rules of the Company.
- Leave with full pay as per the rules of the Company, with encashment of unavailed leave being allowed.
- Reimbursement of medical expenses incurred for herself and her family as per the rules of the Company.
- Cover of Life Insurance Policy, Medclaim Insurance Policy, Personal Accident Insurance Policy, Directors and Officers Insurance Policy and Liability Insurance Policy and other contribution to insurance as per the rules of the Company.
- Free use of Company's car fully maintained by the Company for official as well as private purpose or car allowance in lieu of the Company car.
- Reimbursement of entertainment expenses incurred in the course of business of the Company.
- Membership of club, fees for which will be paid by the Company.
- Telephone and other communication facilities as per rules of the Company.

j. Subject to any statutory ceiling/s, the Whole Time Director may be given any other allowances, performance pay, perquisites, benefits and facilities as the Board of Directors from time to time may decide.

3. Valuation of perquisites:

Perquisites/allowances shall be valued as per Income Tax rules, wherever applicable, and in the absence of any such rules, shall be valued at actual cost.

4. Bonus/Stock Options:

Bonus for the financial year, at the discretion of the board.

Stock options as per the scheme framed by the Company.

5. Minimum remuneration

In the event of loss or inadequacy of profits in any financial year during the tenure of the appointment, the Director shall be paid remuneration by way of salary and perquisites as set out above, as minimum remuneration, subject to restrictions, if any, set out in Schedule V to the Companies Act, 2013, from time to time.

6. Computation of ceiling

The following shall not be included in the computation of perquisites for the purposes of the ceiling, in the manner provided in Schedule V to the Companies Act, 2013:

a) Contribution to provident fund referred to in para 2

4. Financial performance based on given indicators:

Particulars	Standalone		Consolidated	
	2022-23	2021-22	2022-23	2021-22
Income				
Revenue from Operation	1,25,840.65	1,80,011.77	1,28,644.65	1,80,142.40
Other Income	1,266.25	130.34	1,287.24	130.63
Total Revenue	1,27,106.90	1,80,142.11	1,29,931.89	1,80,131.43
Profit before finance cost, depreciation & amortization, and tax	16,535.6	51,726.22	17,523.87	51,696.7
Less: Finance Cost	545.86	59.53	566.03	60.34
Less: Depreciation and amortization expenses	275.46	90.75	397.62	96.27
Profit before tax	15,714.28	51,575.94	16,560.22	51,540.09
Less: Tax Expenses				
Current Tax	3714.36	13,247.19	4,561.45	13,247.19
Deferred Tax (Assets/Liability)	32.99	(13.71)	34.14	(13.65)
Profit for the year	11,966.94	38,342.46	11,964.63	38,306.55
Other Comprehensive Income	(9.42)	(15.08)	(9.42)	(15.08)
Total Comprehensive Income	11,957.52	38,327.38	11,955.21	38,291.47
Earning per equity share				
Basic	43.46	139.42	43.46	139.29
Diluted	43.27	139.10	43.24	138.97

(₹ In Lakh)

above.

b) Gratuity payable as per para 2 above.

c) Encashment of leave as per para 2 above.

Approval is also sought in terms of regulation 17 (6) (e) (ii) of SEBI (Listing Obligations and Disclosure Requirements) Regulations, 2015 ('Listing Regulations') as Ms. Sonali Sheikh, Whole Time Director is an Executive Director who belongs to the promoter group and the remuneration proposed to be paid:

a. exceeds Rs. 5 crore or 2.5% of the net profits of the Company, whichever is higher; or

b. the aggregate annual remuneration of all the promoter executive directors of the Company exceeds 5% of the net profits of the Company.

The statement containing required information as required in Section II of Part II of Schedule V of the Companies Act, 2013.

I. GENERAL INFORMATION

1. **Nature of Industry:** The Company is engaged in the business of developing and supplying carbon credit.

2. **Date or expected date of commencement of commercial production:** The Company had started its business on May 03, 2011.

3. **In case of new companies, expected date of commencement of activities as per project approved by financial institutions appearing in the prospectus:** Not Applicable.

5. Foreign Investments or Collaborators if any: N.A

II. INFORMATION ABOUT THE APPOINTEE

1. **Background Details:** Ms. Sonali Sheikh has more than 10 years of experience in the field of People Management, Administration and Quality Management Systems. Ms Sonali Sheikh holds a degree of Master of Business Administration in Marketing and Finance from Amity University.

2. **Past Remuneration:** The total remuneration including perquisites paid to Ms. Sonali Sheikh during the period April 01, 2021 to March 31, 2022 and April 01, 2022 to March 31, 2023 was Rs. 1,500,000/- & Rs. 3,150,000/- respectively.

3. **Recognition or awards:** Nil.

4. **Job Profile and his suitability:** Ms. Sonali Sheikh, leads human resource, administration & quality management at EKI. She oversees the functioning of employee relations, performance management, training & development and talent management at the Company.

5. **Remuneration Proposed:** As stated in the explanatory statement at item no. 6 of the notice.

6. **Comparative remuneration profile with respect to industry, size of the Company, profile of the position and person:** Taking into consideration the size of the Company, the profile of the appointee, the remuneration proposed is commensurate with the job profile i.e her expertise and knowledge in performance management, training & development and talent management at the Company.

7. **Pecuniary relationship directly or indirectly with the Company or relationship with the managerial personnel, if any:** Ms. Sonali Sheikh is part of the promoter group of the Company and she is holding 0.51% shares of the Company. Apart from this, she doesn't have any other pecuniary transactions with Company except by way of drawing remuneration during employment with the Company. Ms. Sonali Sheikh is interested as a Whole Time Director and also interested to the extent of her shareholding interest in the Company.

III. OTHER INFORMATION

1. **Reasons of loss or inadequate profits:** external and unexpected circumstances beyond the control of management, viz, demand & supply factors in market, general economic meltdown, fluctuation in price of carbon credits, sharp volatility in the prices of carbon credits and other factors putting pressure on profits of the Company.

2. **Steps taken or proposed to be taken for improvement:** Company has taken the following steps for improvement in performance:

- Development of new markets
- Focus on new area of market
- Training program for employees

(iv) Continuous cost reduction

3. **Expected increase in productivity and profits in measurable terms:** With the aforesaid measures taken by the Company, profitability of the Company is expected to increase in coming years.

IV. DISCLOSURES

The required disclosures have been made in Report on Corporate Governance forms part of Director's Report

Brief profile and requisite information in terms of regulation 36 of the Listing Regulations read with Secretarial Standard-2 issued by ICSI is provided as an Annexure to this Notice

Ms. Sonali Sheikh is interested in the resolution set out at item no. 6 of the Notice with regard to revision in her remuneration and also interested to the extent of his shareholding interest in the Company.

Save and except the above none of the other Director/ Key Managerial Personnel of the Company and their relatives are, in any way concerned or interested, financially or otherwise in the aforementioned resolution.

The Board of Directors recommends resolution, as set out in item no. 6 of the notice for approval of the members by way of Special Resolution.

Item No. 7

To approve the re-appointment of Mr. Naveen Sharma (DIN: 07351558), Whole Time Director of the Company

Pursuant to the provisions of sections 196, 197, 203 and schedule V of the Companies Act, 2013 read with the Companies (Appointment and Remuneration of Managerial Personnel) Rules, 2014 and other applicable provisions and SEBI (Listing Obligations and Disclosure Requirements) Regulations, 2015 ('Listing Regulations') [including any statutory modification(s) or amendment(s) thereto or re-enactment(s) thereof for the time being in force], the Board of Directors propose the re-appointment of Mr. Naveen Sharma (DIN: 07351558), as a Whole Time Director of the Company for period of 5 (Five) years on expiry of his present tenure i.e., w.e.f., November 4, 2023 till November 3, 2028.

Mr. Naveen Sharma, who currently serves as the Whole Time Director of the Company has been associated with EKI for over 12 years, he is responsible for running major facets of the business of the Company. Mr. Naveen Sharma holds an MBA degree and specialization in upstream asset management and along with vast work experience. At EKI, he is responsible for leading the Carbon Offsets Trading department.

Mr. Naveen Sharma was appointed as director on the Board of the Company on November 27, 2015, Mr. Naveen Sharma, assumed his role as Whole Time Director on November 5, 2020, with an initial term of three years. And his current tenure as Whole Time Director is set to conclude on November 4, 2023.

Considering Mr. Naveen Sharma's significant and commendable contributions to the growth, operational

efficiency, and profitability of our company and based on the recommendation of Nomination and Remuneration Committee ('NRC'), and Board directors it is proposed before the members to consider and approve re-appointment Mr. Naveen Sharma as Whole Time Director for an additional term of five years.

The above proposal, has also been duly recommended and approved by the NRC and Board of Directors respectively at its meeting held on Thursday, September 28, 2023.

Reappointment to be made on the following terms and conditions:

1. Salary

In the pay scale of up to Rs. 5,00,00,000 (Rupees Five Crore Only) per annum as fixed component in CTC including allowances such as House Rent Allowance, Leave Travel Allowance, Special Allowance, etc. with such annual increments/increases as may be approved by the Board of Directors from time to time, subject to any statutory ceiling's.

2 Perquisites:

The Company's contribution toward perquisites shall be in addition to the basic salary mentioned under (1) above, and as per the limits prescribed under the applicable laws.

- Company's contribution to provident fund to the extent not taxable under the Income Tax Act.
- Gratuity as per the rules of the Company.
- Leave with full pay as per the rules of the Company, with encashment of unavailed leave being allowed.
- Reimbursement of medical expenses incurred for himself and his family as per the rules of the Company.
- Cover of Life Insurance Policy, Mediclaim Insurance Policy, Personal Accident Insurance Policy, Directors and Officers Insurance Policy and Liability Insurance Policy and other contribution to insurance as per the rules of the Company.
- Free use of Company's car fully maintained by the Company for official as well as private purpose or car allowance in lieu of the Company car.
- Reimbursement of entertainment expenses incurred in the course of business of the Company.
- Membership of club, fees for which will be paid by the Company.
- Telephone and other communication facilities as per rules of the Company.
- Subject to any statutory ceiling/s, the Managing Director may be given any other allowances, performance pay, perquisites, benefits and facilities as the Board of Directors from time to time may decide.

3. Valuation of perquisites:

Perquisites/allowances shall be valued as per Income Tax rules, wherever applicable, and in the absence of

any such rules, shall be valued at actual cost.

4. Bonus/Stock Options:

Bonus for the financial year, at the discretion of the board.

Stock options as per the scheme framed by the Company.

5. Minimum remuneration:

In the event of loss or inadequacy of profits in any financial year during the tenure of the appointment, the Director shall be paid remuneration by way of salary and perquisites as set out above, as minimum remuneration, subject to restrictions, if any, set out in Schedule V to the Companies Act, 2013, from time to time.

6. Computation of ceiling:

The following shall not be included in the computation of perquisites for the purposes of the ceiling, in the manner provided in Schedule V to the Companies Act, 2013:

- Contribution to provident fund referred to in para 2 above.
- Gratuity payable as per para 2 above.
- Encashment of leave as per para 2 above.

The terms and conditions of the said re-appointment and/or agreement may be altered and varied from time to time by the Board as it may, in its discretion, deem fit within the maximum amount payable to the Whole Time Director in accordance with the provisions of the Act, or any amendments made therein.

Approval is also sought in terms of regulation 17 (6) (e) (ii) of SEBI (Listing Obligations and Disclosure Requirements) Regulations, 2015 (Listing Regulations) as Mr. Naveen Sharma, Whole Time Director is an Executive Director who belongs to the promoter group and the remuneration proposed to be paid:

- exceeds Rs. 5 crore or 2.5% of the net profits of the Company, whichever is higher; or
- the aggregate annual remuneration of all the promoter executive directors of the Company exceeds 5% of the net profits of the Company

The statement containing required information as required in Section II of Part II of Schedule V of the Companies Act, 2013.

I. GENERAL INFORMATION

- Nature of industry:** The Company is engaged in the business of developing and supplying carbon credit.
- Date or expected date of commencement of commercial production:** The Company had started its business on May 03, 2011.
- In case of new companies, expected date of commencement of activities as per project approved by financial institutions appearing in the prospectus:** Not Applicable.

4. Financial performance based on given indicators:

(₹ In Lakh)

Particulars	Standalone		Consolidated	
	2022-23	2021-22	2022-23	2021-22
Income				
Revenue from Operation	1,25,840.65	1,80,011.77	1,28,644.65	1,80,142.40
Other Income	1,266.25	130.34	1,287.24	130.63
Total Revenue	1,27,106.90	1,80,142.11	1,29,931.89	1,80,131.43
Profit before finance cost, depreciation & amortization, and tax	16,535.6	51,726.22	17,523.87	51,696.7
Less: Finance Cost	545.86	59.53	566.03	60.34
Less: Depreciation and amortization expenses	275.46	90.75	397.62	96.27
Profit before tax	15,714.28	51,575.94	16,560.22	51,540.09
Less: Tax Expenses				
Current Tax	3,714.36	13,247.19	4,561.45	13,247.19
Deferred Tax (Assets/Liability)	32.99	(13.71)	34.14	(13.65)
Profit for the year	11,966.94	38,342.46	11,964.63	38,306.55
Other Comprehensive Income	(9.42)	(15.08)	(9.42)	(15.08)
Total Comprehensive Income	11,957.52	38,327.38	11,955.21	38,291.47
Earning per equity share				
Basic	43.46	139.42	43.46	139.29
Diluted	43.27	139.10	43.24	138.97

5. Foreign Investments or Collaborators if any: N.A

II. INFORMATION ABOUT THE APPOINTEE

- Background Details:** Mr. Naveen Sharma has been associated with EKI for over 12 years and is responsible for running major facets of the business of the Company. Mr. Naveen Sharma holds an MBA degree and specialization in upstream asset management and along with vast work experience.
- Past Remuneration:** The total remuneration including perquisites paid to Mr. Naveen Sharma during the period April 01, 2021 to March 31, 2022 and April 01, 2022 to March 31, 2023 was Rs. 30,000,000/- & Rs. 39,900,001/- respectively.
- Recognition or awards:** Nil.
- Job Profile and his suitability:** At EKI, he is responsible for leading the Carbon Offsets Trading department.
- Remuneration Proposed:** As stated in the explanatory statement at item no. 7 of the notice.
- Comparative remuneration profile with respect to industry, size of the Company, profile of the position and person:** Taking into consideration the size of the Company, the profile of the appointee, the remuneration proposed is commensurate with the job profile i.e his expertise and knowledge in carbon industry.

7. Pecuniary relationship directly or indirectly with the Company or relationship with the managerial personnel, if any: Mr. Naveen Sharma is part of the promoter group of the Company and he is holding 0.51 % shares of the Company. Apart from this, he doesn't have any other pecuniary transactions with Company except by way of drawing remuneration during employment with the Company.

Mr. Naveen Sharma is interested as a Whole Time Director and also interested to the extent of his shareholding interest in the Company.

III. OTHER INFORMATION

- Reasons of loss or inadequate profits: external and unexpected circumstances beyond the control of management, viz, demand & supply factors in market, general economic meltdown, fluctuation in price of carbon credits, sharp volatility in the prices of carbon credits and other factors putting pressure on profits of the Company.
- Steps taken or proposed to be taken for improvement: Company has taken the following steps for improvement in performance:
 - Development of new markets
 - Focus on new area of market
 - Training program for employees
 - Continuous cost reduction

3. Expected increase in productivity and profits in measurable terms: With the aforesaid measures taken by the Company, profitability of the Company is expected to increase in coming years.

IV. DISCLOSURES

The required disclosures have been made in Report on Corporate Governance forms part of Director's Report

Brief profile and requisite information in terms of regulation 36 of the Listing Regulations read with Secretarial Standard-2 issued by ICSI is provided as an Annexure to this Notice.

Mr. Naveen Sharma is interested in the resolution set out at item no. 7 of the Notice with regard to his reappointment as a Whole Time Director and also interested to the extent of his shareholding interest in the Company.

Save and except the above none of the other Director/ Key Managerial Personnel of the Company and their relatives are, in any way concerned or interested, financially or otherwise in the aforementioned resolution.

The Board of Directors recommends resolution, as set out in item no. 7 of the notice for approval of the members by way of Special Resolution.

Item No. 8

To approve the re-appointment of Ms. Sonali Sheikh (DIN: 08219665), Whole Time Director of the Company.

Pursuant to the provisions of sections 196, 197, 203 and schedule V of the Companies Act, 2013 read with the Companies (Appointment and Remuneration of Managerial Personnel) Rules, 2014 and other applicable provisions and SEBI (Listing Obligations and Disclosure Requirements) Regulations, 2015 ('Listing Regulations') [including any statutory modification(s) or amendment(s) thereto or re-enactment(s) thereof for the time being in force], the Board of Directors propose the re-appointment of Ms. Sonali Sheikh (DIN: 08219665), as a Whole Time Director of the Company for period of 5 (Five) years on expiry of her present tenure i.e., w.e.f., November 4, 2023 till November 3, 2028.

Ms. Sonali Sheikh, who currently serves as the Whole Time Director of our Company, has more than 10 years of experience in the field of People Management, Administration and Quality Management Systems. Ms. Sonali Sheikh holds a degree of Master of Business Administration in Marketing and Finance from Amity University. Ms. Sonali Sheikh, leads human resource, administration & quality management at EKL. She oversees the functioning of employee relations, performance management, training & development and talent management at the Company.

Ms. Sonali Sheikh was appointed as director on the Board of the Company on September 10, 2018. Ms. Sonali Sheikh, assumed her role as Whole Time Director on November 5, 2020, with an initial term of three years. And her current tenure as Whole Time Director is set to conclude on November 4, 2023.

Considering Ms. Sonali Sheikh's significant and

commendable contributions to the growth, operational efficiency, and profitability of our company and based on the recommendation of Nomination and Remuneration Committee ('NRC'), and Board directors it is proposed before the members to consider and approve re-appointment Ms. Sonali Sheikh as Whole Time Director for an additional term of five years.

The above proposal, has also been duly recommended and approved by the NRC and Board of Directors respectively at its meeting held on Thursday, September 28, 2023.

Reappointment to be made on the following terms and conditions:

1. Salary

In the pay scale of up to Rs. 50,00,000 (Rupees Fifty Lakhs Only) per annum as fixed component in CTC including allowances such as House Rent Allowance, Leave Travel Allowance, Special Allowance, etc. with such annual increments/increases as may be approved by the Board of Directors from time to time, subject to any statutory ceiling's.

2. Perquisites:

The Company's contribution toward perquisites shall be in addition to the basic salary mentioned under (1) above, and as per the limits prescribed under the applicable laws.

- Company's contribution to provident fund to the extent not taxable under the Income Tax Act.
- Gratuity as per the rules of the Company.
- Leave with full pay as per the rules of the Company, with encashment of unavailed leave being allowed.
- Reimbursement of medical expenses incurred for herself and her family as per the rules of the Company.
- Cover of Life Insurance Policy, Mediclaim Insurance Policy, Personal Accident Insurance Policy, Directors and Officers Insurance Policy and Liability Insurance Policy and other contribution to insurance as per the rules of the Company.
- Free use of Company's car fully maintained by the Company for official as well as private purpose or car allowance in lieu of the Company car.
- Reimbursement of entertainment expenses incurred in the course of business of the Company.
- Membership of club, fees for which will be paid by the Company.
- Telephone and other communication facilities as per rules of the Company.
- Subject to any statutory ceiling/s, the Managing Director may be given any other allowances, performance pay, perquisites, benefits and facilities as the Board of Directors from time to time may decide.

3. Valuation of perquisites:

Perquisites/allowances shall be valued as per Income Tax rules, wherever applicable, and in the absence of

any such rules, shall be valued at actual cost.

4. Bonus/Stock Options:

Bonus for the financial year, at the discretion of the board.

Stock options as per the scheme framed by the Company.

5. Minimum remuneration

In the event of loss or inadequacy of profits in any financial year during the tenure of the appointment, the Director shall be paid remuneration by way of salary and perquisites as set out above, as minimum remuneration, subject to restrictions, if any, set out in Schedule V to the Companies Act, 2013, from time to time.

6. Computation of ceiling

The following shall not be included in the computation of perquisites for the purposes of the ceiling, in the manner provided in Schedule V to the Companies Act, 2013:

- Contribution to provident fund referred to in para 2 above.
- Gratuity payable as per para 2 above.
- Encashment of leave as per para 2 above.

The terms and conditions of the said re-appointment and/or agreement may be altered and varied from time to time by the Board as it may, in its discretion, deem

4. Financial performance based on given indicators:

(₹ In Lakh)

Particulars	Standalone		Consolidated	
	2022-23	2021-22	2022-23	2021-22
Income				
Revenue from Operation	1,25,840.65	1,80,011.77	1,28,644.65	1,80,142.40
Other Income	1,266.25	130.34	1,287.24	130.63
Total Revenue	1,27,106.90	1,80,142.11	129,931.89	1,80,131.43
Profit before finance cost, depreciation & amortization, and tax	16,535.6	51,726.22	17,523.87	51,696.7
Less: Finance Cost	545.86	59.53	566.03	60.34
Less: Depreciation and amortization expenses	275.46	90.75	397.62	96.27
Profit before tax	15,714.28	51,575.94	16,560.22	51,540.09
Less: Tax Expenses				
Current Tax	3,714.36	13,247.19	4,561.45	13,247.19
Deferred Tax (Assets/Liability)	32.99	(13.71)	34.14	(13.65)
Profit for the year	11,966.94	38,342.46	11,964.63	38,306.55
Other Comprehensive Income	(9.42)	(15.08)	(9.42)	(15.08)
Total Comprehensive Income	11,957.52	38,327.38	11,955.21	38,291.47
Earning per equity share				
Basic	43.46	139.42	43.46	139.29
Diluted	43.27	139.10	43.24	138.97

fit within the maximum amount payable to the Whole Time Director in accordance with the provisions of the Act, or any amendments made therein.

Approval is also sought in terms of regulation 17 (6) (e) (ii) of SEBI (Listing Obligations and Disclosure Requirements) Regulations, 2015 (Listing Regulations) as Ms. Sonali Sheikh, Whole Time Director is an Executive Director who belongs to the promoter group and the remuneration proposed to be paid:

- exceeds Rs. 5 crore or 2.5% of the net profits of the Company, whichever is higher; or
- the aggregate annual remuneration of all the promoter executive directors of the Company exceeds 5% of the net profits of the Company.

The statement containing required information as required in Section II of Part II of Schedule V of the Companies Act, 2013.

I. GENERAL INFORMATION

- Nature of industry:** The Company is engaged in the business of developing and supplying carbon credit.
- Date or expected date of commencement of commercial production:** The Company had started its business on May 03, 2011.
- In case of new companies, expected date of commencement of activities as per project approved by financial institutions appearing in the prospectus:** Not Applicable.

5. Foreign Investments or Collaborators if any: N.A

II. INFORMATION ABOUT THE APPOINTEE

- 1. Background Details:** Ms. Sonali Sheikh has more than 10 years of experience in the field of People Management, Administration and Quality Management Systems. Ms Sonali Sheikh holds a degree of Master of Business Administration in Marketing and Finance from Amity University.
- 2. Past Remuneration:** The total remuneration including perquisites paid to Ms. Sonali Sheikh during the period April 01, 2021 to March 31, 2022 and April 01, 2022 to March 31, 2023 was Rs. 1,500,000/- & Rs. 3,150,000/- respectively.
- 3. Recognition or awards:** Nil.
- 4. Job Profile and his suitability:** Ms. Sonali Sheikh, leads human resource, administration & quality management at EKI. She oversees the functioning of employee relations, performance management, training & development and talent management at the Company.
- 5. Remuneration Proposed:** As stated in the explanatory statement at item no. 8 of the notice.
- 6. Comparative remuneration profile with respect to industry, size of the Company, profile of the position and person:** Taking into consideration the size of the Company, the profile of the appointee, the remuneration proposed is commensurate with the job profile i.e her expertise and knowledge in performance management, training & development and talent management at the Company.
- 7. Pecuniary relationship directly or indirectly with the Company or relationship with the managerial personnel, if any:** Ms. Sonali Sheikh is part of the promoter group of the Company and she is holding 0.51% shares of the Company. Apart from this, she doesn't have any other pecuniary transactions with Company except by way of drawing remuneration during employment with the Company. Ms. Sonali Sheikh is interested as a Whole Time Director and also interested to the extent of her shareholding interest in the Company.

III. OTHER INFORMATION

- 2. Reasons of loss or inadequate profits:** external and unexpected circumstances beyond the control of management, viz, demand & supply factors in market, general economic meltdown, fluctuation in price of carbon credits, sharp volatility in the prices of carbon credits and other factors putting pressure on profits of the Company.
- 2. Steps taken or proposed to be taken for improvement:** Company has taken the following steps for improvement in performance:
 - (i) Development of new markets
 - (ii) Focus on new area of market
 - (iii) Training program for employees

(iv) Continuous cost reduction

- 4 Expected increase in productivity and profits in measurable terms:** With the aforesaid measures taken by the Company, profitability of the Company is expected to increase in coming years.

IV. DISCLOSURES

The required disclosures have been made in Report on Corporate Governance forms part of Director's Report

Brief profile and requisite information in terms of regulation 36 of the Listing Regulations read with Secretarial Standard-2 issued by ICSI is provided as an Annexure to this Notice

Ms. Sonali Sheikh is interested in the resolution set out at item no. 8 of the Notice with regard to her reappointment as a Whole Time Director and also interested to the extent of his shareholding interest in the Company.

Save and except the above none of the other Director/ Key Managerial Personnel of the Company and their relatives are, in any way concerned or interested, financially or otherwise in the aforementioned resolution.

The Board of Directors recommends resolution, as set out in item no. 8 of the notice for approval of the members by way of Special Resolution.

Item: 9

To approve re-appointment of Mr. Manish Kumar Dabkara (DIN: 03496566), Managing Director of the Company.

Pursuant to the provisions of sections 196, 197, 203 and schedule V of the Companies Act, 2013 read with the Companies (Appointment and Remuneration of Managerial Personnel) Rules, 2014 and other applicable provisions and SEBI (Listing Obligations and Disclosure Requirements) Regulations, 2015 ('Listing Regulations') [including any statutory modification(s) or amendment(s) thereto or re-enactment(s) thereof for the time being in force], the Board of Directors propose the re-appointment of Mr. Manish Kumar Dabkara (DIN: 03496566), as Chairman and Managing Director of the Company for period of 5 (Five) years on expiry of her present tenure i.e. w.e.f., February 11, 2024 till February 10, 2029.

Mr. Manish Kumar Dabkara is the Chairman and Managing Director of EKI Energy Services Ltd. He is also the promoter of the Company. Under his leadership, EKI has grown to not only within India but globally also, today, the company has over 3500 clients across 40+ countries globally.

Mr. Manish Kumar Dabkara is a Certified Energy Auditor & Manager under Govt. of India's - Bureau of Energy Efficiency (Ministry of Power). He also has certifications in quality and management from IIM-A, IIM Indore, CII and GIZ, in addition to a Masters in Technology in Energy Management. Mr. Manish is also an elected member of the State Council (MP) of Confederation of Indian Industry (CII) for 2022-23, he continues to be among Fortune's 40Under40 for the year 2023.

Mr. Manish Kumar Dabkara, Chairman and Managing

Director of our company, assumed this role on February 12, 2019, with an initial term of five years. His current tenure as Chairman and Managing Director is set to conclude on February 11, 2024.

Considering Mr. Manish Kumar Dabkara significant and commendable contributions to the growth, operational efficiency, and profitability of our company and based on the recommendation of Nomination and Remuneration Committee ('NRC'), and Board directors it is proposed before the members to consider and approve re-appointment Mr. Manish Kumar Dabkara as Chairman and Managing Director for an additional term of five years.

The above proposal, has also been duly recommended and approved by the NRC and Board of Directors respectively at its meeting held on Thursday, September 28, 2023.

Reappointment to be made on the following terms and conditions:

1. Salary

In the pay scale of up to Rs. 6,00,00,000 (Rupees Six Crore Only) per annum as fixed component in CTC including allowances such as house rent allowance, leave travel allowance, special allowance, etc. and up to Rs. 25,00,00,000 (Rupees Twenty-Five Crore Only) per annum as variable component in CTC, with such annual increments/increases as may be approved by the Board of Directors from time to time, subject to any statutory ceiling's, annual performance pay will be fixed upto Rs. 6,00,00,000 (Rupees Six Crores Only) per annum, over and above of the same shall be payable additionally based on the Company's performance from time to time and as may be determined by the Board.

2. Perquisites:

The Company's contribution toward perquisites shall be in addition to the basic salary mentioned under (1) above, and as per the limits prescribed under the applicable laws.

- a. Company's contribution to provident fund to the extent not taxable under the Income Tax Act.
- b. Gratuity as per the rules of the Company.
- c. Leave with full pay as per the rules of the Company, with encashment of unavailed leave being allowed.
- d. Reimbursement of medical expenses incurred for himself and his family as per the rules of the Company.
- e. Cover of Life Insurance Policy, Medclaim Insurance Policy, Personal Accident Insurance Policy, Directors and Officers Insurance Policy and Liability Insurance Policy and other contribution to insurance as per the rules of the Company.
- f. Free use of Company's car fully maintained by the Company for official as well as private purpose or car allowance in lieu of the Company car.
- g. Reimbursement of entertainment expenses incurred in the course of business of the Company.

- h. Membership of club, fees for which will be paid by the Company.
- i. Telephone and other communication facilities as per rules of the Company.
- j. Subject to any statutory ceiling/s, the Managing Director may be given any other allowances, performance pay, perquisites, benefits and facilities as the Board of Directors from time to time may decide.

3. Valuation of perquisites:

Perquisites/allowances shall be valued as per Income Tax rules, wherever applicable, and in the absence of any such rules, shall be valued at actual cost.

4. Bonus/Stock Options:

Bonus for the financial year, at the discretion of the board.

Stock options as per the scheme framed by the Company

5. Minimum remuneration

In the event of loss or inadequacy of profits in any financial year during the tenure of the appointment, the Managing Director shall be paid remuneration by way of salary and perquisites as set out above, as minimum remuneration, subject to restrictions, if any, set out in Schedule V to the Companies Act, 2013, from time to time.

6. Computation of ceiling

The following shall not be included in the computation of perquisites for the purposes of the ceiling, in the manner provided in Schedule V to the Companies Act, 2013:

- a) Contribution to provident fund referred to in para 2 above.
- b) Gratuity payable as per para 2 above.
- c) Encashment of leave as per para 2 above.

The terms and conditions of the said re-appointment and/or agreement may be altered and varied from time to time by the Board as it may, in its discretion, deem fit within the maximum amount payable to the Managing Director in accordance with the provisions of the Act, or any amendments made therein.

Approval is also sought in terms of regulation 17 (6) (e) (ii) of SEBI (Listing Obligations and Disclosure Requirements) Regulations, 2015 (Listing Regulations') as Mr. Manish Kumar Dabkara, Chairman and Managing Director is an Executive Director who is a promoter and the remuneration proposed to be paid:

- a. exceeds Rs. 5 crore or 2.5% of the net profits of the Company, whichever is higher; or
- b. the aggregate annual remuneration of all the promoter executive directors of the Company exceeds 5% of the net profits of the Company.

The statement containing required information as required in Section II of Part II of Schedule V of the

Companies Act, 2013.

I. GENERAL INFORMATION

1. Nature of industry: The Company is engaged in the business of developing and supplying carbon credit.

2. Date or expected date of commencement of

4. Financial performance based on given indicators:

commercial production: The Company had started its business on May 03, 2011.

3. In case of new companies, expected date of commencement of activities as per project approved by financial institutions appearing in the prospectus:
Not Applicable

(₹ In Lakh)

Particulars	Standalone		Consolidated	
	2022-23	2021-22	2022-23	2021-22
Income				
Revenue from Operation	1,25,840.65	1,80,011.77	1,28,644.65	1,80,142.40
Other Income	1,266.25	130.34	1,287.24	130.63
Total Revenue	1,27,106.90	1,80,142.11	1,29,931.89	1,80,131.43
Profit before finance cost, depreciation & amortization, and tax	16,535.6	51,726.22	17,523.87	51,696.7
Less: Finance Cost	545.86	59.53	566.03	60.34
Less: Depreciation and amortization expenses	275.46	90.75	397.62	96.27
Profit before tax	15,714.28	51,575.94	16,560.22	51,540.09
Less: Tax Expenses				
Current Tax	3714.36	13,247.19	4,561.45	13,247.19
Deferred Tax (Assets/Liability)	32.99	(13.71)	34.14	(13.65)
Profit for the year	11,966.94	38,342.46	11,964.63	38,306.55
Other Comprehensive Income	(9.42)	(15.08)	(9.42)	(15.08)
Total Comprehensive Income	11,957.52	38,327.38	11,955.21	38,291.47
Earning per equity share				
Basic	43.46	139.42	43.46	139.29
Diluted	43.27	139.10	43.24	138.97

5. Foreign Investments or Collaborators if any: N.A

II. INFORMATION ABOUT THE APPOINTEE

1. Background Details: Mr. Manish Kumar Dabkara is a Certified Energy Auditor & Manager under Govt. of India's - Bureau of Energy Efficiency (Ministry of Power). He also has certifications in quality and management from IIM-A, IIM Indore, CII and GIZ, in addition to a Masters in Technology in Energy Management.

2 Past Remuneration: The total remuneration including perquisites paid to Mr. Manish Kumar Dabkara during the period April 01, 2021 to March 31, 2022 and April 01, 2022 to March 31, 2023 was Rs. 57600001/- & Rs. 57600001/- respectively.

3. Recognition or awards: Mr. Manish has been elected as member of the State Council (MP) of Confederation of Indian Industry (CII) for 2022-23, he continues to be among Fortune's 40Under40 for the year 2023.

4. Job Profile and his suitability: Mr. Manish Kumar Dabkara is the Chairman & Managing Director of

EKI Energy Services Ltd. He is the promoter of the Company. Under his leadership, EKI has grown to not only within India but globally also, Today, the company has over 3500 clients across 40+ countries globally.

5. Remuneration Proposed: As stated in the explanatory statement at item no. 9 of the notice.

6. Comparative remuneration profile with respect to industry, size of the Company, profile of the position and person: Taking into consideration the size of the Company, the profile of the appointee, the remuneration proposed is commensurate with the job profile i.e his expertise and knowledge in carbon industry.

7. Pecuniary relationship directly or indirectly with the Company or relationship with the managerial personnel, if any: Mr. Manish Kumar Dabkara is the promoters of the Company and he is holding 51.39 % shares of the Company. Apart from this, he doesn't have any other pecuniary transactions with Company except by way of drawing remuneration during employment with the Company. Mr. Manish

Kumar Dabkara is interested as a Chairman and Managing Director and also interested to the extent of his shareholding interest in the Company.

III. OTHER INFORMATION

1. Reasons of loss or inadequate profits: external and unexpected circumstances beyond the control of management, viz, demand & supply factors in market, general economic meltdown, fluctuation in price of carbon credits, sharp volatility in the prices of carbon credits and other factors putting pressure on profits of the Company.

2. Steps taken or proposed to be taken for improvement: Company has taken the following steps for improvement in performance:

- (i) Development of new markets
- (ii) Focus on new area of market
- (iii) Training program for employees
- (iv) Continuous cost reduction

3. Expected increase in productivity and profits in measurable terms: With the aforesaid measures taken by the Company, profitability of the Company is expected to increase in coming years.

IV. DISCLOSURES

The required disclosures have been made in Report on Corporate Governance forms part of Director's Report.

Brief profile and requisite information in terms of regulation 36 of the Listing Regulations read with Secretarial Standard-2 issued by ICSI is provided as an Annexure to this Notice

Mr. Manish Kumar Dabkara, Chairman and Managing Director is interested in the resolution set out at Item no. 9 of the notice with regard to his re appointment as a Chairman and Managing Director and also interested to the extent of his shareholding interest in the Company.

The Promoter and Promoter Group, Ms. Vidhya Dabkara, Ms. Priyanka Dabkara (Wife), Ms. Priyanka Dabkara (sister), Ms. Shweta Bhaveshkumar Porwal being relatives of Mr. Manish Kumar Dabkara, may be deemed to be interested in resolution to the extent of their shareholding interest in the Company.

Save and except the above none of the other Director/ Key Managerial Personnel of the Company and their relatives are, in any way concerned or interested, financially or otherwise in the aforementioned

resolution.

The Board of Directors recommends resolution, as set out in **item no. 9** of the notice for approval of the members by way of **Special Resolution**.

Item: 10

To approve Material Related Party Transactions of the Company.

Company proposes to enter into transaction(s) with M/s GHG Reduction Technologies Private Limited (Material Subsidiary Company of EKI) involved in the business of manufacturing, trading, selling, etc. of all types of Cookstoves and other electric and non-electric appliances.

Pursuant to Regulation 23 of the Listing Regulations, approval of the shareholders is sought for (a) related party transactions which in a financial year, exceed the lower of (i) Rs. 1,000 crore; and (ii) 10% of the annual consolidated turnover of the Company as per the last audited financial statements of the Company; and (b) any subsequent material modifications thereto as defined by the Audit Committee of the Company.

The related party transactions of the Company and M/s GHG Reduction Technologies Private Limited are at arm's length and in the ordinary course of business

The value of proposed aggregate transactions with GHG Reduction Technologies Private Limited is likely to exceed the said threshold limit, and is expected to be around Rs. 200.00 Crore during the financial year 2023-24. The limit for material RPT for the FY is Rs. 200.00 Crore.

Accordingly, transaction(s) entered into with GHG Reduction Technologies Private Limited comes within the meaning of Material Related Party transaction(s) in terms of provisions of the Act, applicable Rules framed thereunder read with the Listing Regulations.

Hence, prior approval of the shareholders is being sought for the said related party transaction(s) proposed to be entered into by your Company with GHG Reduction Technologies Private Limited in the financial year 2023-24.

Pursuant to rule 15 of Companies (Meetings of Board and its Powers) Rules, 2014, as amended till date and 'Section III-B: Disclosure and other obligations of listed entities in relation to Related Party Transactions' of the Master circular for compliance with the provisions of the SEBI (Listing Obligations and Disclosure Requirements) Regulations, 2015 by listed entities dated July 11, 2023. particulars of the transactions with GHG Reduction Technologies Private Limited are as follow:

S.No.	Particulars	Remarks
1.	Name of the Related Party	M/s. GHG Reduction Technologies Private Limited
2.	Name of the Director or KMP who is related	Mr. Mohit Kumar Agarwal, Chief Financial officer
3.	Nature of Relationship	Subsidiary Company, concern in which the Company holds substantial interest
4.	Nature, material terms, monetary value and particulars of the contract or arrangement	Contract for purchase/ sale Purchase of Community Based Project Implementation Material, on a continuous basis. Monetary value of proposed aggregate transactions during financial year 2023-24 is expected to be Rs. 200.00 Crore. The pricing for sale / purchase transactions is on market rates.
5.	Any other information relevant or important for the members to take a decision on the proposed resolution	All relevant / important information forms part of this Statement setting out material facts pursuant to Section 102(1) of the Companies Act, 2013
6.	Justification for why the proposed transaction is in the interest of the listed entity;	Company proposes to enter into transaction(s) with GHG Reduction Technologies Private Limited (Material Subsidiary Company of EKI) involved in the business of manufacturing, trading, selling, etc. of all types of Cookstoves and other electric and non-electric appliances to increase revenue share of the Company which would results into the interest of the Company as well as shareholders of the Company.

None of the Directors and Key Managerial Personnel of the Company or their respective relatives is concerned or interested, financially or otherwise, in the resolution.

The Board of Directors recommends passing of the resolution as set out at **item no. 8** of this Notice as an **Ordinary Resolution**.

Registered Office:

201, Plot No. 48, Scheme No. 78, Part II
Vijay Nagar, Indore – 452010, Madhya Pradesh, India

CIN: L74200MP2011PLC025904

Tel. No.: +91-0731-4289086

Website: www.enkingint.org

E-mail: cs@enkingint.org

For and on behalf of the Board of Directors
EKI Energy Services Limited

S/d

Mr. Manish Kumar Dabkara

Chairman and Managing Director

DIN: 03496566

Place: **Indore**

Date: **28.09.2023**

ANNEXURE - I

Disclosure of information pursuant to regulation 36 (3) of the Listing Regulations and para 1.2.5 of SS – 2

A. Mr. Naveen Sharma:

S.No.	Particulars	Details
1.	Brief resume of director and nature of expertise (in case of appointment);	Mr. Naveen Sharma has been associated with EKI for over 12 years and is responsible for running major facets of the business of the Company. Mr. Naveen Sharma holds an MBA degree and specialization in upstream asset management and along with vast work experience. At EKI, he is responsible for leading the Carbon Offsets Trading department.
2.	Disclosure of relationships between directors inter-se;	Mr. Naveen Sharma is not related to any of the Directors of the Company.
3.	Names of listed entities in which the person also holds the directorship and the membership of Committees of the board along with listed entities from which the person has resigned in the past three years;	NA

B. Ms. Sonali Sheikh:

S.No.	Particulars	Details
1.	Brief resume of director and nature of expertise (in case of appointment);	Ms. Sonali Sheikh has more than 10 years of experience in the field of People Management, Administration and Quality Management Systems. Ms Sonali Sheikh holds a degree of Master of Business Administration in Marketing and Finance from Amity University. Ms. Sonali Sheikh, leads human resource, administration & quality management at EKI. She oversees the functioning of employee relations, performance management, training & development and talent management at the Company.
2.	Disclosure of relationships between directors inter-se;	Ms. Sonali Sheikh is not related to any of the Directors of the Company.
3.	Names of listed entities in which the person also holds the directorship and the membership of Committees of the board along with listed entities from which the person has resigned in the past three years;	NA

C. Mr. Manish Kumar Dabkara:

S.No.	Particulars	Details
1.	Brief resume of director and nature of expertise (in case of appointment);	<p>Mr. Manish Kumar Dabkara is the Chairman & Managing Director D of EKI Energy Services Ltd. He is the promoter of the Company. Under his leadership, EKI has grown to not only within India but globally also, Today, the company has over 3500 clients across 40+ countries globally.</p> <p>Mr. Manish Kumar Dabkara is a Certified Energy Auditor & Manager under Govt. of India's - Bureau of Energy Efficiency (Ministry of Power). He also has certifications in quality and management from IIM-A, IIM Indore, CII and GIZ, in addition to a Masters in Technology in Energy Management.</p> <p>Mr. Manish is also an elected member of the State Council (MP) of Confederation of Indian Industry (CII) for 2022-23, he continues to be among Fortune's 40Under40 for the year 2023.</p>
2.	Disclosure of relationships between directors inter-se;	Mr. Manish Kumar Dabkara is not related to any of the Directors of the Company.
3.	Names of listed entities in which the person also holds the directorship and the membership of Committees of the board along with listed entities from which the person has resigned in the past three years;	NA

COMPANY INFORMATION

■ BOARD OF DIRECTOR'S

Mr. Manish Kumar Dabkara
Chairman & Managing Director

Mr. Naveen Sharma
Whole Time Director

Ms. Sonali Sheikh
Whole time Director

Ms. Astha Pareek
Woman Independent
Non-Executive Director

Mr. Ritesh Gupta
Independent Director

Mr. Burhanuddin Maksiwala
Independent Director

■ COMMITTEES

Audit Committee

Mr. Ritesh Gupta (Chairman)
Mr. Burhanuddin Maksiwala
Mr. Manish Kumar Dabkara

Nomination and Remuneration Committee

Mr. Burhanuddin Maksiwala (Chairman)
Mr. Ritesh Gupta
Ms. Astha Pareek

Corporate Social Responsibility Committee

Mr. Ritesh Gupta (Chairman)
Mr. Manish Kumar Dabkara
Mr. Naveen Sharma

Stakeholders Relationship Committee

Mr. Burhanuddin Maksiwala (Chairman)
Mr. Ritesh Gupta
Mr. Naveen Sharma

Risk Management Committee

Mr. Naveen Sharma (Chairman)
Mr. Burhanuddin Maksiwala
Mr. Manish Kumar Dabkara

■ CHIEF FINANCIAL OFFICER

Mr. Mohit Agarwal

■ COMPANY SECRETARY & COMPLIANCE OFFICER

Ms. Itisha Sahu

■ REGISTERED OFFICE:

201, Plot 48, Scheme No. 78, Part II,
Vijay Nagar Indore- 452010 (MP),
E. cs@enkingint.org
W. www.enkingint.org
T: (+91) 731 42 89 086

■ CORPORATE OFFICE:

903, B-1 9th Floor,
NRK Business Park, Scheme 54 PU4
Indore - 452010 MP IN

■ REGISTRAR & SHARE TRANSFER AGENTS:

BIGSHARE SERVICES PVT LTD.

Office No. S6-2, 6th Floor,
Pinnacle Business Park, Next to Ahura Centre,
Mahakali Caves Road, Andheri (East)
Mumbai - 400093, MH
E. investor@bigshareonline.com
W. www.bigshareonline.com
T. +91 022 62638200

■ BANKER

ICICI Bank
HDFC Bank
Axis Bank


■ JOINT STATUTORY AUDITORS

Dassani & Associate (Chartered Accountants)
Walker Chandio & Co. LLP (Chartered Accountants)

LET'S COLLABORATE FOR A SUSTAINABLE FUTURE

WE SUPPORT

The 17 Sustainable Development Goals represent a variety of social impact themes, 11 of which align with CCM's impact investment themes.



STEERING THE PLANET TO NET ZERO

EKI ENERGY SERVICES LIMITED

ENKING EMBASSY, PLOT #48, SCHEME 78, PART-2, INDORE-452010 (M.P.), INDIA
CIN NO.: L74200MP2011PLC025904

+91 731 4289086 business@enkingint.org www.enkingint.org