

Date: 22.11.2021

To,
Department of Corporate Services
BSE Limited
P.J. Towers, Dalal Street,
Mumbai-400001
SME Platform

Sub: Revised Intimation under Regulation 33 of SEBI (LODR) Regulations, 2015

Script Code: 543284

Dear Sir(s),


This is with reference to query dated November 19, 2021, on submission of financial results for the quarter and half-year ended September 30, 2021, pursuant to Regulation 33 of SEBI (Listing Obligation & Disclosure Requirements) Regulations, 2015 this is to inform you that the Company has duly filled results for the quarter and half -year ended September 30, 2021 on October 28, 2021.

Please find enclosed herewith a copy of revised Intimation of Unaudited Financial Results of the Company along with revised format of Limited Review Report for the quarter and half year ended September 30, 2021

Kindly take the above information on records.

Thanking you

Yours Faithfully
For **EKI Energy Services Limited**


Itisha Sahu
Company Secretary and Compliance officer





Limited Review Report on the Unaudited Quarterly and year-to-date Financial Results of the EKI Energy Services Limited under the SEBI (Listing Obligations and Disclosure Requirements) Regulations, 2015, as amended

To,
The Board of Directors of
EKI ENERGY SERVICES LIMITED

1. We have reviewed the accompanying statement of unaudited financial results of M/s. EKI ENERGY SERVICES LIMITED ("the Company") for the quarter ended 30 September 2021 and year to date results for the period from 01 April 2021 to 30 September 2021 ("the Statement").
2. This Statement, which is the responsibility of the Company's management and approved by the Board of Directors, has been prepared in accordance with the recognition and measurement principles laid down in Accounting Standard 25 "Interim Financial Reporting" ('AS-25'), prescribed under Section 133 of the Companies Act, 2013, and other accounting principles generally accepted in India and in compliance with Regulation 33 and Regulation 52 read with Regulation 63(2) of the Securities and Exchange Board of India (Listing Obligations and Disclosure Requirements) Regulations, 2015, as amended (the 'Listing Regulations'). Our responsibility is to issue a report on the Statement based on our review.
3. We conducted our review of the Statement in accordance with the Standard on Review Engagements (SRE) 2410 "Review of Interim Financial Information Performed by the Independent Auditor of the Entity" issued by the Institute of Chartered Accountants of India. This standard requires that we plan and perform the review to obtain moderate assurance as to whether the Statement is free of material misstatement. A review is limited primarily to inquiries of Corporation personnel and analytical procedures applied to financial data and thus provides less assurance than an audit. We have not performed an audit and accordingly, we do not express an audit opinion.
4. Based on our review conducted as above, nothing has come to our attention that causes us to believe that the accompanying Statement, prepared in accordance with applicable accounting standards and other recognized accounting practices and policies has not disclosed the information required to be disclosed in terms of Regulation 33 and Regulation 52 read with Regulation 63(2) of the Listing Regulations including the manner in which it is to be disclosed, or that it contains any material misstatement.

D.N. JHAMB AND COMPANY
Chartered Accountants
Firm Reg. No. 019675C



Place: Indore
Date: October 28, 2021
UDIN: 21079696AAAAJI8084

DEVKI NANDAN JHAMB
Partner
Membership No. 079696

EKI Energy Services Limited
 Regd. Office : EnKing Embassy, Plot 48, Scheme No. 78 Part II, Vijay Nagar, Indore 452010 MP
 CIN: L74200MP2011PLC025904
 E-Mail: business@enkingint.org, Web : www.enkingint.org
**UN-AUDITED FINANCIAL RESULTS FOR THE QUARTER AND HALF - YEAR ENDED ON
 SEPTEMBER 30, 2021**

Sr No	Particulars	(Rs. in lakhs except EPS)			
		Quarter Ended		Half-year Ended	Year Ended
		Unaudited 30.09.2021	Unaudited 30.06.2021	Unaudited 30.09.2021	Audited 31.03.2021
1	Income				
	(a) Revenue from Operations	44,346.90	19,334.30	63,681.20	19,078.98
	(b) Other Income	21.46	14.55	36.01	22.85
	Total Income from operations	44,368.36	19,348.85	63,717.21	19,101.83
2	Expenses:				
	a) Cost of Materials consumed	-	-	-	-
	b) Purchase of Stock-in-trade	37,875.41	15,439.85	53,315.26	14,967.27
	c) Changes in Inventory of Finished goods, Work-in-progress and Stock-in-trade	(6,657.43)	(1,441.48)	(8,098.91)	-
	d) Employee Benefits Expenses	472.69	382.94	855.63	847.77
	e) Finance Costs	29.72	8.31	38.03	25.20
	f) Depreciation and Amortisation expense	9.87	9.11	18.98	38.60
	g) Other expenses	1,782.63	174.16	1,956.79	731.42
	Total Expenses	33,512.89	14,572.89	48,085.78	16,610.26
3	Profit / (Loss) from ordinary activities before Exceptional items and tax (1-2)	10,855.47	4,775.96	15,631.43	2,491.57
4	Exceptional Items	-	-	-	-
5	Profit / (Loss) before tax (3-4)	10,855.47	4,775.96	15,631.43	2,491.57
6	Tax Expense				
	- Current tax	2,730.56	1,202.83	3,933.39	627.46
	- Deferred tax	(0.32)	(0.97)	(1.29)	(5.40)
	Total Tax Expenses	2,730.24	1,201.86	3,932.10	622.06
7	Profit / (Loss) for the period from continuing operations (5-6)	8,125.23	3,574.10	11,699.33	1,869.51
8	Profit/(loss) from discontinued operations	-	-	-	-
9	Tax expenses for discontinued operations	-	-	-	-
10	Profit/(loss) from discontinued operations (after tax) (8-9)	-	-	-	-
11	Profit/(loss) for the period (7+10)	8,125.23	3,574.10	11,699.33	1,869.51
12	Other Comprehensive Income, net of income tax				
	(i) Items that will not be reclassified to Profit or Loss	-	-	-	-
	(ii) Income tax relating to items that will not be reclassified to profit or loss	-	-	-	-
	Total Other Comprehensive Income, net of income tax	-	-	-	-
13	Total Comprehensive Income for the period (11+12)	8,125.23	3,574.10	11,699.33	1,869.51
14	Paid-up equity share capital (face value of Rs 10/- per share)	68,74,000.00	68,74,000.00	68,74,000.00	50,50,000.00
15	Other Equity (excluding Revaluation Reserve)	-	-	-	-
16	Earning per share (of Rs 10/- each) (not annualised)				
	Basic/ Diluted EPS	118.20	51.99	170.20	37.02



STATEMENT OF ASSETS AND LIABILITIES			
	PARTICULARS	As at 30 September, 2021	As at 31st March, 2021
A	ASSETS	Unaudited	Audited
	Non - Current Assets		
(a)	Property, Plant and Equipment		
(b)	Capital work - in - progress	440.40	113.91
(c)	Investment Property	14.55	2.65
(d)	Financial assets	634.59	448.58
	(i) Investments	-	-
	(ii) Loans	-	-
	(iii) Other financial assets	-	-
(e)	Deferred tax assets (net)	7.18	5.90
(f)	Other non - current assets	140.18	61.32
	Sub- Total - Non - Current Assets	1,236.90	632.36
	Current Assets		
(a)	Inventories		
(b)	Financial assets	8,098.91	-
	(i) Investments		
	(ii) Trade receivables	3,498.37	33.03
	(iii) Cash and cash equivalents	4,693.06	653.69
	(iv) Loans & Advances	2,401.39	1,560.37
	(v) Other financial assets	1,548.69	125.96
(c)	Other current assets	-	-
	Sub- total - Current Assets	6,131.89	959.43
	TOTAL- ASSETS	26,372.31	3,332.48
		27,609.21	3,964.84
B	EQUITY AND LIABILITIES		
	EQUITY		
(a)	Equity share capital		
(b)	Other Equity	687.40	505.00
	TOTAL- EQUITY	15,003.56	1,985.12
		15,690.96	2,490.12
	LIABILITIES		
1	Non Current Liabilities		
(a)	Financial Liabilities -		
	(i) Borrowings		
(b)	Provisions	68.80	76.08
(c)	Deferred tax liabilities (Net)	-	-
	Sub- total - Non- Current Liabilities	68.80	76.08
2	Current liabilities		
(a)	Financial Liabilities		
	(i) Borrowings		
	(ii) Trade payables	2.10	56.01
	A.Total Outstanding dues of micro enterprises and small enterprises	-	11.33
	B.Total Outstanding dues of creditors other than micro enterprises and small enterprises	6,914.52	1,225.91
	(iii) Other financial liabilities	-	-
(b)	Other current liabilities	-	-
(c)	Provisions	895.91	40.78
(d)	Current tax liabilities (Net)	4,036.92	64.61
	Sub- total - Current Liabilities	11,849.45	1,398.64
	TOTAL- LIABILITIES	11,918.25	1,474.72
	TOTAL- EQUITY AND LIABILITIES	27,609.21	3,964.84



Segment Revenue, Segment Results (Profit), Segment Assets & Segment Liabilities					
(Rs. In Lakh)					
S. No.	Particulars	Quarter Ended September 30	Quarter Ended June 30	Half-year ended September 30	Year Ended March 31,
		(30/09/2021)	(30/06/2021)	(30/09/2021)	(31/03/2021)
		(Un-Audited)	(Un-Audited)	(Un-Audited)	(Audited)
1.	Segment Revenue				
	a) Climate change & Sustainability Advisory and Carbon Offsetting	44,315.38	19,324.44	63,639.82	18,976.21
	b) Others	31.52	9.86	41.38	102.77
	Total	44,346.90	19,334.30	63,681.20	19,078.98
	Less: Inter Segment Revenue	-	-	-	-
	Total Revenue	44,346.90	19,334.30	63,681.20	19,078.98
2.	Segment Results (Profit)				
	a) Climate change & Sustainability Advisory and Carbon Offsetting	13,097.40	5,326.07	18,423.47	4,080.34
	b) Others	31.52	9.86	41.38	31.37
	Total	13,128.92	5,335.93	18,464.85	4,111.71
	Less: Unallocable Expenditure	2,294.91	574.52	2,869.43	1,643.00
	Add: Other income (net)	21.46	14.55	36.01	22.85
	Total Profit Before Tax	10,855.47	4,775.96	15,631.43	2,491.56
3.	Segment Assets				
	a) Climate change & Sustainability Advisory and Carbon Offsetting	4,687.12	5,622.81	4,687.12	641.35
	b) Others	5.94	2.10	5.94	12.34
	c) Unallocable Assets	22,916.15	5,954.84	22,916.15	3,311.15
	Total Assets	27,609.21	11,579.75	27,609.21	3,964.84
4.	Segment Liabilities				
	a) Climate change & Sustainability Advisory and Carbon Offsetting	6,914.52	1,982.49	6,914.52	1,237.24
	b) Others	-	-	-	-
	c) Unallocable Liabilities	5,003.73	1,962.48	5,003.73	237.48
	Total Liabilities	11,918.25	3,944.97	11,918.25	1,474.72

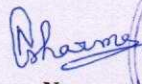



CASH FLOW STATEMENT

Particulars	Half-Year Ended	
	30.09.2021	31.03.2021
	Unaudited	Audited
A. CASH FLOW FROM OPERATING ACTIVITIES:		
Profit before income tax		
Adjustments for		
Depreciation and amortisation expense	15631.43	2,491.56
Loss/(Profit) on sale of Fixed Assets	18.98	38.60
Financial Charges	-	-
Other Non Operating Income	10.29	25.20
Prior period Adjustment	(36.01)	(22.85)
Reclassification of remeasurement of employee benefits		
	15624.69	2532.51
Operating Profit before working capital changes		
Adjustment for working capital changes:		
(Decrease)/Increase in Trade payables and other Liabilities	10,504.72	589.29
(Increase)/Decrease in Inventories	(8,098.91)	-
(Increase) in Trade Receivable	(4,039.37)	(223.68)
(Increase) in Financial and Other Assets	(6,595.19)	(702.64)
	7395.94	2195.48
Cash generated from operations		
Income taxes paid	3933.39	627.46
Net cash inflow from operating activities	3462.55	1568.02
B. CASH FLOW FROM INVESTING ACTIVITIES:		
Payments for property, plant and equipment	(357.37)	(20.88)
Proceeds from sale of property, plant and equipment	-	0.95
Decrease / (Increase) in Non Current Investment	(186.01)	(152.62)
Decrease / (Increase) in Current Investment	(3,465.34)	(33.03)
Decrease / (Increase) in Other Non-Current Assets	(78.86)	(30.87)
Other non Operating Income	36.01	22.85
Net cash outflow from investing activities	-4051.57	-213.60
C. CASH FLOW FROM FINANCING ACTIVITIES:		
Proceeds from issuances of shares Capital	1570.25	-
Increase / (Decrease) in Long-Term Borrowings	(7.28)	(25.20)
Increase / (Decrease) in Short-Term Borrowings	(53.90)	(14.96)
Interest paid	(10.29)	54.12
Dividends paid to company's shareholders	(68.74)	-
Net cash inflow (outflow) from financing activities	1,430.04	13.96
Net increase (decrease) in cash and cash equivalents	841.02	1368.38
Cash and cash equivalents at the beginning of the financial year	1560.37	191.99
Cash and cash equivalents at the end of the year	2401.39	1560.37

Notes:	
1)	The above Financial results were reviewed by the Audit Committee in its meeting held on October 28, 2021 and taken on record by the board of directors at its meeting held on October 28, 2021.
2)	The above financial result have been prepared in accordance with the recognition and measurement principles stated therein prescribed under section 133 of the Companies Act 2013 read with the relevant rules issued thereunder and the other accounting principles generally accepted in India.
3)	As required under Regulation 33 of SEBI (LODR) Regulation, 2015 the limited review by the Statutory Auditors have been completed for the quarter ended September 30, 2021. The report does not have any impact on the above results and notes, which needs explanation.



4)	<p>The Company has identified business segments as its primary segment and geographic segments as its secondary segment. Business segments are primarily:</p> <p>1) Climate change & sustainability advisory and carbon offsetting, and 2) Others</p>
5)	<p>COVID-19 Impact on financial results:</p> <p>The Company has evaluated the impact of COVID-19 pandemic in its business operations, liquidity and financial position and based on management's review of current indicators and economic conditions, there is no material impact on its quarterly financial results as at September 30, 2021.</p> <p>The impact assessment of COVID-19 is a continuing process, given the uncertainties associated with its nature and duration accordingly the impact may be different from that estimated as at the date of approval of these financial results. The Company will continue to monitor any material changes to future economic conditions.</p>
6)	<p>The figures of the previous period / year have been re-stated/ re-grouped / re-arranged/ reclassified and / or recasted wherever found necessary.</p>
<p style="text-align: right;">On behalf of the Board of Directors For EKI Energy Services Limited</p> <p style="text-align: right;">  Naveen Sharma Whole Time Director (DIN-07351558) </p> <p style="text-align: right;">  </p> <p>Place: Indore Date: October 28, 2021</p>	